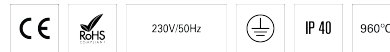


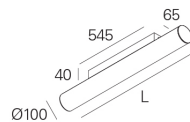
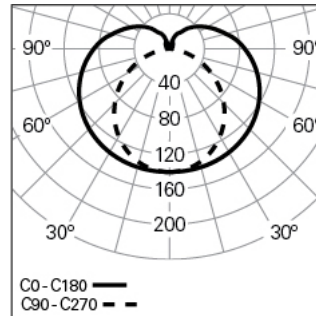
## TALEA GLARE /C L2838 BLINE DALI 830 G

TUBULAR LUMINAIRES

90429L100HG0300



### Light distribution



L=2838mm

### PRODUCT DESCRIPTION

**Application Areas:** Offices, Hotels and residential, Public spaces, Retail, Education, Health and care

**Mounting Type:** Surface mounted

**Control Gear Included:** Yes

**Control Gear:** LED driver 220-240VAC-50/60Hz

**Input Driver Voltage:** 220-240V-50/60Hz

**Power Factor ( $\lambda$ ):** 0,97

**Luminaire Luminous Flux (lm):** 5544

**Luminaire Efficacy (lm/W):** 123

**Unified Glare Rating (UGR):** <19

**LED Lifetime - Rated Median Useful Life:** 60.000h @ L90, B10, Ta 25°C

**CCT - Correlated Colour Temperature (K):** 3000

**Colour Rendering Index (CRI):** >80

**Chromaticity Tolerance (MacAdam step):** <3

**LED Module Forward Voltage Range (VF):** 33,1

**Power Supply Dimming:** DALI 2

**Central Battery Emergency Lighting System (VDC):** 176-280

**Maximum of Luminaires by Magnetic Circuit Breaker B16:** <34

**Inrush Current (A):** 18

**Pulse Duration ( $\mu$ s):** 180

## TALEA GLARE /C L2838 BLINE DALI 830 G

### CHARACTERISTICS

**Luminaire Type:** Straight line luminaire

**Insulation Class:** I

**Ingress Protection (IP):** 40

**Ambient Temperature Range (°C):** ]-5, 25[

**Warranty (Years):** 5

**Current Supply Cable Entry Point:** Back

### MATERIALS

**Body Material:** Extruded aluminium profile

**Finishing:** Epoxy polyester powder coated

**Colour:** Grey (G)

**Glow-wire Resistance (°C):** 960

### OPTICAL SYSTEM

**Optical System:** bLINE - Opal diffuser

**Light Distribution:** Direct

**Beam Angle (°):** 183

### TECHNICAL DATA

**Light Source:** LED

**Input Power (W):** 45