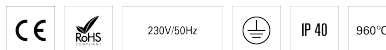
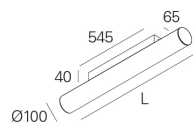
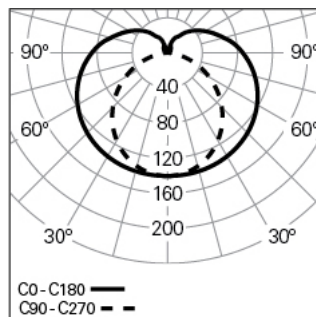


**TALEA GLARE /C L1718 BLINE DALI 840 W**

TUBULAR LUMINAIRES

**90429L160HW0000****Light distribution**

L=1718mm

**PRODUCT DESCRIPTION**

**Application Areas:** Offices, Hotels and residential, Public spaces, Retail, Education, Health and care

**Mounting Type:** Surface mounted

**Control Gear Included:** Yes

**Control Gear:** LED driver 220-240VAC-50/60Hz

**Input Driver Voltage:** 220-240V-50/60Hz

**Power Factor ( $\lambda$ ):** 0,95

**Luminaire Luminous Flux (lm):** 3604

**Luminaire Efficacy (lm/W):** 129

**Unified Glare Rating (UGR):** <19

**LED Lifetime - Rated Median Useful Life:** 60.000h @ L90, B10, Ta 25°C

**CCT - Correlated Colour Temperature (K):** 4000

**Colour Rendering Index (CRI):** >80

**Chromaticity Tolerance (MacAdam step):** <3

**LED Module Forward Voltage Range (VF):** 33,1

**Power Supply Dimming:** DALI 2

**Central Battery Emergency Lighting System (VDC):** 176-280

**Maximum of Luminaires by Magnetic Circuit Breaker B16:** <50

**Inrush Current (A):** 21

**Pulse Duration ( $\mu$ s):** 115

**TALEA GLARE /C L1718 BLINE DALI 840 W****CHARACTERISTICS**

**Luminaire Type:** Straight line luminaire

**Insulation Class:** I

**Ingress Protection (IP):** 40

**Ambient Temperature Range (°C):** ]-5, 25[

**Warranty (Years):** 5

**Current Supply Cable Entry Point:** Back

**DIMENSIONS**

**L - Length (mm):** 1718

**H - Height (mm):** 140

**D - Diameter (mm):** 100

**Net Weight (kg):** 5.5

**MATERIALS**

**Body Material:** Extruded aluminium profile

**Finishing:** Epoxy polyester powder coated

**Colour:** White (W)

**Glow-wire Resistance (°C):** 960

**OPTICAL SYSTEM**

**Optical System:** bLINE - Opal diffuser

**Light Distribution:** Direct

**Beam Angle (°):** 183

**TECHNICAL DATA**

**Light Source:** LED

**Input Power (W):** 28