
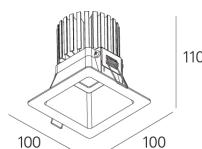
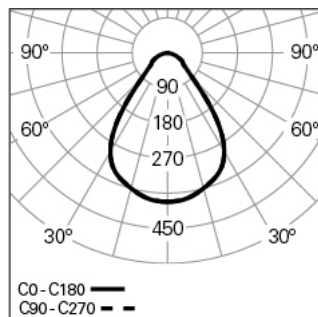


**VEGA SQ /E Q100 LIGHT+ 930 W MO**

ARCHITECTURAL LIGHTING

**90437L0110W0300****Light distribution**

L=100mm

**PRODUCT DESCRIPTION**

**Application Areas:** Offices, Hotels and residential, Public spaces, Retail, Education, Health and care

**Mounting Type:** Recessed

**Control Gear Included:** No

**VEGA SQ /E Q100 LIGHT+ 930 W MO****CHARACTERISTICS**

**Luminaire Type:** Square downlight

**Insulation Class:** III

**Ingress Protection (IP):** 40

**Ambient Temperature Range (°C):** ]-5, 25[

**Ceiling Thickness (mm):** 1-25

**Warranty (Years):** 5

**MATERIALS**

**Body Material:** Aluminium

**Frame Material:** Injected ABS

**Finishing:** Epoxy polyester powder coated

**Colour:** White (W)

**Glow-wire Resistance (°C):** 650

**OPTICAL SYSTEM**

**Optical System:** LIGHT+ - Opal diffuser

**Light Distribution:** Direct

**Beam Angle (°):** 75

**TECHNICAL DATA**

**Light Source:** LED

**Input Power (W):** 8

**Power Factor (λ):** 1

**Luminaire Luminous Flux (lm):** 819

**Luminaire Efficacy (lm/W):** 102

**Unified Glare Rating (UGR):** <22

**LED Lifetime - Rated Median Useful Life:** 66.000h @ L90, B10, Ta 25°C

**CCT - Correlated Colour Temperature (K):** 3000

**Colour Rendering Index (CRI):** >90

**Chromaticity Tolerance (MacAdam step):** <3

**This Product Contains a Light Source of Energy Efficiency Class:** E

**LED Module Forward Voltage Range (VF):** 33

**Input luminaire current (mA):** 250

**DIMENSIONS**

**L - Length (mm):** 100

**W - Width (mm):** 100

**H - Height (mm):** 112

**D - Recess Dimensions (mm):** 85x85

**H - Recess Height (mm):** 120

**Net Weight (kg):** 0.5

**NOTES**

- To complete the product it is necessary to order the driver separately.