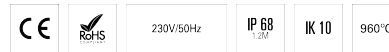


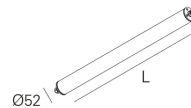
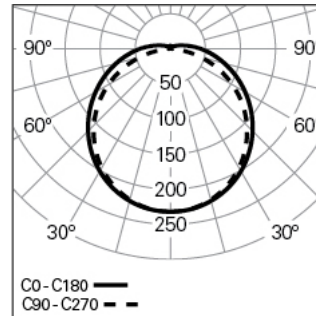
TTP 50 LINE L0620 TOP DALI 840 SRT/MID HO

TUBULAR LUMINAIRES

90482L060H00058



Light distribution



L=620mm

PRODUCT DESCRIPTION

Application Areas: Public spaces, Industry, Outside
Mounting Type: Surface mounted, Suspended, Wall mounted
Control Gear Included: Yes
Control Gear: LED driver 220-240VAC-50/60Hz

TTP 50 LINE L0620 TOP DALI 840 SRT/MID HO

CHARACTERISTICS

Luminaire Type: Straight line luminaire
Luminaire Module: Start / Middle (SRT/MID)
Insulation Class: II
Ingress Protection (IP): 68 (1,2m)
Mechanical Impact Protection (IK): 10
Ambient Temperature Range (°C):]-20, 30[
Fixing System: Clamp
Warranty (Years): 5
Current Supply Cable Entry Point: End cap

MATERIALS

Body Material: Polycarbonate tube
Finishing: Epoxy polyester powder coated
Colour: White (W)
Glow-wire Resistance (°C): 960

OPTICAL SYSTEM

Optical System: TOP - Opal diffuser
Light Distribution: Direct
Beam Angle (°): 124

TECHNICAL DATA

Light Source: LED
Input Power (W): 27
Input Driver Voltage: 220-240V-50/60Hz
Power Factor (λ): 0,93
Luminaire Luminous Flux (lm): 3419
Luminaire Efficacy (lm/W): 127
Unified Glare Rating (UGR): <28
LED Lifetime - Rated Median Useful Life: 80.000h @ L90, B10, Ta 25°C
CCT - Correlated Colour Temperature (K): 4000
Colour Rendering Index (CRI): >80
Chromaticity Tolerance (MacAdam step): <3
This Product Contains a Light Source of Energy Efficiency Class: B
LED Module Forward Voltage Range (VF): 34
Power Supply Dimming: DALI 2
Central Battery Emergency Lighting System (VDC): 176-280
Maximum of Luminaires by Magnetic Circuit Breaker B16: <53
Inrush Current (A): 20
Pulse Duration (µs): 139

DIMENSIONS

L - Length (mm): 620
D - Diameter (mm): Ø52
Net Weight (kg): 0.96

NOTES

- To complete the product it is necessary to order the fixation system separately;
- For suspended version it is necessary to order the suspension and the ceiling rose. Please order separately;
- The maximum number of High-Output luminaires that can be connected in line is 15. With sensor the maximum number is 9;
- The maximum number of Low-Output luminaires that can be connected in line is 35. With sensor the maximum number is 16.