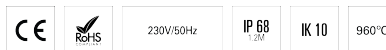


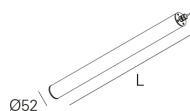
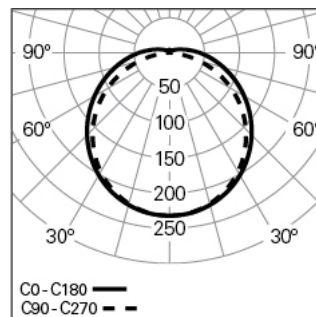
## TTP 50 LINE L1460 TOP DALI 840 END HO

### TUBULAR LUMINAIRES

90482L150H00050



#### Light distribution



L=1460mm

#### PRODUCT DESCRIPTION

**Application Areas:** Public spaces, Industry, Outside  
**Mounting Type:** Surface mounted, Suspended, Wall mounted  
**Control Gear Included:** Yes  
**Control Gear:** LED driver 220-240VAC-50/60Hz

#### TTP 50 LINE L1460 TOP DALI 840 END HO

#### CHARACTERISTICS

**Luminaire Type:** Straight line luminaire  
**Luminaire Module:** End (END)  
**Insulation Class:** II  
**Ingress Protection (IP):** 68 (1,2m)  
**Mechanical Impact Protection (IK):** 10  
**Ambient Temperature Range (°C):** ]-20, 30[  
**Fixing System:** Clamp  
**Warranty (Years):** 5  
**Current Supply Cable Entry Point:** End cap

#### MATERIALS

**Body Material:** Polycarbonate tube  
**Finishing:** Epoxy polyester powder coated  
**Colour:** White (W)  
**Glow-wire Resistance (°C):** 960

#### OPTICAL SYSTEM

**Optical System:** TOP - Opal diffuser  
**Light Distribution:** Direct  
**Beam Angle (°):** 124

#### TECHNICAL DATA

**Light Source:** LED  
**Input Power (W):** 63  
**Input Driver Voltage:** 220-240V-50/60Hz  
**Power Factor (λ):** 0,96  
**Luminaire Luminous Flux (lm):** 8548  
**Luminaire Efficacy (lm/W):** 136  
**Unified Glare Rating (UGR):** <28  
**LED Lifetime - Rated Median Useful Life:** 80.000h @ L90, B10, Ta 25°C  
**CCT - Correlated Colour Temperature (K):** 4000  
**Colour Rendering Index (CRI):** >80  
**Chromaticity Tolerance (MacAdam step):** <3  
**This Product Contains a Light Source of Energy Efficiency Class:** B  
**LED Module Forward Voltage Range (VF):** 34  
**Power Supply Dimming:** DALI 2  
**Central Battery Emergency Lighting System (VDC):** 176-280  
**Maximum of Luminaires by Magnetic Circuit Breaker B16:** <25  
**Inrush Current (A):** 37  
**Pulse Duration (µs):** 147

#### DIMENSIONS

**L - Length (mm):** 1460  
**D - Diameter (mm):** Ø52  
**Net Weight (kg):** 1.71

#### NOTES

- To complete the product it is necessary to order the fixation system separately;
- For suspended version it is necessary to order the suspension and the ceiling rose. Please order separately;
- The maximum number of High-Output luminaires that can be connected in line is 15. With sensor the maximum number is 9;
- The maximum number of Low-Output luminaires that can be connected in line is 35. With sensor the maximum number is 16.