
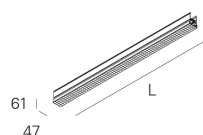
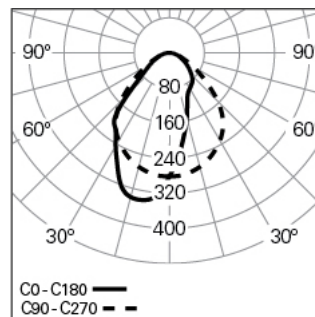


REBA 50 INT L0562 ASYM DALI 830 HO

ALUMINIUM PROFILE SYSTEMS

90500L002HW0300**Light distribution**

L=560mm

PRODUCT DESCRIPTION

Application Areas: Offices, Hotels and residential, Public spaces, Retail, Education, Health and care

Mounting Type: Surface mounted, Suspended

Control Gear Included: No

REBA 50 INT L0562 ASYM DALI 830 HO**CHARACTERISTICS**

Luminaire Type: Straight line luminaire

Luminaire Module: Individual, Middle (MID), Start / End (SRT/END)

Insulation Class: I

Ingress Protection (IP): 40

Ambient Temperature Range (°C):]-5, 25[

Warranty (Years): 5

Current Supply Cable Entry Point: Back

MATERIALS

Body Material: Extruded aluminium profile

Finishing: Epoxy polyester powder coated

Colour: White (W)

Glow-wire Resistance (°C): 850

OPTICAL SYSTEM

Optical System: ASYM - Asymmetric diffuser

Light Distribution: Direct

Beam Angle (°): 55

TECHNICAL DATA

Light Source: LED

Input Power (W): 16

Input Driver Voltage: 220-240V-50/60Hz

Power Factor (λ): 0,91

Luminaire Luminous Flux (lm): 1338

Luminaire Efficacy (lm/W): 84

Unified Glare Rating (UGR): <22

LED Lifetime - Rated Median Useful Life: 80.000h @ L90, B10, Ta 25°C

CCT - Correlated Colour Temperature (K): 3000

Colour Rendering Index (CRI): >80

Chromaticity Tolerance (MacAdam step): <3

LED Module Forward Voltage Range (VF): 33,1

Power Supply Dimming: DALI 2

Central Battery Emergency Lighting System (VDC): 176-280

Maximum of Luminaires by Magnetic Circuit Breaker B16: <50

Inrush Current (A): 21

Pulse Duration (μs): 115

DIMENSIONS

L - Length (mm): 560

W - Width (mm): 47

H - Height (mm): 64

Net Weight (kg): 0.94

NOTES

- To complete the product it is necessary to order the inner profile separately;
- For suspended version it is necessary to order the suspension, the current supply cable and the ceiling rose. Please order separately.