






REBA 50 /E EXT Line | REBA 65 /E EXT Line**EN** INSTALLATION INSTRUCTIONS**FR** NOTICE DE MONTAGE**DE** MONTAGE-ANLEITUNG**PT** INSTRUÇÕES DE MONTAGEM**ES** INSTRUCCIONES DE MONTAJE**EN** FOR MOUNTING, PLEASE READ THE SUPPLEMENTARY MANUALS.**FR** POUR LE MONTAGE, LIRE LES MANUELS SUPPLÉMENTAIRES.**DE** LESEN SIE ZUR MONTAGE, DIE ZUSÄTZLICHE ANLEITUNGEN.**PT** PARA A MONTAGEM, POR FAVOR, CONSULTE OS MANUAIS COMPLEMENTARES.**ES** PARA MONTAR, LEA LOS MANUALES COMPLEMENTARIOS.**IIV630 | IIV662**

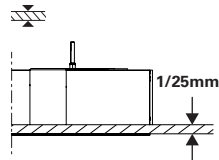
Order code / Code com. / Bestell-Nr. / Código / Código: 90506... | 90510...







EN Please read carefully the installation instructions given before installing the appliance, the general terms and conditions of use and environmental concern with recycling attached. | **FR** Lire attentivement les notices de montage avant l'installation de l'appareil, les conditions générales de ventes et les précautions écologiques liées au recyclage ci-jointes. | **DE** Bitte lesen Sie sorgfältig die Montage-Anleitung, die Sie vorder Montage des Geräts erhalten haben, Allgemeinen Geschäftsbedingungen und Umweltbewusstsein über Recycling angeschlossen. | **PT** Leia atentamente as instruções de montagem fornecidas antes de instalar o aparelho, as condições gerais de uso e preocupação ambiental com a reciclagem, em anexo. | **ES** Lea atentamente las instrucciones de montaje proporcionadas antes de instalar el aparato, las condiciones generales de uso y la preocupación medioambiental con el reciclaje, que se adjuntan.

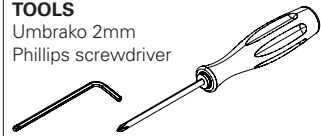
REBA 50 /E EXT Line | REBA 65 /E EXT Line

REBA 50 /E EXT Line							
START/END		MID		HORIZONTAL CORNER (HRZ)		VERTICAL CORNER (VRT)	
	(mm)				(mm)		
567x62x72	568x56	562x62x72	562x56	607x607x62	604x604x56	606x606x62	536x536x56
847x62x72	848x56	842x62x72	842x56				
1127x62x72	1128x56	1122x62x72	1122x56				
1407x62x72	1408x56	1402x62x72	1402x56				
1687x62x72	1688x56	1682x62x72	1682x56				
1969x62x72	1970x56	1964x62x72	1964x56				
2249x62x72	2250x56	2244x62x72	2244x56				
2529x62x72	2530x56	2524x62x72	2524x56				
2809x62x72	2810x56	2804x62x72	2804x56				




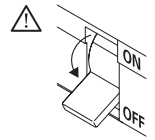
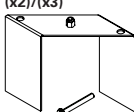
REBA 65 /E EXT Line							
START/END		MID		HORIZONTAL CORNER (HRZ)		VERTICAL CORNER (VRT)	
	(mm)				(mm)		
567x77x82	568x71	562x77x82	562x71	614x614x77	611x611x71	606x606x77	526x526x71
847x77x82	848x71	842x77x82	842x71				
1127x77x82	1128x71	1122x77x82	1122x71				
1407x77x82	1408x71	1402x77x82	1402x71				
1687x77x82	1688x71	1682x77x82	1682x71				
1969x77x82	1970x71	1964x77x82	1964x71				
2249x77x82	2250x71	2244x77x82	2244x71				
2529x77x82	2530x71	2524x77x82	2524x71				
2809x77x82	2810x71	2804x77x82	2804x71				

TOOLS
Umbrako 2mm
Phillips screwdriver



EN Accessories
FR Accessoires
DE Zubehör
PT Acessórios
ES Accesorios


(x2)/(x3)

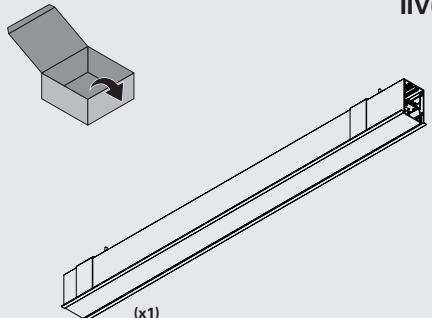


EN LUMINAIRE CAN NOT BE COVERED WITH THERMAL INSULATION.
FR LUMINAIRES NE POUVANT PAS ÊTRE RECOUVERTS DE MATÉRIEAUX ISOLANT THERMIQUE.
DE LEUCHTE DIE NICHT MIT THERMISCH ISOLIERENDEN MATERIAL BEDECKT SEIN KANN.
PT LUMINÁRIA QUE NÃO PODE SER COBERTA COM MATERIAL ISOLANTE TÉRMICO.
ES LA LUMINARIA NO PUEDE SER CUBIERTA CON MATERIAL AISLANTE TÉRMICO.

REBA 50 /E LINE | REBA 65 /E LINE

90506... | 90510...

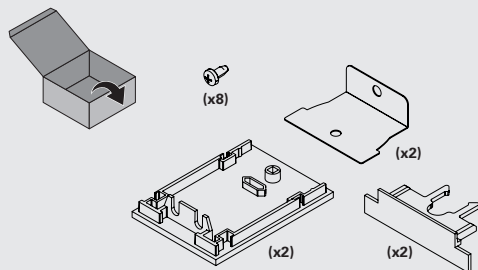
+ 
IIV662



(x1)

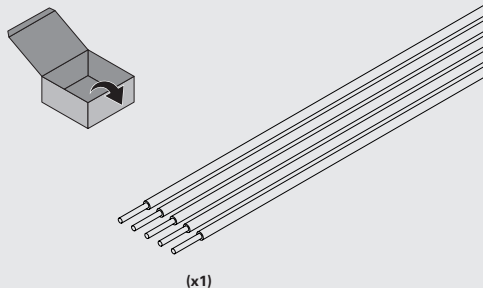
START KIT
KIT DÉBUT DE LIGNE
START KIT
START KIT
START KIT

923200 | 923600



THROUGH-WIRING
CÂBLAGE TRAVERSANT
DURCHGANGSVERDRÄHTUNG
CABLAGEM LINHA CONTÍNUA
CABLEADO PARA LÍNEA CONTINUA

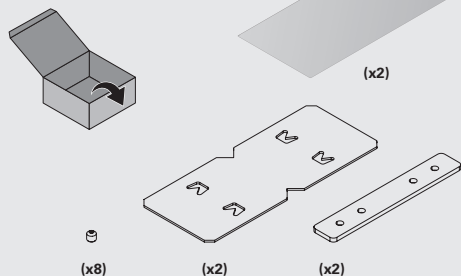
9456... | 9457... | 9480... | 9481... | 9482...



+ [Icon]
IIV630

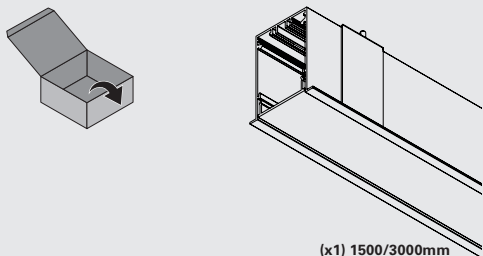
BODY CONNECTOR KIT
KIT UNION
VERBINDUNGS KIT
KIT DE UNIÃO
KIT DE UNIÓN

932100 | 932200



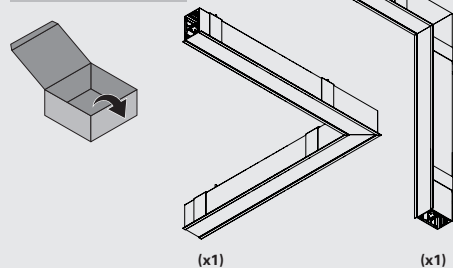
BLANK PARTS
MODULE VIDE
BLINDMODUL
MÓDULOS CEGOS
MÓDULOS CIEGOS

992920... | 992921...
 993020... | 993021...



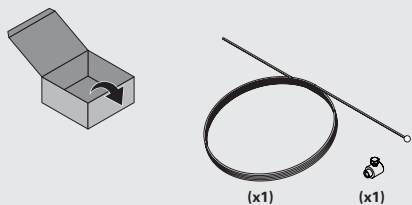
LIGHT CORNERS
ANGLES LUMINEUX
LICHTECKE
CANTOS ILUMINADOS
ÁNGULOS ILUMINADOS

90506H... | 90506V...
 90510H... | 90510V...



SAFETY CABLE
FILIN D'ACIER
SICHERHEITSKABEL
CABO DE SEGURANÇA
CABLE DE SEGURIDAD

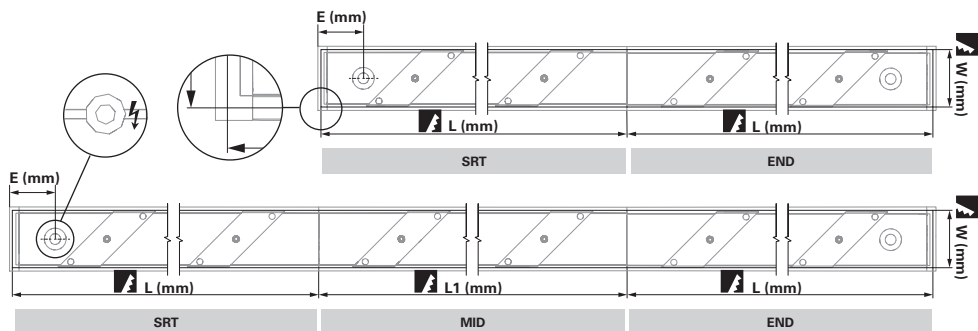
955000



LINE (TOP VIEW)

REBA 50 / E EXT Line					
Srt/End	L	Mid	L1	W	E
567x62x72	568	562x62x72	562	275	49
847x62x72	848	842x62x72	842		
1127x62x72	1128	1122x62x72	1122		
1407x62x72	1408	1402x62x72	1402		
1687x62x72	1688	1682x62x72	1682		
1969x62x72	1970	1964x62x72	1964		
2249x62x72	2250	2244x62x72	2244		
2529x62x72	2530	2524x62x72	2524		
2809x62x72	2810	2804x62x72	2804		

REBA 65 / E EXT Line					
Srt/End	L	Mid	L1	W	E
567x77x82	568	562x77x82	562	275	49
847x77x82	848	842x77x82	842		
1127x77x82	1128	1122x77x82	1122		
1407x77x82	1408	1402x77x82	1402		
1687x77x82	1688	1682x77x82	1682		
1969x77x82	1970	1964x77x82	1964		
2249x77x82	2250	2244x77x82	2244		
2529x77x82	2530	2524x77x82	2524		
2809x77x82	2810	2804x77x82	2804		



VERTICAL CORNER (VRT) (SIDE AND FRONT VIEW)

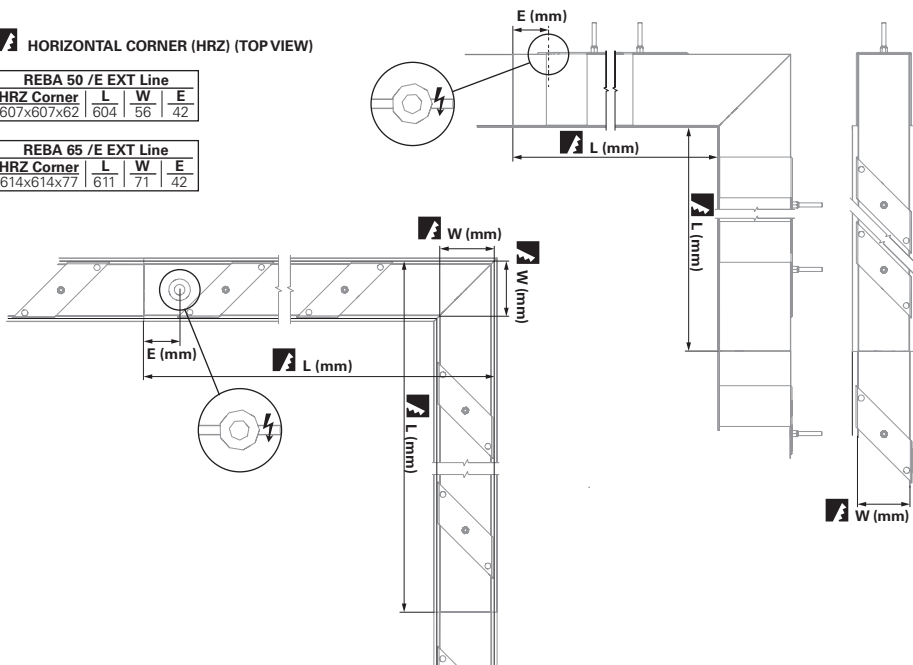
REBA 50 / E EXT Line			
VRT Corner	L	W	E
606x606x62	536	56	42

REBA 65 / E EXT Line			
VRT Corner	L	W	E
606x606x77	526	71	42

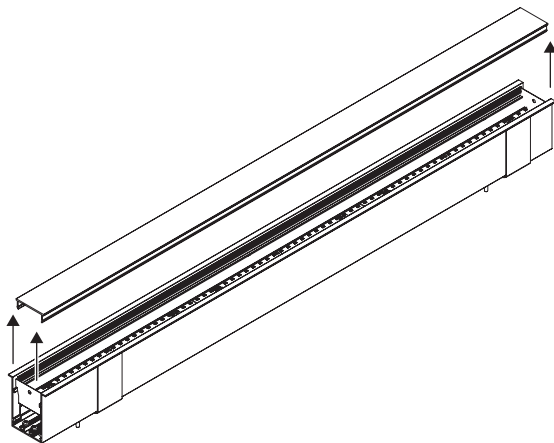
HORIZONTAL CORNER (HRZ) (TOP VIEW)

REBA 50 / E EXT Line			
HRZ Corner	L	W	E
607x607x62	604	56	42

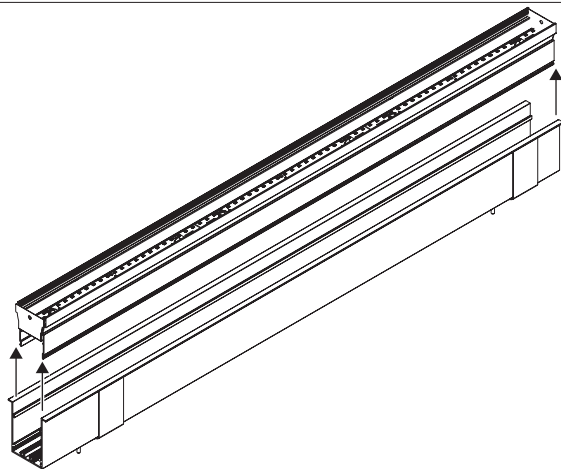
REBA 65 / E EXT Line			
HRZ Corner	L	W	E
614x614x77	611	71	42



1

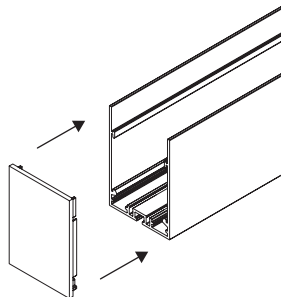


2

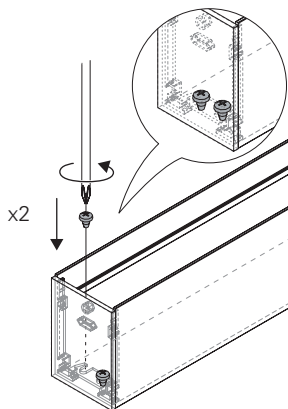


3

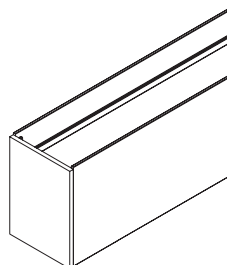
1.

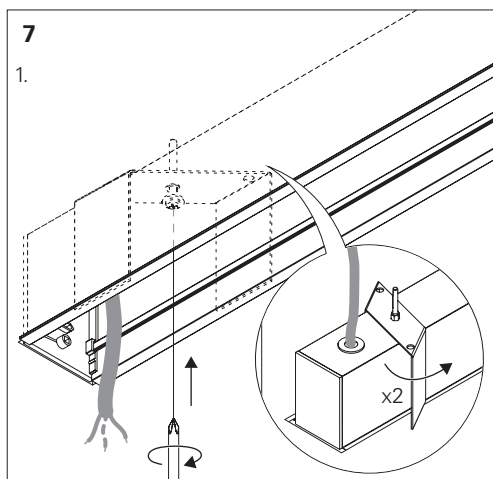
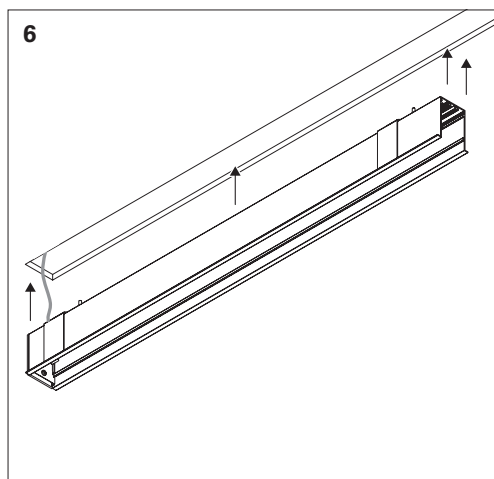
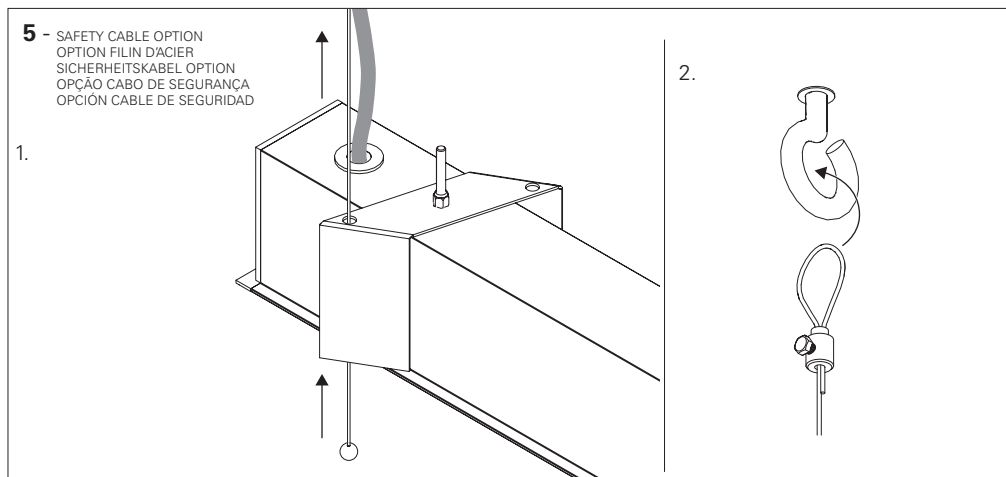
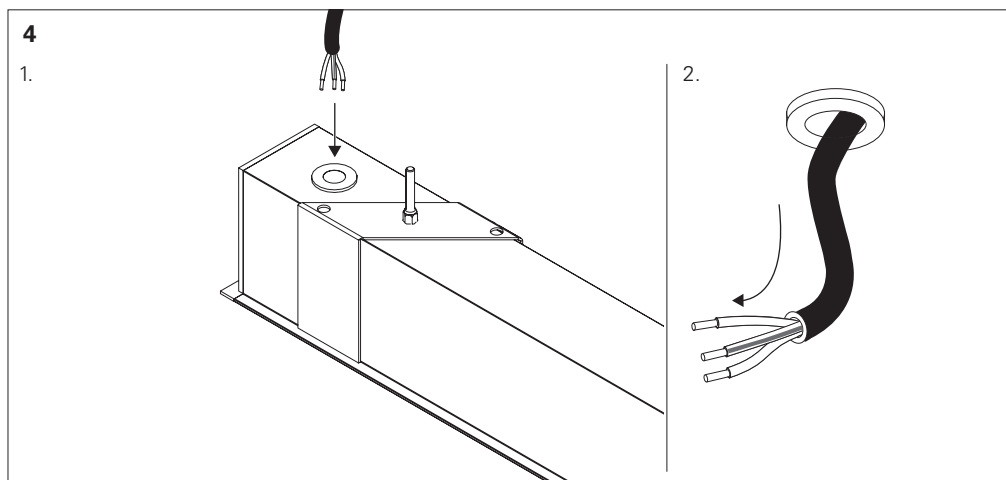


2.

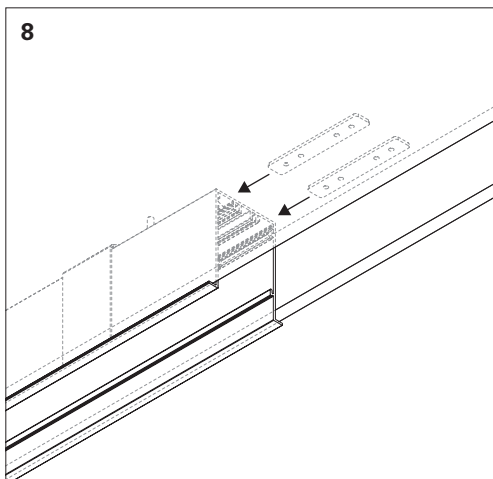


3.

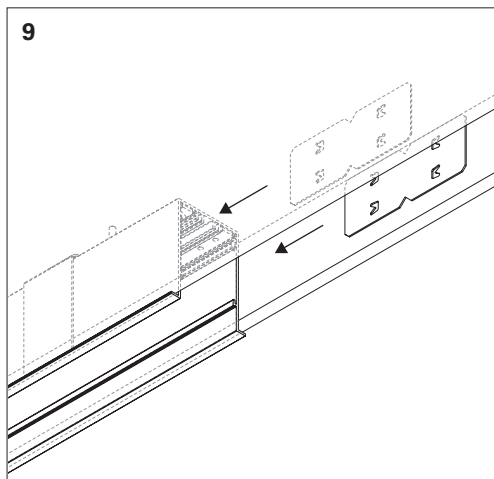




8

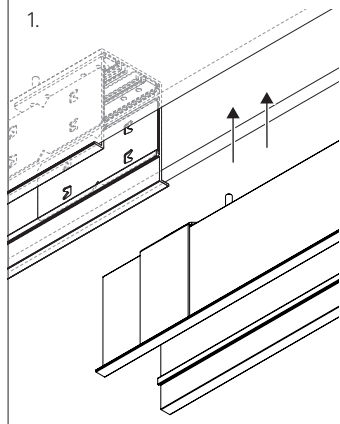


9

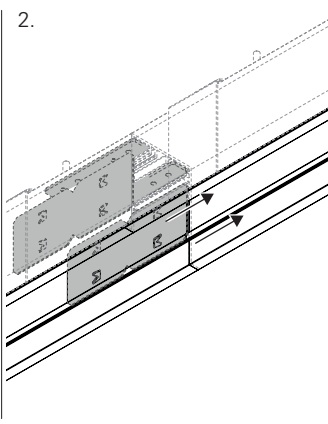


10

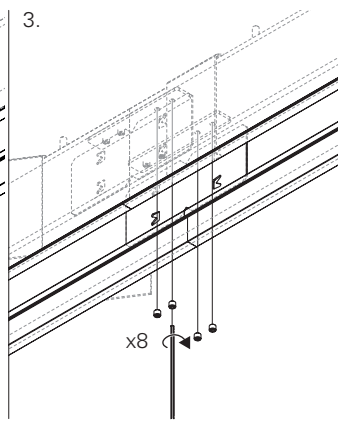
1.



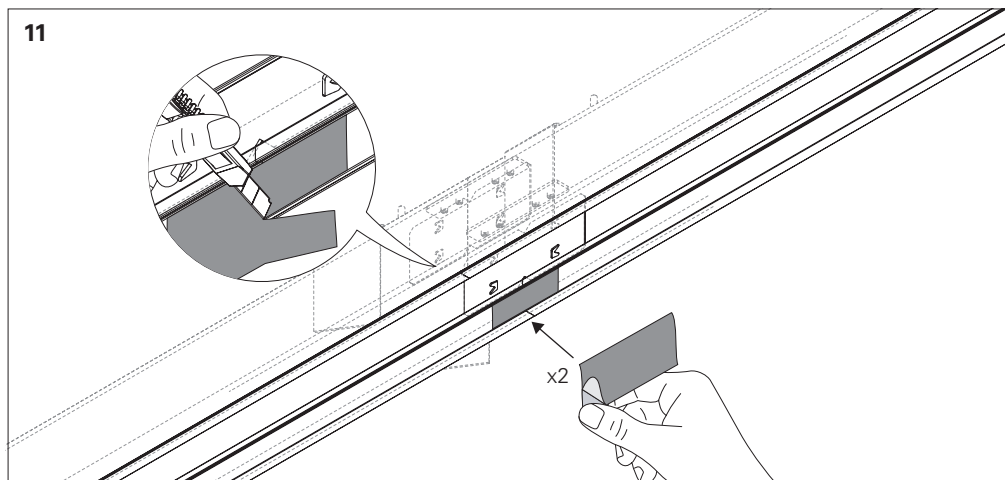
2.



3.

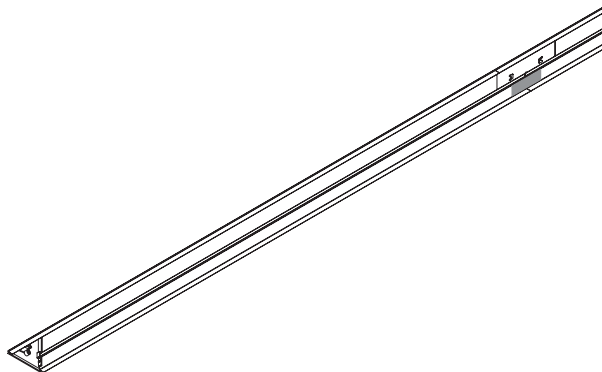


11



12

1.



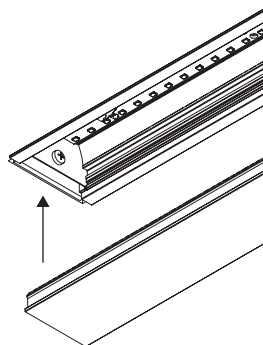
FOR LED MODULE PLEASE READ:
POUR PROFILÉ INTÉRIEUR LED LIRE:
FÜR INNEN LED PROFIL BITTE LESEN SIE:
PARA MÓDULO INTERIOR LED LER:
PARA PERFIL INTERIOR LED LEER:



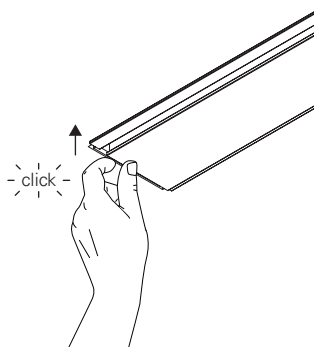
IIV662

13

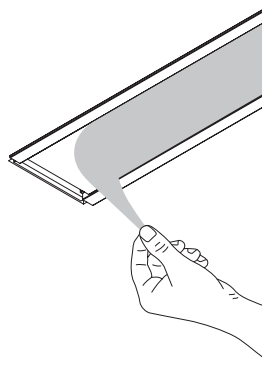
1.



2.

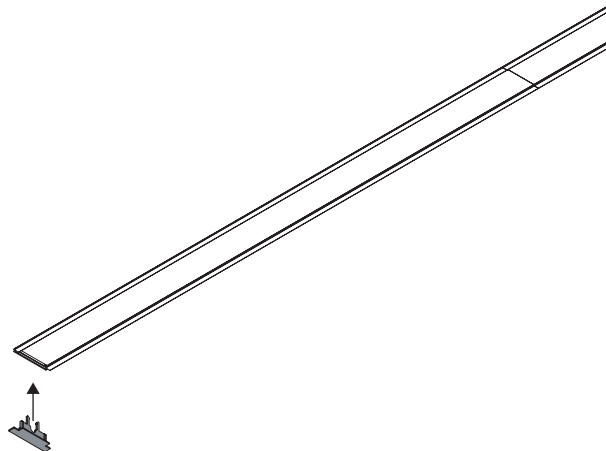


3.

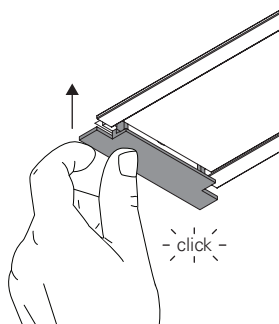


14

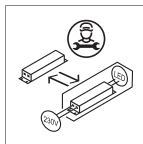
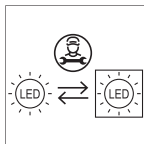
1.



2.



Info on (non-) replaceability



SEE THE SERVICES, TERMS AND CONDITIONS AT:
CONSULTEZ LES SERVICES, LES TERMES ET LES CONDITIONS À L'ADRESSE SUIVANTE
KONSULTIEREN SIE DIE DIENSTLEISTUNGEN UND BEDINGUNGEN UNTER:
CONSULTE OS SERVIÇOS, TERMOS E CONDIÇÕES EM:
CONSULTE LOS SERVICIOS, TÉRMINOS Y CONDICIONES EN:
WWW.INDELAGUEGROUP.COM

INDELAGUE - INDÚSTRIA ELÉCTRICA DE ÁGUEDA, S.A.
RUA DA MINA 465, COVÃO - ZONA INDUSTRIAL EN1 NORTE
3750-792 ÁGUEDA, PORTUGAL
T. +351 234 612 310