


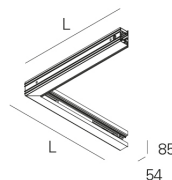
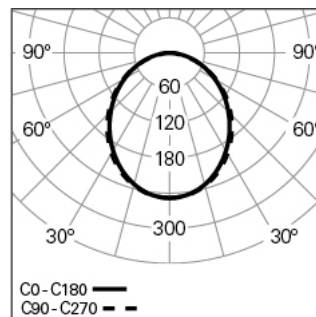
REBA 50 /W INT DIR HRZ L602W602 BLINE DALI 830 HO

90535H004HW0300

ALUMINIUM PROFILE SYSTEMS



Light distribution



L=602mm

PRODUCT DESCRIPTION

Application Areas: Offices, Hotels and residential, Public spaces, Retail, Education, Health and care

Mounting Type: Wall mounted

Control Gear Included: No

REBA 50 /W INT DIR HRZ L602W602 BLINE DALI 830 HO

CHARACTERISTICS

Luminaire Type: Straight line luminaire

Luminaire Module: Horizontal corner (HRZ)

Insulation Class: I

Ingress Protection (IP): 40

Ambient Temperature Range (°C):]-5, 25[

Warranty (Years): 5

Current Supply Cable Entry Point: Back

MATERIALS

Body Material: Extruded aluminium profile

Finishing: Epoxy polyester powder coated

Colour: White (W)

Glow-wire Resistance (°C): 960

OPTICAL SYSTEM

Optical System: bLINE - Opal diffuser

Light Distribution: Direct

TECHNICAL DATA

Light Source: LED

Input Power (W): 31

Input Driver Voltage: 220-240V-50/60Hz

Power Factor (λ): 0,95

Luminaire Luminous Flux (lm): 3211

Luminaire Efficacy (lm/W): 104

Unified Glare Rating (UGR): <28

LED Lifetime - Rated Median Useful Life: 80.000h @ L90, B10, Ta 25°C

CCT - Correlated Colour Temperature (K): 3000

Colour Rendering Index (CRI): >80

Chromaticity Tolerance (MacAdam step): <3

This Product Contains a Light Source of Energy Efficiency Class: C

LED Module Forward Voltage Range (VF): 32,2

Power Supply Dimming: DALI 2

Central Battery Emergency Lighting System (VDC): 176-280

Maximum of Luminaires by Magnetic Circuit Breaker B16: <34

Inrush Current (A): 18

Pulse Duration (μ s): 180

DIMENSIONS

L - Length (mm): 602

W - Width (mm): 54

H - Height (mm): 85

Net Weight (kg): 2.5

NOTES

- To complete the product it is necessary to order the inner profile separately.