
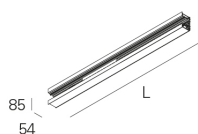
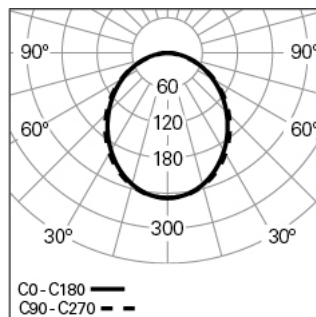


REBA 50 /W INT D/I L2242 BLINE DALI 840 HO

ALUMINIUM PROFILE SYSTEMS

90536L008HW0000**Light distribution**

L=2242mm

PRODUCT DESCRIPTION

Application Areas: Offices, Hotels and residential, Public spaces, Retail, Education, Health and care

Mounting Type: Wall mounted

Control Gear Included: No

REBA 50 /W INT D/I L2242 BLINE DALI 840 HO**CHARACTERISTICS**

Luminaire Type: Straight line luminaire

Luminaire Module: Individual, Middle (MID), Start / End (SRT/END)

Insulation Class: I

Ingress Protection (IP): 40

Ambient Temperature Range (°C):]-5, 25[

Warranty (Years): 5

Current Supply Cable Entry Point: Back

MATERIALS

Body Material: Extruded aluminium profile

Finishing: Epoxy polyester powder coated

Colour: White (W)

Glow-wire Resistance (°C): 960

OPTICAL SYSTEM

Optical System: bLINE - Opal diffuser

Light Distribution: Direct / Indirect

Beam Angle (°): 103

TECHNICAL DATA

Light Source: LED

Input Power (W): 124

Input Driver Voltage: 220-240V-50/60Hz

Power Factor (λ): 0,95

Luminaire Luminous Flux (lm): 13447

Luminaire Efficacy (lm/W): 108

Unified Glare Rating (UGR): <28

LED Lifetime - Rated Median Useful Life: 80.000h @ L90, B10, Ta 25°C

CCT - Correlated Colour Temperature (K): 4000

Photobiological safety according to IEC 62471: Risk group 0 - Exempt (RG0)

Colour Rendering Index (CRI): >80

Chromaticity Tolerance (MacAdam step): <3

This Product Contains a Light Source of Energy Efficiency Class: C

LED Module Forward Voltage Range (VF): 32,2

Power Supply Dimming: DALI 2

Central Battery Emergency Lighting System (VDC): 176-280

Maximum of Luminaires by Magnetic Circuit Breaker B16: <17

Inrush Current (A): 18

Pulse Duration (µs): 180

DIMENSIONS

L - Length (mm): 2242

W - Width (mm): 54

H - Height (mm): 85

Net Weight (kg): 5.57

NOTES

- To complete the product it is necessary to order the inner profile separately.