

**Luminaire**

Code 90542L020-49

Name CONCEPT LINEA 35 D/I L2810 BFLEX 830 SRT

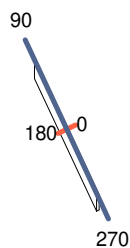
**Measurem.**

Code 31/7/2023

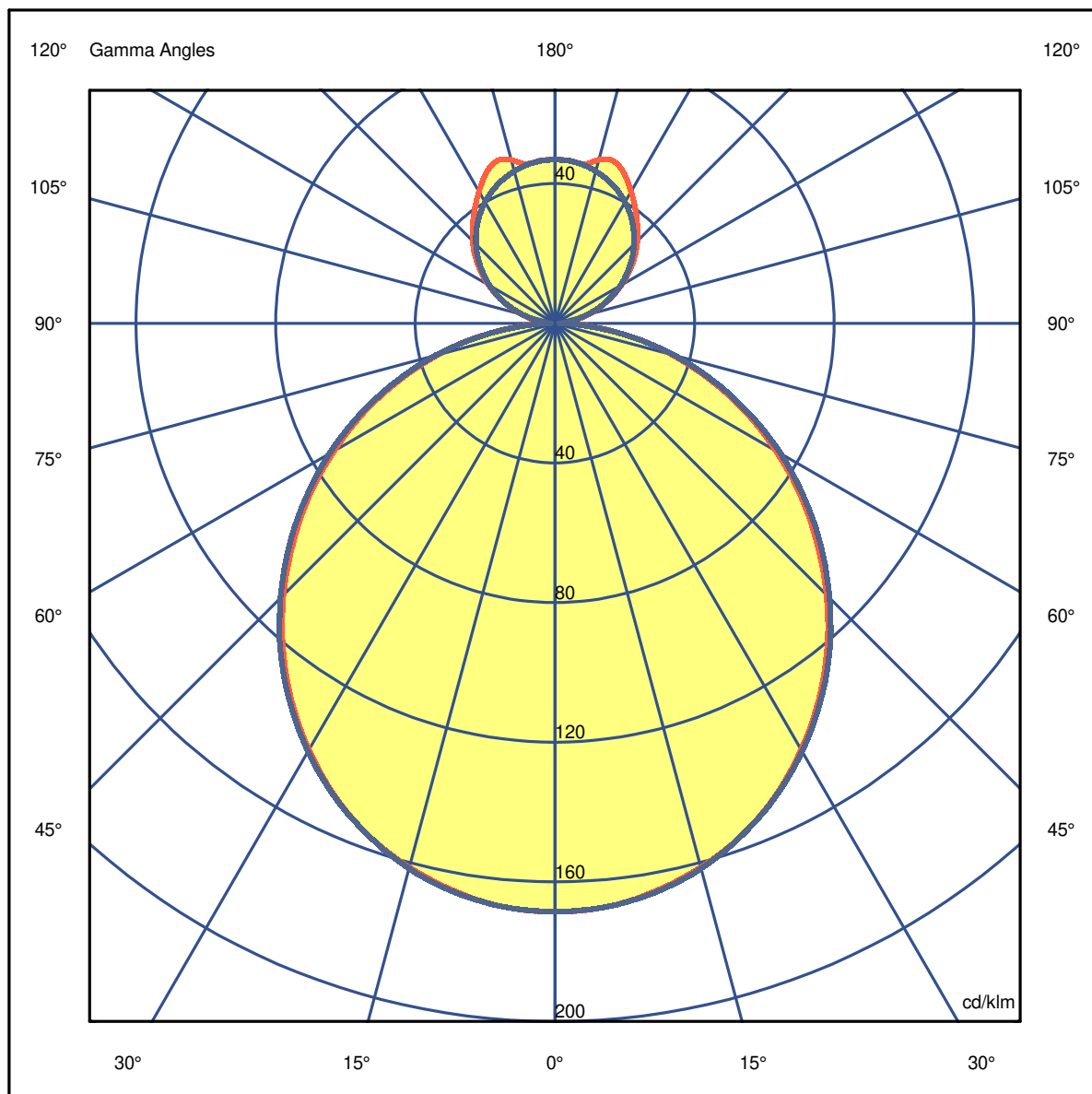
Name CONCEPT LINEA 35 D/I L2810 BFLEX 830 SRT

Luminaire Flux	10081 lm	Luminaire Power	109.5 W	Efficacy	92.033 lm/W	Efficiency	63.40%
Source Flux	15900 lm	Maximum value	168.60 cd/klm	Position	C=0.00 G=0.00	CG	Double Symmetrical

2810mm x 55mm



C Halfplanes



**Luminaire**

Code 90542L020-49  
Name CONCEPT LINEA 35 D/I L2810 BFLEX 830 SRT

**Measurem.**

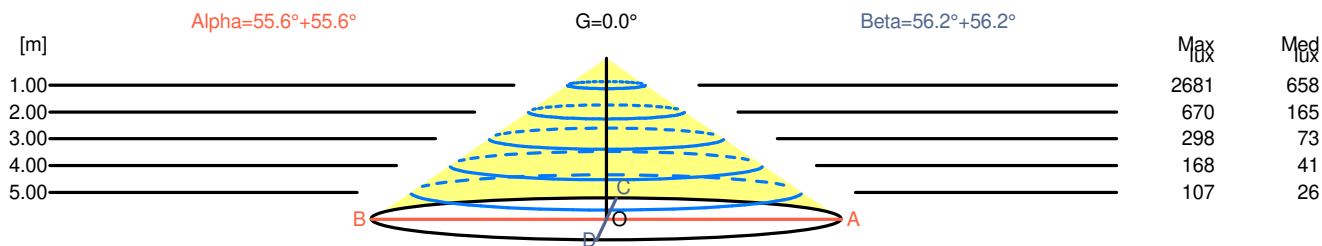
Code 31/7/2023  
Name CONCEPT LINEA 35 D/I L2810 BFLEX 830 SRT

Luminaire Flux	10081 lm	Luminaire Power	109.5 W	Efficacy	92.033 lm/W	Efficiency	63.40%
Source Flux	15900 lm	Maximum value	168.60 cd/klm	Position	C=0.00 G=0.00	CG	Double Symmetrical

Width at 50.00 % of Max Intensity

H[m]	1.00	2.00	3.00	4.00	5.00	H[m]	1.00	2.00	3.00	4.00	5.00
OA	1.46	2.92	4.38	5.84	7.30	OC	1.49	2.98	4.47	5.97	7.46
OB	1.46	2.92	4.38	5.84	7.30	OD	1.49	2.98	4.47	5.97	7.46

	0	5	15	25	35	45	55	65	75	85
OA	2680.74	2668.02	2564.67	2375.46	2094.03	1749.00	1364.22	960.36	553.32	166.95
OB	2680.74	2668.02	2564.67	2375.46	2094.03	1749.00	1364.22	960.36	553.32	166.95
OC	2680.74	2668.02	2571.03	2378.64	2106.75	1768.08	1386.48	979.44	562.86	154.23
OD	2680.74	2668.02	2571.03	2378.64	2106.75	1768.08	1386.48	979.44	562.86	154.23



H[m]	D[m]	Max lux	Med lux	Alpha=55.6°+55.6°	G=0.0	
1.00	2.92	2681	658			
2.00	5.84	670	165			
3.00	8.76	298	73			
4.00	11.68	168	41			
5.00	14.60	107	26			

H[m]	D[m]	Max lux	Med lux	Beta=56.2°+56.2°	G=0.0	
1.00	2.98	2681	658			
2.00	5.97	670	165			
3.00	8.95	298	73			
4.00	11.93	168	41			
5.00	14.92	107	26			

**Luminaire**

Code 90542L020-49  
Name CONCEPT LINEA 35 D/I L2810 BFLEX 830 SRT

**Measurem.**

Code 31/7/2023  
Name CONCEPT LINEA 35 D/I L2810 BFLEX 830 SRT

Luminaire Flux	10081 lm	Luminaire Power	109.5 W	Efficacy	92.033 lm/W	Efficiency	63.40%
Source Flux	15900 lm	Maximum value	168.60 cd/klm	Position	C=0.00 G=0.00	CG	Double Symmetrical

**UGR**  
S = 0.250

Reflectancies										
Ceiling/Cavity	0.7	0.7	0.5	0.5	0.3	0.7	0.7	0.5	0.5	0.3
Walls	0.5	0.3	0.5	0.3	0.3	0.5	0.3	0.5	0.3	0.3
Working Plane	0.2	0.2	0.2	0.2	0.2	0.2	0.2	0.2	0.2	0.2
Room Dimensions	Lateral View					Viewed Endwise				
x=2H y=2H	18.5	19.6	19.2	20.2	20.9	21.0	22.1	21.6	22.7	23.3
x=2H y=3H	19.6	20.5	20.2	21.1	21.8	22.6	23.6	23.2	24.2	24.9
x=2H y=4H	19.9	20.8	20.5	21.4	22.2	23.3	24.1	23.9	24.8	25.5
x=2H y=6H	20.1	20.9	20.8	21.6	22.3	23.7	24.6	24.4	25.2	26.0
x=2H y=8H	20.1	20.9	20.8	21.6	22.3	23.9	24.7	24.6	25.4	26.1
x=2H y=12H	20.1	20.9	20.8	21.5	22.3	24.0	24.8	24.7	25.4	26.2
x=4H y=2H	19.2	20.0	19.8	20.7	21.4	21.2	22.1	21.8	22.7	23.5
x=4H y=3H	20.3	21.0	21.0	21.7	22.5	22.9	23.6	23.6	24.3	25.1
x=4H y=4H	20.7	21.4	21.4	22.1	22.9	23.6	24.3	24.3	24.9	25.8
x=4H y=6H	21.0	21.6	21.7	22.3	23.1	24.2	24.7	24.9	25.5	26.3
x=4H y=8H	21.1	21.6	21.8	22.3	23.2	24.4	24.9	25.1	25.6	26.5
x=4H y=12H	21.1	21.5	21.8	22.3	23.2	24.5	25.0	25.2	25.7	26.6
x=8H y=4H	20.9	21.5	21.7	22.2	23.1	23.6	24.1	24.3	24.9	25.7
x=8H y=6H	21.3	21.7	22.1	22.5	23.4	24.2	24.7	25.0	25.4	26.3
x=8H y=8H	21.4	21.8	22.2	22.5	23.5	24.5	24.8	25.2	25.6	26.5
x=8H y=12H	21.4	21.8	22.2	22.6	23.5	24.6	24.9	25.4	25.7	26.7
x=12H y=4H	20.9	21.4	21.7	22.2	23.0	23.5	24.0	24.3	24.8	25.7
x=12H y=6H	21.3	21.7	22.1	22.5	23.4	24.2	24.6	25.0	25.3	26.3
x=12H y=8H	21.4	21.8	22.2	22.6	23.5	24.4	24.8	25.2	25.6	26.5

**Luminaire**

Code 90542L020-49

Name CONCEPT LINEA 35 D/I L2810 BFLEX 830 SRT

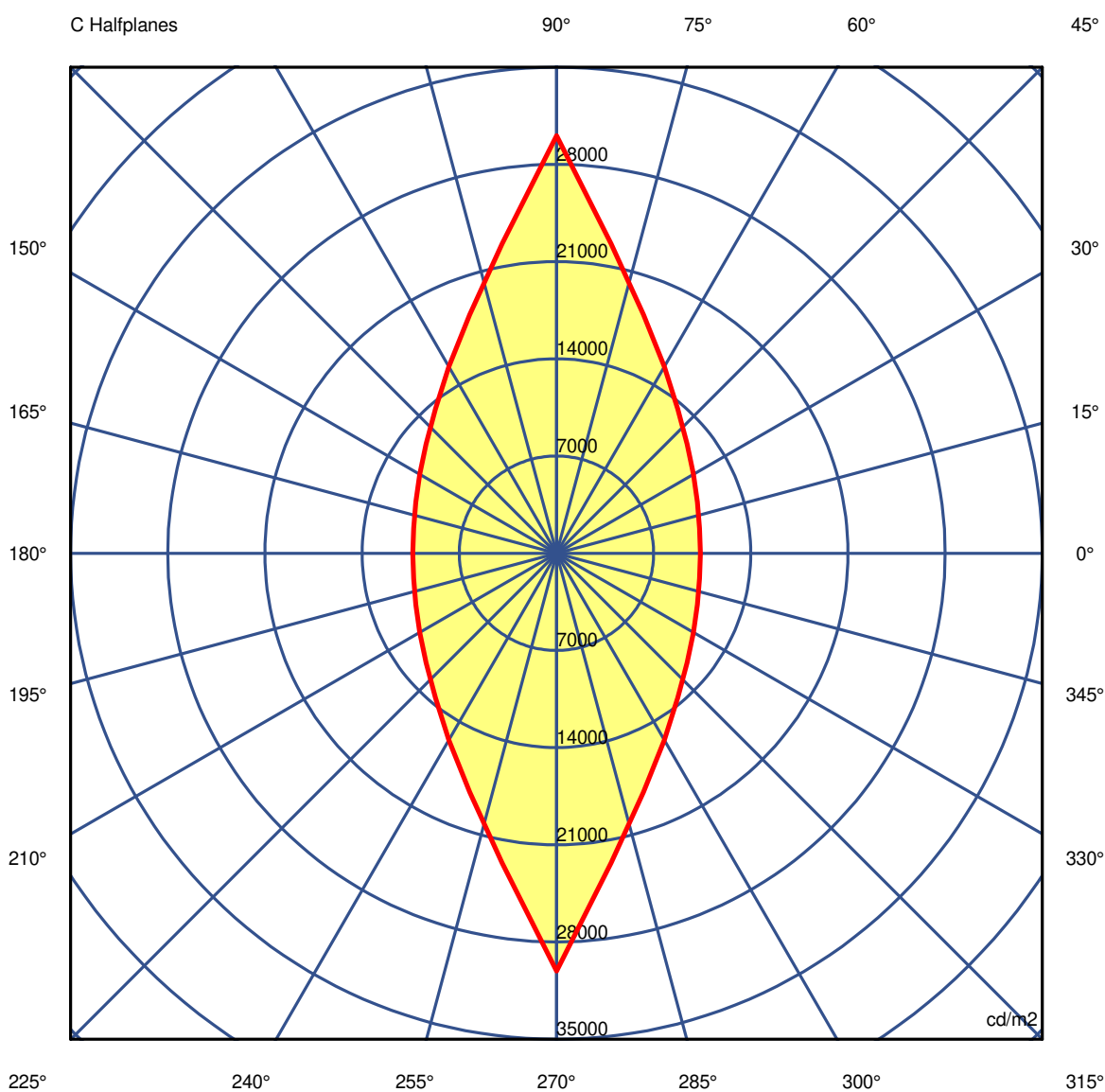
**Measurem.**

Code 31/7/2023

Name CONCEPT LINEA 35 D/I L2810 BFLEX 830 SRT

Luminaire Flux	10081 lm	Luminaire Power	109.5 W	Efficacy	92.033 lm/W	Efficiency	63.40%
Source Flux	15900 lm	Maximum value	168.60 cd/klm	Position	C=0.00 G=0.00	CG	Double Symmetrical

Luminance



45.0°

**Luminaire**

Code 90542L020-49

Name CONCEPT LINEA 35 D/I L2810 BFLEX 830 SRT

**Measurem.**

Code 31/7/2023

Name CONCEPT LINEA 35 D/I L2810 BFLEX 830 SRT

Luminaire Flux	10081 lm		Luminaire Power		109.5 W		Efficacy		92.033 lm/W		Efficiency		63.40%	
Source Flux	15900 lm		Maximum value		168.60 cd/klm		Position		C=0.00 G=0.00		CG		Double Symmetrical	
Luminance cd/m2														
Table 1/3														
	C 0.00	C 10.00	C 20.00	C 30.00	C 40.00	C 50.00	C 60.00	C 70.00	C 80.00	C 90.00	C 100.00	C 110.00	C 120.00	
G 0.0	32897	32897	32897	32897	32897	32897	32897	32897	32897	32897	32897	32897	32897	
G 5.0	28116	28188	28355	28632	29062	29615	30263	31007	31859	32808	31859	31007	30263	
G 10.0	24417	24511	24789	25258	25929	26817	27930	29252	30827	32675	30827	29252	27930	
G 15.0	21472	21571	21901	22473	23291	24401	25839	27605	29795	32490	29795	27605	25839	
G 20.0	19046	19152	19496	20090	20988	22232	23873	25988	28708	32200	28708	25988	23873	
G 25.0	16924	17039	17410	18048	18978	20271	22041	24444	27633	31910	27633	24444	22041	
G 30.0	15021	15132	15508	16172	17151	18491	20325	22890	26467	31540	26467	22890	20325	
G 35.0	13337	13446	13805	14447	15422	16796	18695	21363	25245	31126	25245	21363	18695	
G 40.0	11791	11893	12241	12864	13804	15174	17114	19848	23979	30663	23979	19848	17114	
G 45.0	10356	10454	10783	11378	12265	13589	15517	18295	22646	30084	22646	18295	15517	
G 50.0	9011	9105	9415	9970	10820	12079	13924	16688	21201	29502	21201	16688	13924	
G 55.0	7767	7850	8128	8638	9409	10573	12341	15090	19722	28842	19722	15090	12341	
G 60.0	6566	6644	6897	7348	8045	9110	10759	13404	18070	28140	18070	13404	10759	
G 65.0	5424	5495	5711	6102	6722	7683	9181	11624	16185	27274	16185	11624	9181	
G 70.0	4288	4357	4538	4861	5389	6202	7493	9726	14098	26178	14098	9726	7493	
G 75.0	3197	3246	3394	3656	4060	4697	5750	7632	11585	24840	11585	7632	5750	
G 80.0	2106	2144	2250	2430	2708	3160	3931	5327	8472	22412	8472	5327	3931	
G 85.0	1019	1042	1113	1217	1320	1531	1958	2721	4549	17687	4549	2721	1958	
G 90.0	374	412	468	499	443	461	576	672	968	14686	968	672	576	

**Luminaire**

Code 90542L020-49

Name CONCEPT LINEA 35 D/I L2810 BFLEX 830 SRT

**Measurem.**

Code 31/7/2023

Name CONCEPT LINEA 35 D/I L2810 BFLEX 830 SRT

Luminaire Flux		10081 lm		Luminaire Power		109.5 W		Efficacy		92.033 lm/W		Efficiency		63.40%											
Source Flux		15900 lm		Maximum value		168.60 cd/klm		Position		C=0.00 G=0.00		CG		Double Symmetrical											
Luminance cd/m2														Table 2/3											
C 130.00		C 140.00		C 150.00		C 160.00		C 170.00		C 180.00		C 190.00		C 200.00		C 210.00		C 220.00		C 230.00		C 240.00		C 250.00	
G 0.0	32897	32897	32897	32897	32897	32897	32897	32897	32897	32897	32897	32897	32897	32897	32897	32897	32897	32897	32897	32897	32897	32897	32897	32897	32897
G 5.0	29615	29062	28632	28355	28188	28116	28188	28355	28632	29062	29615	30263	31007												
G 10.0	26817	25929	25258	24789	24511	24417	24511	24789	25258	25929	26817	27930	29252												
G 15.0	24401	23291	22473	21901	21571	21472	21571	21901	22473	23291	24401	25839	27605												
G 20.0	22232	20988	20090	19496	19152	19046	19152	19496	20090	20988	22232	23873	25988												
G 25.0	20271	18978	18048	17410	17039	16924	17039	17410	18048	18978	20271	22041	24444												
G 30.0	18491	17151	16172	15508	15132	15021	15132	15508	16172	17151	18491	20325	22890												
G 35.0	16796	15422	14447	13805	13446	13337	13446	13805	14447	15422	16796	18695	21363												
G 40.0	15174	13804	12864	12241	11893	11791	11893	12241	12864	13804	15174	17114	19848												
G 45.0	13589	12265	11378	10783	10454	10356	10454	10783	11378	12265	13589	15517	18295												
G 50.0	12079	10820	9970	9415	9105	9011	9105	9415	9970	10820	12079	13924	16688												
G 55.0	10573	9409	8638	8128	7850	7767	7850	8128	8638	9409	10573	12341	15090												
G 60.0	9110	8045	7348	6897	6644	6566	6644	6897	7348	8045	9110	10759	13404												
G 65.0	7683	6722	6102	5711	5495	5424	5495	5711	6102	6722	7683	9181	11624												
G 70.0	6202	5389	4861	4538	4357	4288	4357	4538	4861	5389	6202	7493	9726												
G 75.0	4697	4060	3656	3394	3246	3197	3246	3394	3656	4060	4697	5750	7632												
G 80.0	3160	2708	2430	2250	2144	2106	2144	2250	2430	2708	3160	3931	5327												
G 85.0	1531	1320	1217	1113	1042	1019	1042	1113	1217	1320	1531	1958	2721												
G 90.0	461	443	499	468	412	374	412	468	499	443	461	576	672												

**Luminaire**

Code 90542L020-49

Name CONCEPT LINEA 35 D/I L2810 BFLEX 830 SRT

**Measurem.**

Code 31/7/2023

Name CONCEPT LINEA 35 D/I L2810 BFLEX 830 SRT

Luminaire Flux	10081 lm	Luminaire Power	109.5 W	Efficacy	92.033 lm/W	Efficiency	63.40%
Source Flux	15900 lm	Maximum value	168.60 cd/klm	Position	C=0.00 G=0.00	CG	Double Symmetrical

**Luminance cd/m2 Table 3/3**

	C 260.00	C 270.00	C 280.00	C 290.00	C 300.00	C 310.00	C 320.00	C 330.00	C 340.00	C 350.00
G 0.0	32897	32897	32897	32897	32897	32897	32897	32897	32897	32897
G 5.0	31859	32808	31859	31007	30263	29615	29062	28632	28355	28188
G 10.0	30827	32675	30827	29252	27930	26817	25929	25258	24789	24511
G 15.0	29795	32490	29795	27605	25839	24401	23291	22473	21901	21571
G 20.0	28708	32200	28708	25988	23873	22232	20988	20090	19496	19152
G 25.0	27633	31910	27633	24444	22041	20271	18978	18048	17410	17039
G 30.0	26467	31540	26467	22890	20325	18491	17151	16172	15508	15132
G 35.0	25245	31126	25245	21363	18695	16796	15422	14447	13805	13446
G 40.0	23979	30663	23979	19848	17114	15174	13804	12864	12241	11893
G 45.0	22646	30084	22646	18295	15517	13589	12265	11378	10783	10454
G 50.0	21201	29502	21201	16688	13924	12079	10820	9970	9415	9105
G 55.0	19722	28842	19722	15090	12341	10573	9409	8638	8128	7850
G 60.0	18070	28140	18070	13404	10759	9110	8045	7348	6897	6644
G 65.0	16185	27274	16185	11624	9181	7683	6722	6102	5711	5495
G 70.0	14098	26178	14098	9726	7493	6202	5389	4861	4538	4357
G 75.0	11585	24840	11585	7632	5750	4697	4060	3656	3394	3246
G 80.0	8472	22412	8472	5327	3931	3160	2708	2430	2250	2144
G 85.0	4549	17687	4549	2721	1958	1531	1320	1217	1113	1042
G 90.0	968	14686	968	672	576	461	443	499	468	412