
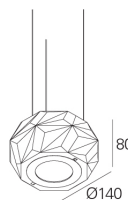
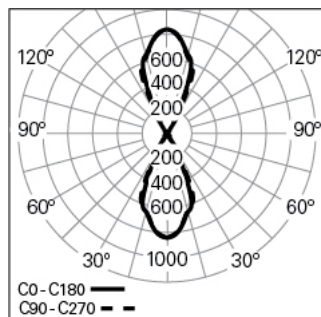


**6TH ELEMENT + D/I D140 940 B 80°/80°**

ARCHITECTURAL LIGHTING

**90568L0160B0A80****Light distribution****PRODUCT DESCRIPTION**

**Application Areas:** Offices, Hotels and residential, Public spaces, Retail, Education, Health and care

**Mounting Type:** Suspended

**Control Gear Included:** No

**6TH ELEMENT + D/I D140 940 B 80°/80°****CHARACTERISTICS**

**Luminaire Type:** Round downlight

**Luminaire Module:** Individual

**Insulation Class:** III

**Ingress Protection (IP):** 40

**Ambient Temperature Range (°C):** ]-5, 25[

**Warranty (Years):** 5

**Current Supply Cable Entry Point:** Back

**MATERIALS**

**Body Material:** Die-cast aluminium

**Finishing:** Epoxy polyester powder coated

**Colour:** Black (B)

**Glow-wire Resistance (°C):** 650

**OPTICAL SYSTEM**

**Optical System:** Lens

**Light Distribution:** Direct / Indirect

**Beam Angle (°):** 78/78

**TECHNICAL DATA**

**Light Source:** LED

**Input Power (W):** 17

**Power Factor (λ):** 1

**Luminaire Luminous Flux (lm):** 2158

**Luminaire Efficacy (lm/W):** 127

**Unified Glare Rating (UGR):** <22

**LED Lifetime - Rated Median Useful Life:** 50.000h @ L80, B10, Ta 25°C

**CCT - Correlated Colour Temperature (K):** 4000

**Colour Rendering Index (CRI):** >90

**Chromaticity Tolerance (MacAdam step):** <3

**This Product Contains a Light Source of Energy Efficiency Class:** D

**LED Module Forward Voltage Range (VF):** 34,4

**Input luminaire current (mA):** 500

**DIMENSIONS**

**H - Height (mm):** 80

**D - Diameter (mm):** 140

**NOTES**

- To complete the product order current supply cable/suspension and ceiling rose. Please order separately.