
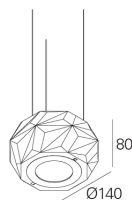
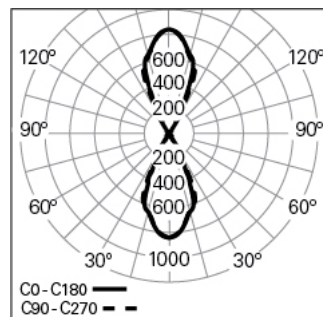


6TH ELEMENT + D/I D140 940 B 80°/80°

ARCHITECTURAL LIGHTING

90568L0160B0A80**Light distribution****PRODUCT DESCRIPTION**

Application Areas: Offices, Hotels and residential, Public spaces, Retail, Education, Health and care

Mounting Type: Suspended

Control Gear Included: No

6TH ELEMENT + D/I D140 940 B 80°/80°**CHARACTERISTICS**

Luminaire Type: Round downlight

Luminaire Module: Individual

Insulation Class: III

Ingress Protection (IP): 40

Ambient Temperature Range (°C):]-5, 25[

Warranty (Years): 5

Current Supply Cable Entry Point: Back

Power Factor (λ): 1

Luminaire Luminous Flux (lm): 2158

Luminaire Efficacy (lm/W): 127

Unified Glare Rating (UGR): <22

LED Lifetime - Rated Median Useful Life: 50.000h @ L80, B10, Ta 25°C

CCT - Correlated Colour Temperature (K): 4000

Colour Rendering Index (CRI): >90

Chromaticity Tolerance (MacAdam step): <3

This Product Contains a Light Source of Energy Efficiency Class: D

LED Module Forward Voltage Range (VF): 34,4

Input luminaire current (mA): 500

DIMENSIONS

H - Height (mm): 80

D - Diameter (mm): 140

MATERIALS

Body Material: Die-cast aluminium

Finishing: Epoxy polyester powder coated

Colour: Black (B)

Glow-wire Resistance (°C): 650

OPTICAL SYSTEM

Optical System: Lens

Light Distribution: Direct / Indirect

Beam Angle (°): 78/78

TECHNICAL DATA

Light Source: LED

Input Power (W): 17

NOTES

- To complete the product order current supply cable/suspension and ceiling rose. Please order separately.