

Luminaire

Code 90581L600

Name ROFY 85 IP /C D0600 LIGHT+ K3 830 HO

Measurem.

Code 4/8/2023

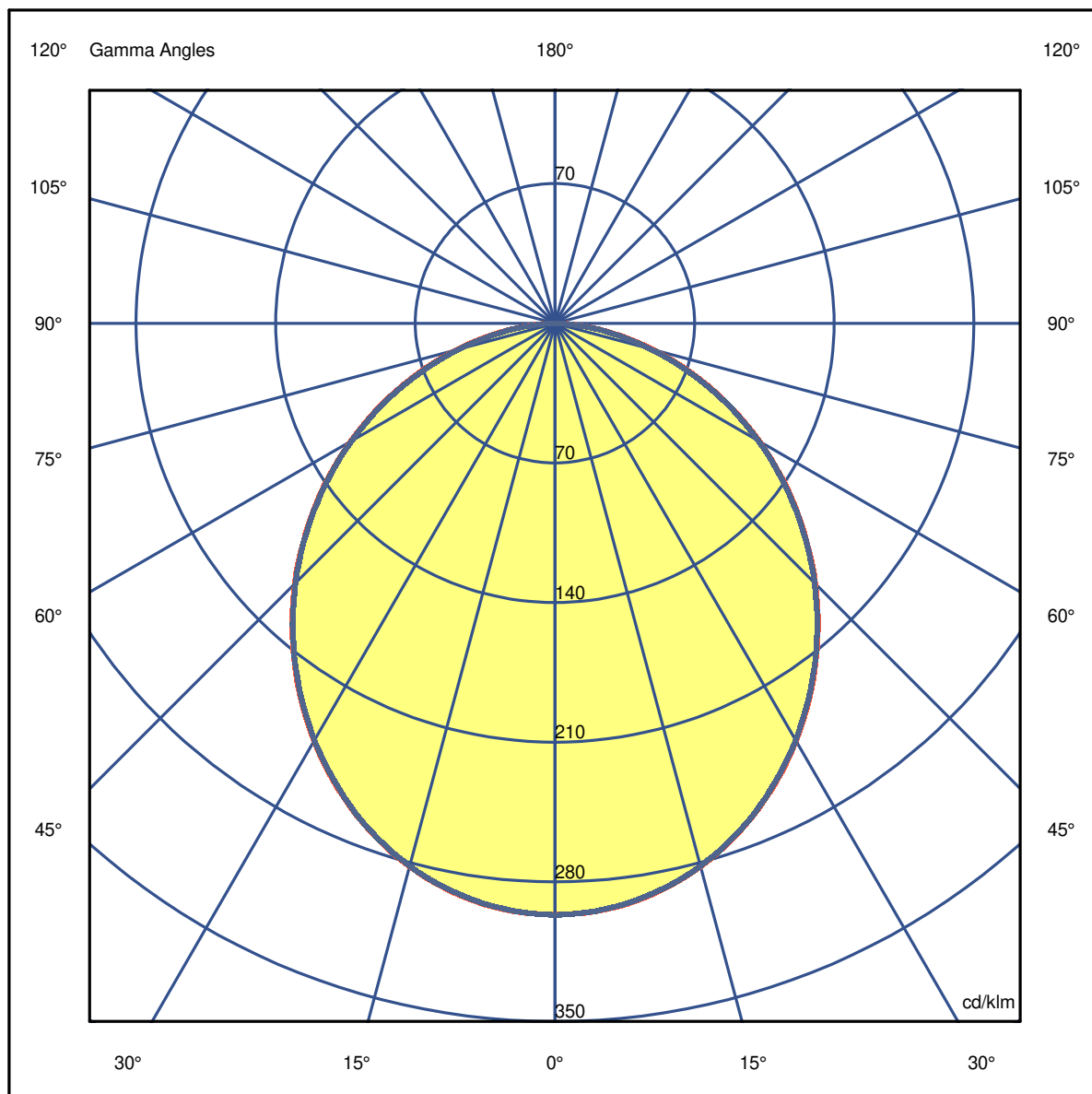
Name ROFY 85 IP /C D0600 LIGHT+ K3 830 HO

Luminaire Flux	6273 lm	Luminaire Power	43.5 W	Efficacy	144.280 lm/W	Efficiency	79.49%
Source Flux	7892 lm	Maximum value	296.50 cd/klm	Position	C=0.00 G=0.00	CG	Double Symmetrical

Diam=600mm

C Halfplanes

180.0 ——— 0.0
270.0 ——— 90.0



Luminaire

Code 90581L600
Name ROFY 85 IP /C D0600 LIGHT+ K3 830 HO

Measurem.

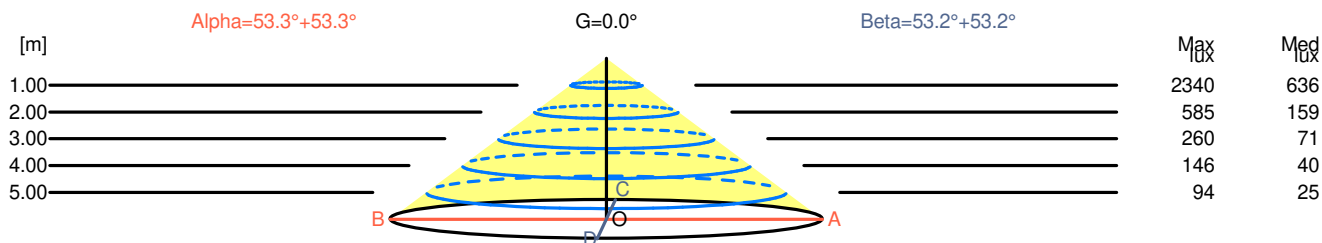
Code 4/8/2023
Name ROFY 85 IP /C D0600 LIGHT+ K3 830 HO

Luminaire Flux	6273 lm	Luminaire Power	43.5 W	Efficacy	144.280 lm/W	Efficiency	79.49%
Source Flux	7892 lm	Maximum value	296.50 cd/klm	Position	C=0.00 G=0.00	CG	Double Symmetrical

Width at 50.00 % of Max Intensity

H[m]	1.00	2.00	3.00	4.00	5.00	H[m]	1.00	2.00	3.00	4.00	5.00
OA	1.34	2.69	4.03	5.38	6.72	OC	1.34	2.67	4.01	5.35	6.68
OB	1.34	2.69	4.03	5.38	6.72	OD	1.34	2.67	4.01	5.35	6.68

	0	5	15	25	35	45	55	65	75	85
OA	2339.98	2326.56	2223.97	2032.19	1767.81	1456.07	1111.98	752.90	400.12	98.65
OB	2339.98	2326.56	2223.97	2032.19	1767.81	1456.07	1111.98	752.90	400.12	98.65
OC	2339.98	2324.19	2222.39	2026.67	1764.65	1452.13	1106.46	746.58	390.65	90.76
OD	2339.98	2324.19	2222.39	2026.67	1764.65	1452.13	1106.46	746.58	390.65	90.76



H[m]	D[m]	Max lux	Med lux	Alpha=53.3°+53.3°	G=0.0
1.00	2.69	2340	636		
2.00	5.38	585	159		
3.00	8.06	260	71		
4.00	10.75	146	40		
5.00	13.44	94	25		

H[m]	D[m]	Max lux	Med lux	Beta=53.2°+53.2°	G=0.0
1.00	2.67	2340	636		
2.00	5.35	585	159		
3.00	8.02	260	71		
4.00	10.69	146	40		
5.00	13.37	94	25		

Luminaire

Code 90581L600
Name ROFY 85 IP /C D0600 LIGHT+ K3 830 HO

Measurem.

Code 4/8/2023
Name ROFY 85 IP /C D0600 LIGHT+ K3 830 HO

Luminaire Flux	6273 lm	Luminaire Power	43.5 W	Efficacy	144.280 lm/W	Efficiency	79.49%
Source Flux	7892 lm	Maximum value	296.50 cd/klm	Position	C=0.00 G=0.00	CG	Double Symmetrical

UGR
S = 0.250

Reflectancies										
Ceiling/Cavity	0.7	0.7	0.5	0.5	0.3	0.7	0.7	0.5	0.5	0.3
Walls	0.5	0.3	0.5	0.3	0.3	0.5	0.3	0.5	0.3	0.3
Working Plane	0.2	0.2	0.2	0.2	0.2	0.2	0.2	0.2	0.2	0.2
Room Dimensions	Lateral View					Viewed Endwise				
x=2H y=2H	18.7	20.0	19.0	20.2	20.4	18.7	20.0	18.9	20.2	20.4
x=2H y=3H	20.0	21.2	20.3	21.5	21.7	20.0	21.2	20.3	21.4	21.7
x=2H y=4H	20.5	21.6	20.8	21.9	22.2	20.4	21.5	20.8	21.8	22.1
x=2H y=6H	20.8	21.8	21.2	22.1	22.5	20.7	21.8	21.1	22.1	22.4
x=2H y=8H	20.9	21.9	21.2	22.2	22.5	20.8	21.8	21.1	22.1	22.4
x=2H y=12H	20.9	21.9	21.3	22.2	22.5	20.8	21.8	21.2	22.1	22.4
x=4H y=2H	19.3	20.4	19.6	20.7	21.0	19.3	20.4	19.6	20.6	20.9
x=4H y=3H	20.8	21.7	21.2	22.1	22.4	20.8	21.7	21.1	22.0	22.4
x=4H y=4H	21.4	22.2	21.8	22.6	22.9	21.3	22.2	21.7	22.5	22.9
x=4H y=6H	21.8	22.5	22.2	22.9	23.3	21.7	22.5	22.1	22.8	23.2
x=4H y=8H	21.9	22.6	22.3	23.0	23.4	21.8	22.5	22.3	22.9	23.3
x=4H y=12H	22.0	22.6	22.4	23.0	23.4	21.9	22.5	22.3	22.9	23.3
x=8H y=4H	21.6	22.3	22.0	22.7	23.1	21.6	22.2	22.0	22.6	23.0
x=8H y=6H	22.1	22.7	22.6	23.1	23.6	22.0	22.6	22.5	23.0	23.5
x=8H y=8H	22.3	22.8	22.8	23.2	23.7	22.2	22.7	22.7	23.1	23.6
x=8H y=12H	22.4	22.8	22.9	23.3	23.8	22.3	22.7	22.8	23.2	23.7
x=12H y=4H	21.6	22.2	22.1	22.6	23.1	21.6	22.2	22.0	22.6	23.0
x=12H y=6H	22.2	22.6	22.6	23.1	23.6	22.1	22.6	22.6	23.0	23.5
x=12H y=8H	22.3	22.8	22.8	23.2	23.7	22.2	22.7	22.7	23.1	23.6

Luminaire

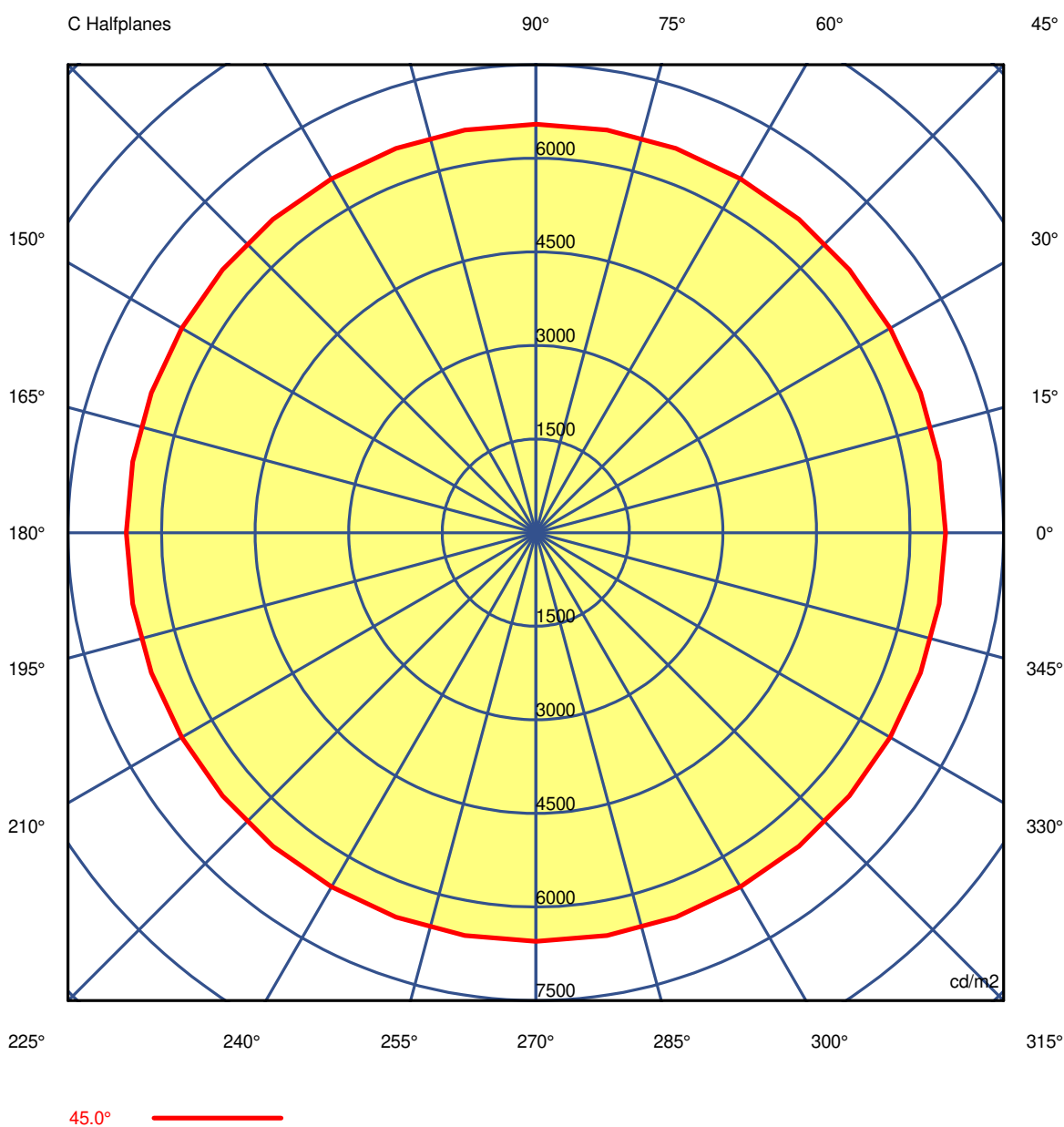
Code 90581L600
Name ROFY 85 IP /C D0600 LIGHT+ K3 830 HO

Measurem.

Code 4/8/2023
Name ROFY 85 IP /C D0600 LIGHT+ K3 830 HO

Luminaire Flux	6273 lm	Luminaire Power	43.5 W	Efficacy	144.280 lm/W	Efficiency	79.49%
Source Flux	7892 lm	Maximum value	296.50 cd/klm	Position	C=0.00 G=0.00	CG Double Symmetrical	

Luminance



Luminaire

Code 90581L600

Name ROFY 85 IP /C D0600 LIGHT+ K3 830 HO

Measurement

Code 4/8/2023

Name ROFY 85 IP /C D0600 LIGHT+ K3 830 HO

Luminaire Flux	6273 lm		Luminaire Power		43.5 W		Efficacy		144.280 lm/W		Efficiency		79.49%	
Source Flux	7892 lm		Maximum value		296.50 cd/klm		Position		C=0.00 G=0.00		CG		Double Symmetrical	
Luminance cd/m2 Table 1/3														
	C 0.00	C 10.00	C 20.00	C 30.00	C 40.00	C 50.00	C 60.00	C 70.00	C 80.00	C 90.00	C 100.00	C 110.00	C 120.00	
G 0.0	8857	8857	8857	8857	8857	8857	8857	8857	8857	8857	8857	8857	8857	
G 5.0	8697	8697	8697	8697	8700	8699	8697	8700	8698	8698	8698	8700	8697	
G 10.0	8513	8516	8514	8510	8511	8514	8516	8515	8510	8501	8510	8515	8516	
G 15.0	8299	8302	8303	8302	8300	8300	8302	8301	8298	8294	8298	8301	8302	
G 20.0	8064	8067	8065	8061	8063	8063	8061	8063	8061	8052	8061	8063	8061	
G 25.0	7807	7806	7803	7801	7801	7801	7801	7800	7795	7786	7795	7800	7801	
G 30.0	7526	7524	7521	7520	7524	7525	7520	7520	7519	7516	7519	7520	7520	
G 35.0	7224	7222	7221	7221	7221	7220	7218	7216	7214	7211	7214	7216	7218	
G 40.0	6905	6905	6902	6898	6900	6901	6898	6898	6896	6888	6896	6898	6898	
G 45.0	6568	6567	6562	6558	6560	6559	6554	6556	6557	6550	6557	6556	6554	
G 50.0	6200	6197	6197	6197	6191	6189	6189	6185	6179	6174	6179	6185	6189	
G 55.0	5794	5791	5788	5786	5782	5781	5781	5780	5774	5765	5774	5780	5781	
G 60.0	5350	5344	5340	5337	5330	5326	5323	5317	5312	5310	5312	5317	5323	
G 65.0	4816	4812	4811	4811	4805	4797	4791	4787	4783	4775	4783	4787	4791	
G 70.0	4209	4196	4190	4186	4171	4157	4151	4148	4142	4134	4142	4148	4151	
G 75.0	3449	3449	3444	3429	3411	3391	3374	3374	3372	3368	3372	3374	3374	
G 80.0	2541	2537	2525	2507	2494	2465	2432	2432	2430	2415	2430	2432	2432	
G 85.0	1367	1381	1367	1335	1319	1302	1280	1271	1266	1258	1266	1271	1280	
G 90.0	192	180	176	176	176	176	176	176	176	176	176	176	176	

Luminaire

Code 90581L600

Name ROFY 85 IP /C D0600 LIGHT+ K3 830 HO

Measurement.

Code 4/8/2023

Name ROFY 85 IP /C D0600 LIGHT+ K3 830 HO

Luminaire Flux	6273 lm		Luminaire Power		43.5 W		Efficacy		144.280 lm/W		Efficiency		79.49%	
Source Flux	7892 lm		Maximum value		296.50 cd/klm		Position		C=0.00 G=0.00		CG		Double Symmetrical	
Luminance cd/m2														
Table 2/3														
	C 130.00	C 140.00	C 150.00	C 160.00	C 170.00	C 180.00	C 190.00	C 200.00	C 210.00	C 220.00	C 230.00	C 240.00	C 250.00	
G 0.0	8857	8857	8857	8857	8857	8857	8857	8857	8857	8857	8857	8857	8857	
G 5.0	8699	8700	8697	8697	8697	8697	8697	8697	8697	8700	8699	8697	8700	
G 10.0	8514	8511	8510	8514	8516	8513	8516	8514	8510	8511	8514	8516	8515	
G 15.0	8300	8300	8302	8303	8302	8299	8302	8303	8302	8300	8300	8302	8301	
G 20.0	8063	8063	8061	8065	8067	8064	8067	8065	8061	8063	8063	8061	8063	
G 25.0	7801	7801	7801	7803	7806	7807	7806	7803	7801	7801	7801	7801	7800	
G 30.0	7525	7524	7520	7521	7524	7526	7524	7521	7520	7524	7525	7520	7520	
G 35.0	7220	7221	7221	7221	7222	7224	7222	7221	7221	7221	7220	7218	7216	
G 40.0	6901	6900	6898	6902	6905	6905	6905	6902	6898	6900	6901	6898	6898	
G 45.0	6559	6560	6558	6562	6567	6568	6567	6562	6558	6560	6559	6554	6556	
G 50.0	6189	6191	6197	6197	6197	6200	6197	6197	6197	6191	6189	6189	6185	
G 55.0	5781	5782	5786	5788	5791	5794	5791	5788	5786	5782	5781	5781	5780	
G 60.0	5326	5330	5337	5340	5344	5350	5344	5340	5337	5330	5326	5323	5317	
G 65.0	4797	4805	4811	4811	4812	4816	4812	4811	4811	4805	4797	4791	4787	
G 70.0	4157	4171	4186	4190	4196	4209	4196	4190	4186	4171	4157	4151	4148	
G 75.0	3391	3411	3429	3444	3449	3449	3449	3444	3429	3411	3391	3374	3374	
G 80.0	2465	2494	2507	2525	2537	2541	2537	2525	2507	2494	2465	2432	2432	
G 85.0	1302	1319	1335	1367	1381	1367	1381	1367	1335	1319	1302	1280	1271	
G 90.0	176	176	176	176	180	192	180	176	176	176	176	176	176	

Luminaire

Code 90581L600

Name ROFY 85 IP /C D0600 LIGHT+ K3 830 HO

Measurem.

Code 4/8/2023

Name ROFY 85 IP /C D0600 LIGHT+ K3 830 HO

Luminaire Flux	6273 lm	Luminaire Power	43.5 W	Efficacy	144.280 lm/W	Efficiency	79.49%
Source Flux	7892 lm	Maximum value	296.50 cd/klm	Position	C=0.00 G=0.00	CG	Double Symmetrical

Luminance cd/m2 Table 3/3

	C 260.00	C 270.00	C 280.00	C 290.00	C 300.00	C 310.00	C 320.00	C 330.00	C 340.00	C 350.00
G 0.0	8857	8857	8857	8857	8857	8857	8857	8857	8857	8857
G 5.0	8698	8689	8698	8700	8697	8699	8700	8697	8697	8697
G 10.0	8510	8501	8510	8515	8516	8514	8511	8510	8514	8516
G 15.0	8298	8294	8298	8301	8302	8300	8300	8302	8303	8302
G 20.0	8061	8052	8061	8063	8061	8063	8063	8061	8065	8067
G 25.0	7795	7786	7795	7800	7801	7801	7801	7801	7803	7806
G 30.0	7519	7516	7519	7520	7520	7525	7524	7520	7521	7524
G 35.0	7214	7211	7214	7216	7218	7220	7221	7221	7221	7222
G 40.0	6896	6888	6896	6898	6898	6901	6900	6898	6902	6905
G 45.0	6557	6550	6557	6556	6554	6559	6560	6558	6562	6567
G 50.0	6179	6174	6179	6185	6189	6189	6191	6197	6197	6197
G 55.0	5774	5765	5774	5780	5781	5781	5782	5786	5788	5791
G 60.0	5312	5310	5312	5317	5323	5326	5330	5337	5340	5344
G 65.0	4783	4775	4783	4787	4791	4797	4805	4811	4811	4812
G 70.0	4142	4134	4142	4148	4151	4157	4171	4186	4190	4196
G 75.0	3372	3368	3372	3374	3374	3391	3411	3429	3444	3449
G 80.0	2430	2415	2430	2432	2432	2465	2494	2507	2525	2537
G 85.0	1266	1258	1266	1271	1280	1302	1319	1335	1367	1381
G 90.0	176	176	176	176	176	176	176	176	176	180