

Luminaire

Code 90583L600

Name ROFY 60 D0600 GCONTROL+ K3 840 HO

Measurem.

Code 4/8/2023

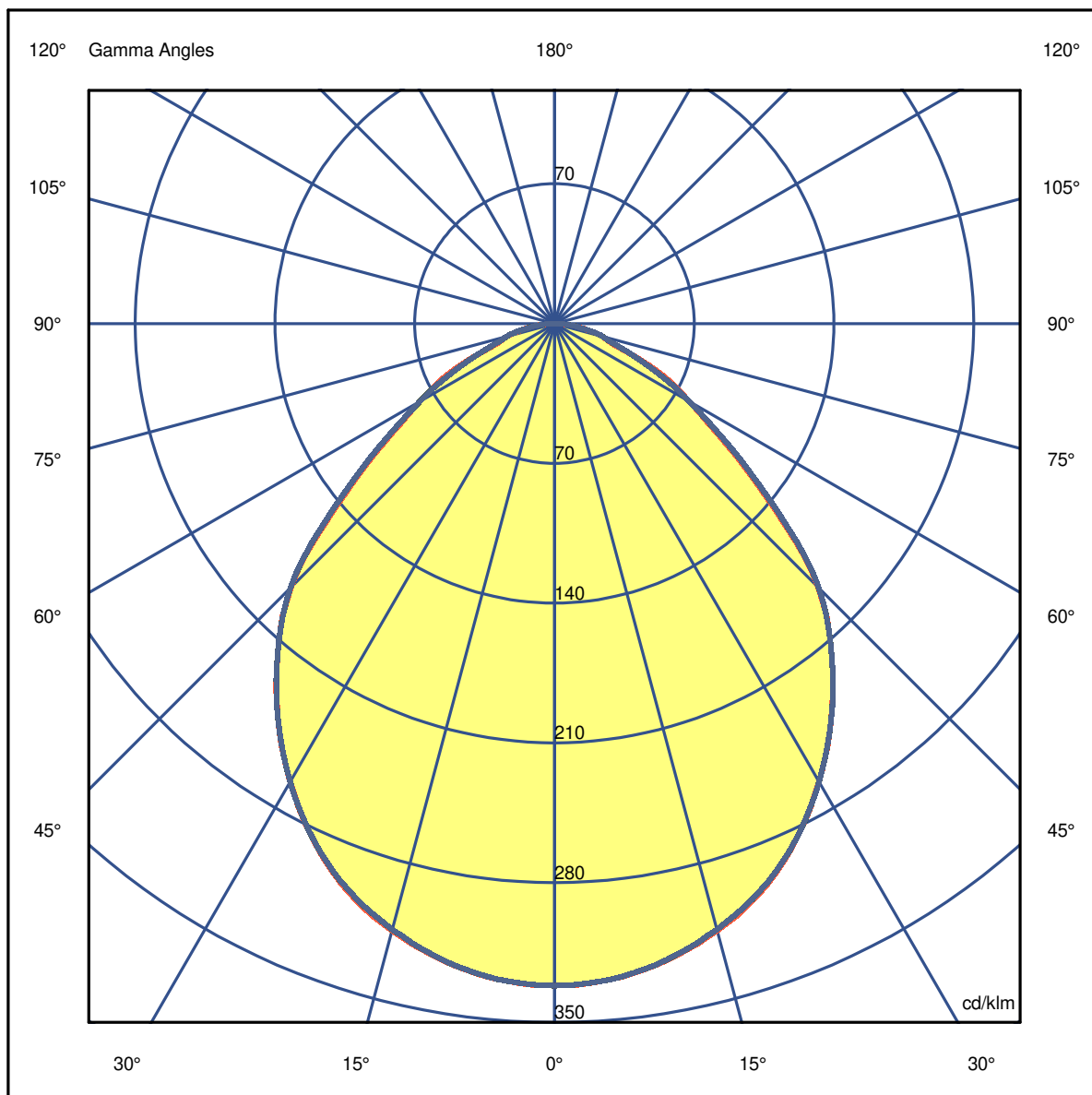
Name ROFY 60 D0600 GCONTROL+ K3 840 HO

Luminaire Flux	5950 lm	Luminaire Power	43.5 W	Efficacy	136.841 lm/W	Efficiency	72.14%
Source Flux	8248 lm	Maximum value	331.60 cd/klm	Position	C=0.00 G=0.00	CG	Double Symmetrical

Diam=600mm

C Halfplanes

180.0 ————— 0.0
270.0 ————— 90.0



Luminaire

Code 90583L600
Name ROFY 60 D0600 GCONTROL+ K3 840 HO

Measurem.

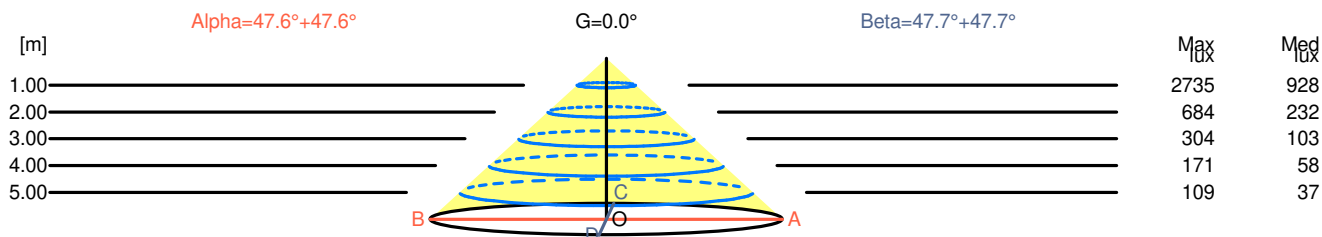
Code 4/8/2023
Name ROFY 60 D0600 GCONTROL+ K3 840 HO

Luminaire Flux	5950 lm	Luminaire Power	43.5 W	Efficacy	136.841 lm/W	Efficiency	72.14%
Source Flux	8248 lm	Maximum value	331.60 cd/klm	Position	C=0.00 G=0.00	CG	Double Symmetrical

Width at 50.00 % of Max Intensity

H[m]	1.00	2.00	3.00	4.00	5.00	H[m]	1.00	2.00	3.00	4.00	5.00
OA	1.09	2.19	3.28	4.38	5.47	OC	1.10	2.20	3.30	4.40	5.50
OB	1.09	2.19	3.28	4.38	5.47	OD	1.10	2.20	3.30	4.40	5.50

	0	5	15	25	35	45	55	65	75	85
OA	2735.04	2718.54	2594.82	2355.63	1991.89	1539.90	866.86	473.44	204.55	58.56
OB	2735.04	2718.54	2594.82	2355.63	1991.89	1539.90	866.86	473.44	204.55	58.56
OC	2735.04	2717.72	2591.52	2353.98	1992.72	1544.03	880.89	451.17	206.20	56.91
OD	2735.04	2717.72	2591.52	2353.98	1992.72	1544.03	880.89	451.17	206.20	56.91



H[m]	D[m]	Max lux	Med lux	Alpha=47.6°+47.6°	G=0.0	
1.00	2.19	2735	928			
2.00	4.38	684	232			
3.00	6.57	304	103			
4.00	8.76	171	58			
5.00	10.95	109	37			

H[m]	D[m]	Max lux	Med lux	Beta=47.7°+47.7°	G=0.0	
1.00	2.20	2735	928			
2.00	4.40	684	232			
3.00	6.60	304	103			
4.00	8.79	171	58			
5.00	10.99	109	37			

Luminaire

Code 90583L600

Name ROFY 60 D0600 GCONTROL+ K3 840 HO

Measurem.

Code 4/8/2023

Name ROFY 60 D0600 GCONTROL+ K3 840 HO

Luminaire Flux	5950 lm	Luminaire Power	43.5 W	Efficacy	136.841 lm/W	Efficiency	72.14%
Source Flux	8248 lm	Maximum value	331.60 cd/klm	Position	C=0.00 G=0.00	CG	Double Symmetrical

UGR
S = 0.250

Reflectancies										
Ceiling/Cavity	0.7	0.7	0.5	0.5	0.3	0.7	0.7	0.5	0.5	0.3
Walls	0.5	0.3	0.5	0.3	0.3	0.5	0.3	0.5	0.3	0.3
Working Plane	0.2	0.2	0.2	0.2	0.2	0.2	0.2	0.2	0.2	0.2
Room Dimensions										
Room Dimensions	Lateral View					Viewed Endwise				
x=2H y=2H	17.5	18.7	17.8	18.9	19.1	17.5	18.7	17.8	18.9	19.1
x=2H y=3H	18.1	19.2	18.4	19.4	19.7	18.1	19.1	18.4	19.4	19.7
x=2H y=4H	18.3	19.3	18.7	19.6	19.9	18.3	19.3	18.6	19.6	19.8
x=2H y=6H	18.5	19.4	18.8	19.7	20.0	18.5	19.4	18.8	19.7	20.0
x=2H y=8H	18.5	19.4	18.9	19.7	20.0	18.5	19.4	18.9	19.7	20.0
x=2H y=12H	18.5	19.3	18.9	19.7	20.0	18.5	19.3	18.9	19.6	20.0
x=4H y=2H	17.7	18.6	18.0	18.9	19.2	17.7	18.6	18.0	18.9	19.2
x=4H y=3H	18.4	19.3	18.8	19.6	19.9	18.4	19.2	18.8	19.6	19.9
x=4H y=4H	18.7	19.5	19.1	19.8	20.2	18.7	19.4	19.1	19.8	20.1
x=4H y=6H	19.0	19.6	19.4	20.0	20.4	19.0	19.6	19.4	20.0	20.4
x=4H y=8H	19.1	19.7	19.5	20.0	20.5	19.1	19.6	19.5	20.0	20.4
x=4H y=12H	19.1	19.6	19.6	20.0	20.5	19.1	19.6	19.5	20.0	20.5
x=8H y=4H	18.8	19.4	19.3	19.8	20.2	18.8	19.4	19.2	19.8	20.2
x=8H y=6H	19.2	19.7	19.6	20.1	20.5	19.2	19.6	19.6	20.1	20.5
x=8H y=8H	19.3	19.7	19.8	20.2	20.7	19.3	19.7	19.8	20.2	20.6
x=8H y=12H	19.4	19.8	19.9	20.2	20.7	19.4	19.8	19.9	20.2	20.7
x=12H y=4H	18.8	19.3	19.3	19.7	20.2	18.8	19.3	19.2	19.7	20.1
x=12H y=6H	19.2	19.6	19.7	20.1	20.5	19.2	19.6	19.7	20.1	20.5
x=12H y=8H	19.4	19.7	19.8	20.2	20.7	19.4	19.7	19.8	20.2	20.7

Luminaire

Code 90583L600

Name ROFY 60 D0600 GCONTROL+ K3 840 HO

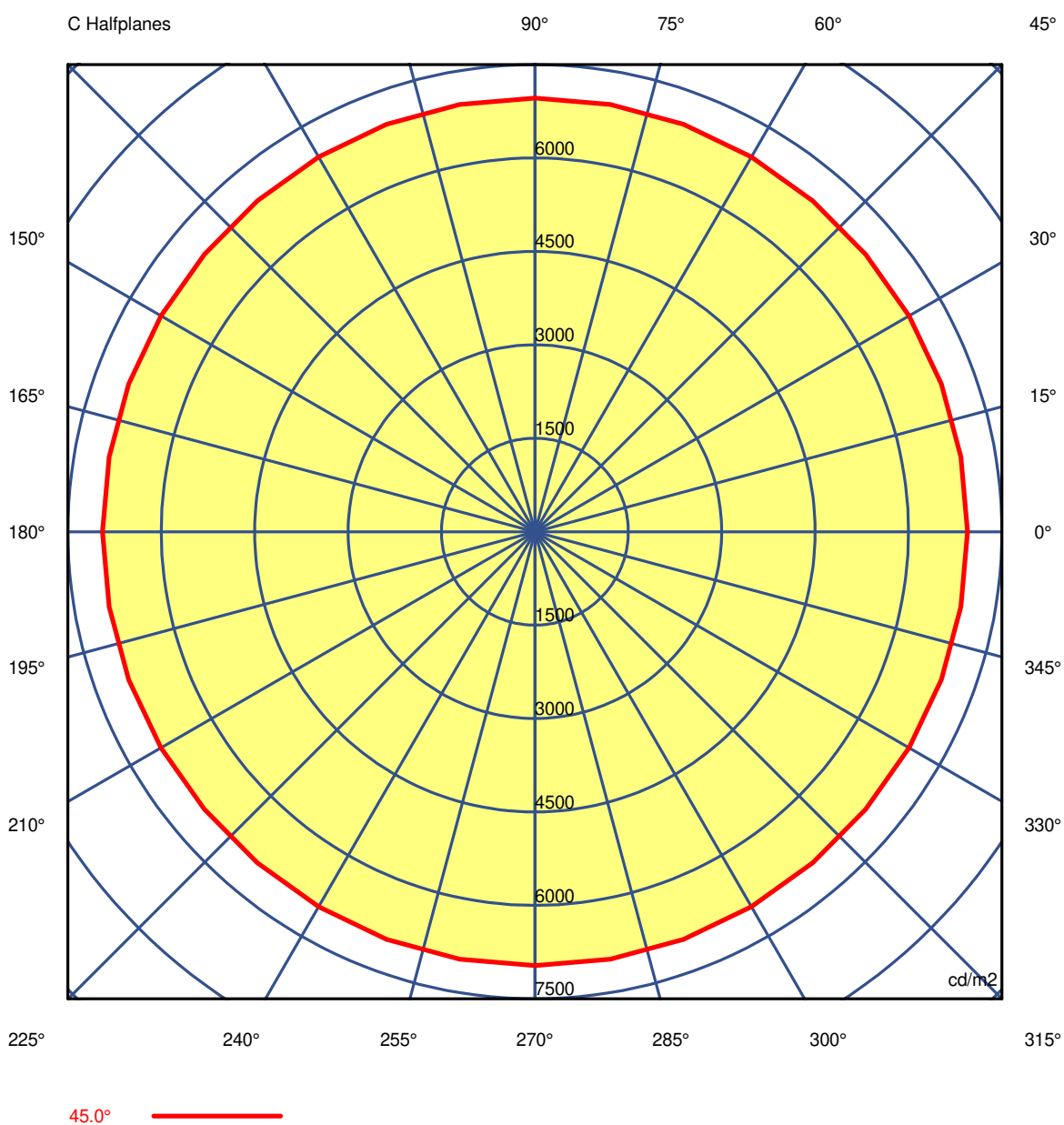
Measurem.

Code 4/8/2023

Name ROFY 60 D0600 GCONTROL+ K3 840 HO

Luminaire Flux	5950 lm	Luminaire Power	43.5 W	Efficacy	136.841 lm/W	Efficiency	72.14%
Source Flux	8248 lm	Maximum value	331.60 cd/klm	Position	C=0.00 G=0.00	CG Double Symmetrical	

Luminance



Luminaire

Code 90583L600

Name ROFY 60 D0600 GCONTROL+ K3 840 HO

Measurement

Code 4/8/2023

Name ROFY 60 D0600 GCONTROL+ K3 840 HO

Luminaire Flux	5950 lm		Luminaire Power		43.5 W		Efficacy		136.841 lm/W		Efficiency		72.14%	
Source Flux	8248 lm		Maximum value		331.60 cd/klm		Position		C=0.00 G=0.00		CG		Double Symmetrical	
Luminance cd/m2														
Table 1/3														
	C 0.00	C 10.00	C 20.00	C 30.00	C 40.00	C 50.00	C 60.00	C 70.00	C 80.00	C 90.00	C 100.00	C 110.00	C 120.00	
G 0.0	10352	10352	10352	10352	10352	10352	10352	10352	10352	10352	10352	10352	10352	
G 5.0	10163	10157	10158	10163	10164	10162	10160	10157	10157	10160	10157	10157	10160	
G 10.0	9934	9934	9932	9928	9928	9926	9922	9923	9926	9928	9926	9923	9922	
G 15.0	9683	9680	9673	9665	9660	9658	9659	9663	9667	9671	9667	9663	9659	
G 20.0	9417	9400	9382	9364	9349	9343	9348	9367	9382	9389	9382	9367	9348	
G 25.0	9050	9039	9031	9025	9016	9010	9012	9024	9036	9044	9036	9024	9012	
G 30.0	8624	8617	8619	8633	8654	8657	8640	8625	8620	8620	8620	8625	8640	
G 35.0	8140	8145	8158	8187	8209	8214	8197	8164	8148	8143	8148	8164	8197	
G 40.0	7607	7613	7624	7643	7663	7665	7650	7636	7620	7600	7620	7636	7650	
G 45.0	6946	6946	6943	6935	6930	6936	6950	6965	6970	6965	6970	6965	6950	
G 50.0	5697	5814	5878	5797	5546	5541	5789	5885	5850	5773	5850	5885	5789	
G 55.0	4517	4853	4700	4130	3696	3659	4061	4692	4907	4590	4907	4692	4061	
G 60.0	3671	3662	3391	2850	2922	2957	2954	3424	3660	3676	3660	3424	2954	
G 65.0	3028	2951	2686	2300	2467	2508	2364	2647	2840	2886	2840	2647	2364	
G 70.0	2015	2202	2250	2124	1928	1911	2076	2188	2187	2106	2187	2188	2076	
G 75.0	1763	1826	1736	1593	1628	1631	1593	1718	1810	1778	1810	1718	1593	
G 80.0	1301	1372	1437	1467	1441	1442	1476	1459	1398	1319	1398	1459	1476	
G 85.0	812	921	1015	1029	921	918	1018	995	897	789	897	995	1018	
G 90.0	134	134	134	134	134	134	134	134	134	134	134	134	134	

Luminaire

Code 90583L600

Name ROFY 60 D0600 GCONTROL+ K3 840 HO

Measurement

Code 4/8/2023

Name ROFY 60 D0600 GCONTROL+ K3 840 HO

Luminaire Flux	5950 lm		Luminaire Power		43.5 W		Efficacy		136.841 lm/W		Efficiency		72.14%	
Source Flux	8248 lm		Maximum value		331.60 cd/klm		Position		C=0.00 G=0.00		CG		Double Symmetrical	
Luminance cd/m2														
Table 2/3														
	C 130.00	C 140.00	C 150.00	C 160.00	C 170.00	C 180.00	C 190.00	C 200.00	C 210.00	C 220.00	C 230.00	C 240.00	C 250.00	
G 0.0	10352	10352	10352	10352	10352	10352	10352	10352	10352	10352	10352	10352	10352	
G 5.0	10162	10164	10163	10158	10157	10163	10157	10158	10163	10164	10162	10160	10157	
G 10.0	9926	9928	9928	9932	9934	9934	9934	9932	9928	9928	9926	9922	9923	
G 15.0	9658	9660	9665	9673	9680	9683	9680	9673	9665	9660	9658	9659	9663	
G 20.0	9343	9349	9364	9382	9400	9417	9400	9382	9364	9349	9343	9348	9367	
G 25.0	9010	9016	9025	9031	9039	9050	9039	9031	9025	9016	9010	9012	9024	
G 30.0	8657	8654	8633	8619	8617	8624	8617	8619	8633	8654	8657	8640	8625	
G 35.0	8214	8209	8187	8158	8145	8140	8145	8158	8187	8209	8214	8197	8164	
G 40.0	7665	7663	7643	7624	7613	7607	7613	7624	7643	7663	7665	7650	7636	
G 45.0	6936	6930	6935	6943	6946	6946	6946	6943	6935	6930	6936	6950	6965	
G 50.0	5541	5546	5797	5878	5814	5697	5814	5878	5797	5546	5541	5789	5885	
G 55.0	3659	3696	4130	4700	4853	4517	4853	4700	4130	3696	3659	4061	4692	
G 60.0	2957	2922	2850	3391	3662	3671	3662	3391	2850	2922	2957	2954	3424	
G 65.0	2508	2467	2300	2686	2951	3028	2951	2686	2300	2467	2508	2364	2647	
G 70.0	1911	1928	2124	2250	2202	2015	2202	2250	2124	1928	1911	2076	2188	
G 75.0	1631	1628	1593	1736	1826	1763	1826	1736	1593	1628	1631	1593	1718	
G 80.0	1442	1441	1467	1437	1372	1301	1372	1437	1467	1441	1442	1476	1459	
G 85.0	918	921	1029	1015	921	812	921	1015	1029	921	918	1018	995	
G 90.0	134	134	134	134	134	134	134	134	134	134	134	134	134	

Luminaire

Code 90583L600

Name ROFY 60 D0600 GCONTROL+ K3 840 HO

Measurem.

Code 4/8/2023

Name ROFY 60 D0600 GCONTROL+ K3 840 HO

Luminaire Flux	5950 lm	Luminaire Power	43.5 W	Efficacy	136.841 lm/W	Efficiency	72.14%
Source Flux	8248 lm	Maximum value	331.60 cd/klm	Position	C=0.00 G=0.00	CG	Double Symmetrical

Luminance cd/m2 Table 3/3

	C 260.00	C 270.00	C 280.00	C 290.00	C 300.00	C 310.00	C 320.00	C 330.00	C 340.00	C 350.00
G 0.0	10352	10352	10352	10352	10352	10352	10352	10352	10352	10352
G 5.0	10157	10160	10157	10157	10160	10162	10164	10163	10158	10157
G 10.0	9926	9928	9926	9923	9922	9926	9928	9928	9932	9934
G 15.0	9667	9671	9667	9663	9659	9658	9660	9665	9673	9680
G 20.0	9382	9389	9382	9367	9348	9343	9349	9364	9382	9400
G 25.0	9036	9044	9036	9024	9012	9010	9016	9025	9031	9039
G 30.0	8620	8620	8620	8625	8640	8657	8654	8633	8619	8617
G 35.0	8148	8143	8148	8164	8197	8214	8209	8187	8158	8145
G 40.0	7620	7600	7620	7636	7650	7665	7663	7643	7624	7613
G 45.0	6970	6965	6970	6965	6950	6936	6930	6935	6943	6946
G 50.0	5850	5773	5850	5885	5789	5541	5546	5797	5878	5814
G 55.0	4907	4590	4907	4692	4061	3659	3696	4130	4700	4853
G 60.0	3660	3676	3660	3424	2954	2957	2922	2850	3391	3662
G 65.0	2840	2886	2840	2647	2364	2508	2467	2300	2686	2951
G 70.0	2187	2106	2187	2188	2076	1911	1928	2124	2250	2202
G 75.0	1810	1778	1810	1718	1593	1631	1628	1593	1736	1826
G 80.0	1398	1319	1398	1459	1476	1442	1441	1467	1437	1372
G 85.0	897	789	897	995	1018	918	921	1029	1015	921
G 90.0	134	134	134	134	134	134	134	134	134	134