

Luminaire

Code 90586L900

Name ROFY 60 D0900 LIGHT+ K3 840 LO

Measurem.

Code 4/8/2023

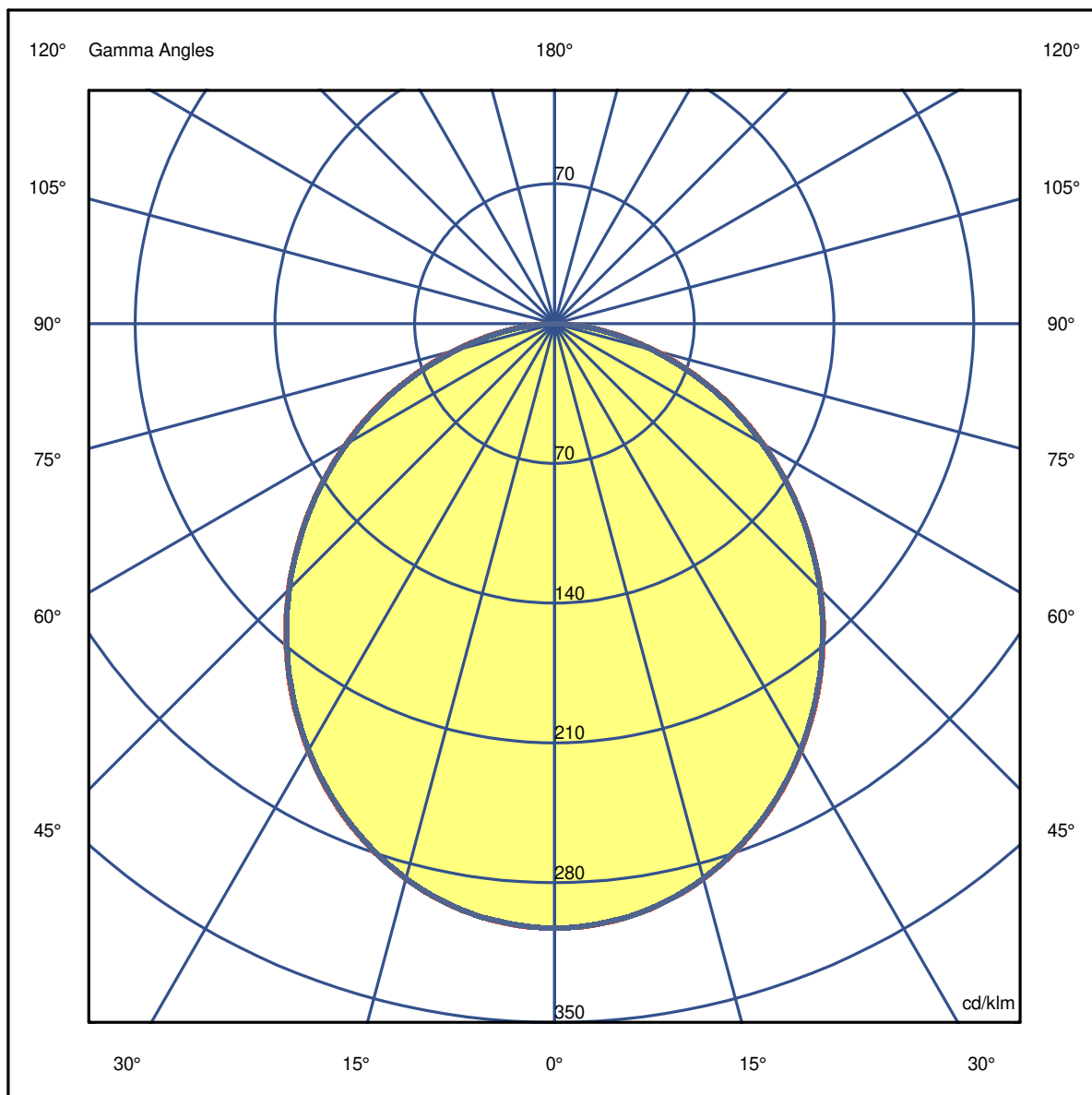
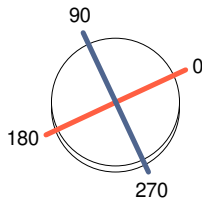
Name ROFY 60 D0900 LIGHT+ K3 840 LO

Luminaire Flux	8414 lm	Luminaire Power	53.3 W	Efficacy	157.796 lm/W	Efficiency	81.15%
Source Flux	10368 lm	Maximum value	302.60 cd/klm	Position	C=0.00 G=0.00	CG	Double Symmetrical

Diam=900mm

C Halfplanes

180.0 ——— 0.0
270.0 ——— 90.0



Luminaire

Code 90586L900
Name ROFY 60 D0900 LIGHT+ K3 840 LO

Measurem.

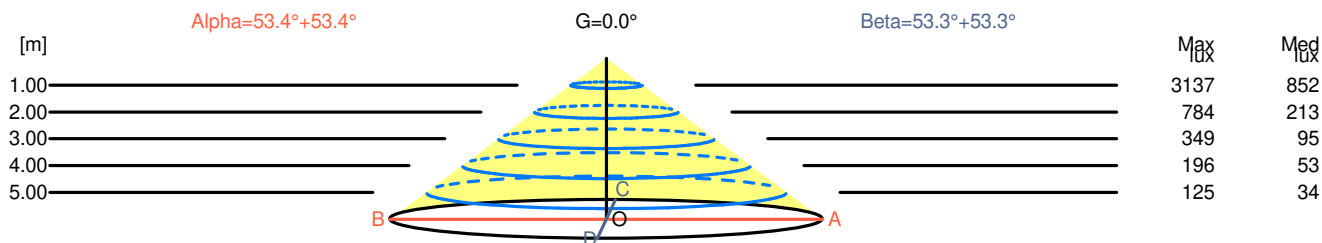
Code 4/8/2023
Name ROFY 60 D0900 LIGHT+ K3 840 LO

Luminaire Flux	8414 lm	Luminaire Power	53.3 W	Efficacy	157.796 lm/W	Efficiency	81.15%
Source Flux	10368 lm	Maximum value	302.60 cd/klm	Position	C=0.00 G=0.00	CG	Double Symmetrical

Width at 50.00 % of Max Intensity

H[m]	1.00	2.00	3.00	4.00	5.00	H[m]	1.00	2.00	3.00	4.00	5.00
OA	1.34	2.69	4.03	5.38	6.72	OC	1.34	2.68	4.02	5.36	6.70
OB	1.34	2.69	4.03	5.38	6.72	OD	1.34	2.68	4.02	5.36	6.70

	0	5	15	25	35	45	55	65	75	85
OA	3137.36	3121.80	2983.91	2725.75	2373.24	1953.33	1491.96	1011.92	538.10	131.67
OB	3137.36	3121.80	2983.91	2725.75	2373.24	1953.33	1491.96	1011.92	538.10	131.67
OC	3137.36	3118.69	2982.87	2722.64	2368.05	1949.18	1485.73	1001.55	523.58	121.31
OD	3137.36	3118.69	2982.87	2722.64	2368.05	1949.18	1485.73	1001.55	523.58	121.31



H[m]	D[m]	Max lux	Med lux	Alpha=53.4°+53.4°	G=0.0
1.00	2.69	3137	852		
2.00	5.38	784	213		
3.00	8.07	349	95		
4.00	10.76	196	53		
5.00	13.44	125	34		

H[m]	D[m]	Max lux	Med lux	Beta=53.3°+53.3°	G=0.0
1.00	2.68	3137	852		
2.00	5.36	784	213		
3.00	8.04	349	95		
4.00	10.72	196	53		
5.00	13.40	125	34		

Luminaire

Code 90586L900

Name ROFY 60 D0900 LIGHT+ K3 840 LO

Measurem.

Code 4/8/2023

Name ROFY 60 D0900 LIGHT+ K3 840 LO

Luminaire Flux	8414 lm	Luminaire Power	53.3 W	Efficacy	157.796 lm/W	Efficiency	81.15%
Source Flux	10368 lm	Maximum value	302.60 cd/klm	Position	C=0.00 G=0.00	CG	Double Symmetrical

UGR
S = 0.250

Reflectancies										
Ceiling/Cavity	0.7	0.7	0.5	0.5	0.3	0.7	0.7	0.5	0.5	0.3
Walls	0.5	0.3	0.5	0.3	0.3	0.5	0.3	0.5	0.3	0.3
Working Plane	0.2	0.2	0.2	0.2	0.2	0.2	0.2	0.2	0.2	0.2
Room Dimensions	Lateral View					Viewed Endwise				
x=2H y=2H	17.1	18.4	17.4	18.6	18.8	17.0	18.3	17.3	18.6	18.8
x=2H y=3H	18.4	19.6	18.8	19.9	20.2	18.4	19.6	18.7	19.8	20.1
x=2H y=4H	19.0	20.1	19.3	20.3	20.6	18.9	20.0	19.2	20.3	20.6
x=2H y=6H	19.3	20.3	19.7	20.6	21.0	19.2	20.2	19.6	20.5	20.9
x=2H y=8H	19.4	20.4	19.7	20.7	21.0	19.3	20.3	19.7	20.6	20.9
x=2H y=12H	19.4	20.4	19.8	20.7	21.0	19.3	20.3	19.7	20.6	20.9
x=4H y=2H	17.7	18.8	18.0	19.1	19.4	17.7	18.8	18.0	19.0	19.3
x=4H y=3H	19.2	20.2	19.6	20.5	20.9	19.2	20.2	19.6	20.5	20.8
x=4H y=4H	19.9	20.7	20.3	21.1	21.4	19.8	20.7	20.2	21.0	21.4
x=4H y=6H	20.3	21.0	20.7	21.4	21.8	20.2	21.0	20.6	21.3	21.7
x=4H y=8H	20.4	21.1	20.9	21.5	21.9	20.4	21.0	20.8	21.4	21.9
x=4H y=12H	20.5	21.1	21.0	21.5	22.0	20.4	21.0	20.9	21.4	21.9
x=8H y=4H	20.1	20.8	20.5	21.2	21.6	20.1	20.7	20.5	21.1	21.6
x=8H y=6H	20.7	21.2	21.1	21.6	22.1	20.6	21.1	21.1	21.6	22.0
x=8H y=8H	20.9	21.3	21.3	21.8	22.3	20.8	21.2	21.2	21.7	22.2
x=8H y=12H	21.0	21.4	21.4	21.8	22.3	20.8	21.3	21.3	21.7	22.2
x=12H y=4H	20.1	20.7	20.6	21.1	21.6	20.1	20.7	20.5	21.1	21.5
x=12H y=6H	20.7	21.2	21.2	21.6	22.1	20.6	21.1	21.1	21.6	22.0
x=12H y=8H	20.9	21.3	21.4	21.8	22.3	20.8	21.2	21.3	21.7	22.2

Luminaire

Code 90586L900

Name ROFY 60 D0900 LIGHT+ K3 840 LO

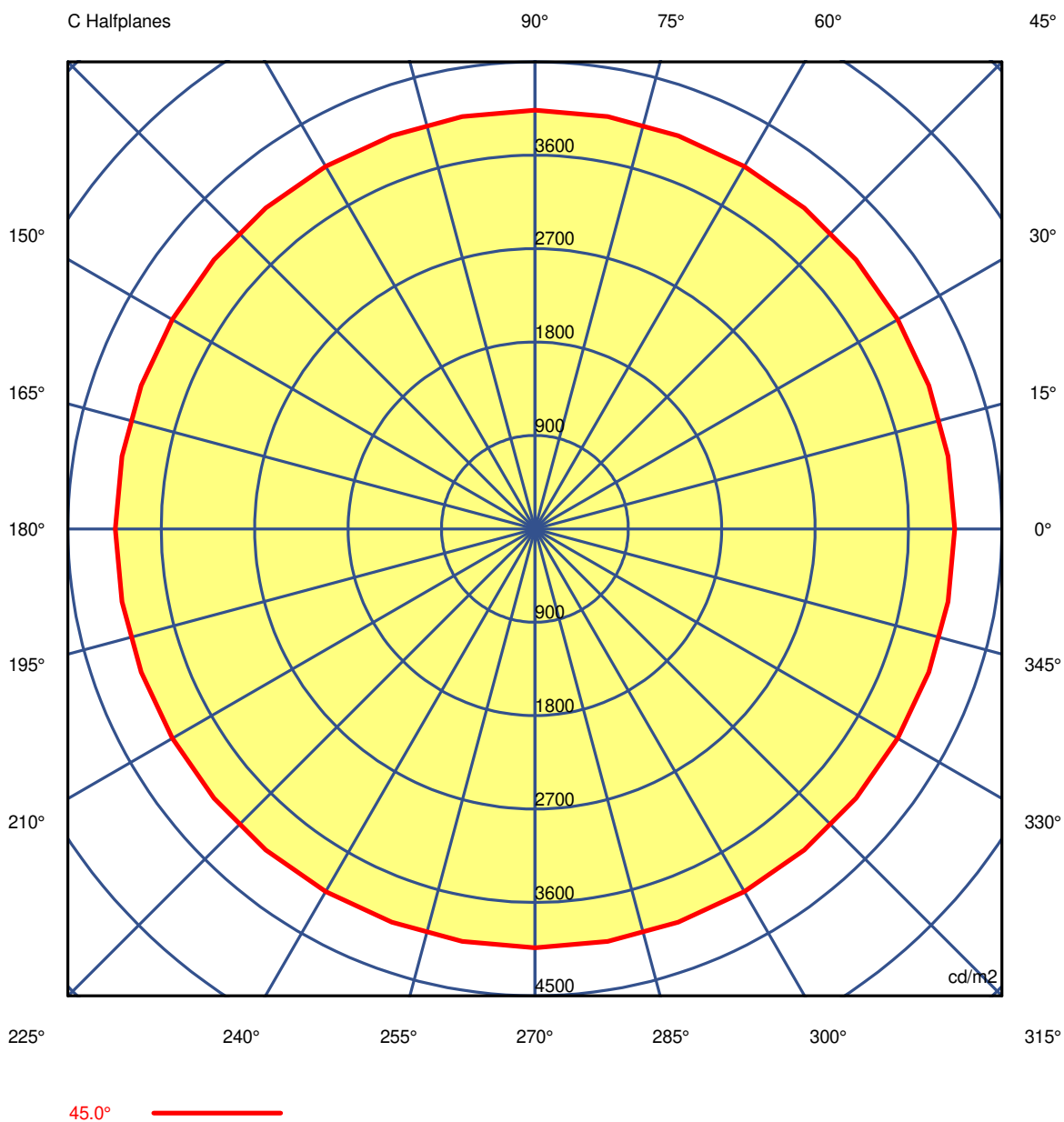
Measurem.

Code 4/8/2023

Name ROFY 60 D0900 LIGHT+ K3 840 LO

Luminaire Flux	8414 lm	Luminaire Power	53.3 W	Efficacy	157.796 lm/W	Efficiency	81.15%
Source Flux	10368 lm	Maximum value	302.60 cd/klm	Position	C=0.00 G=0.00	CG Double Symmetrical	

Luminance



Luminaire

Code 90586L900

Name ROFY 60 D0900 LIGHT+ K3 840 LO

Measurement

Code 4/8/2023

Name ROFY 60 D0900 LIGHT+ K3 840 LO

Luminaire Flux	8414 lm		Luminaire Power		53.3 W		Efficacy		157.796 lm/W		Efficiency		81.15%		
Source Flux	10368 lm		Maximum value		302.60 cd/klm		Position		C=0.00 G=0.00		CG		Double Symmetrical		
Luminance cd/m2														Table 1/3	
	C 0.00	C 10.00	C 20.00	C 30.00	C 40.00	C 50.00	C 60.00	C 70.00	C 80.00	C 90.00	C 100.00	C 110.00	C 120.00		
G 0.0	5158	5158	5158	5158	5158	5158	5158	5158	5158	5158	5158	5158	5158	5158	5158
G 5.0	5098	5095	5093	5092	5094	5094	5094	5096	5095	5092	5095	5096	5094	5098	5094
G 10.0	5015	5014	5012	5010	5012	5014	5015	5012	5011	5013	5011	5012	5015	5015	5015
G 15.0	4917	4916	4915	4914	4914	4916	4917	4915	4914	4915	4914	4915	4917	4917	4917
G 20.0	4804	4804	4801	4799	4802	4803	4801	4801	4801	4799	4801	4801	4801	4801	4801
G 25.0	4677	4676	4673	4671	4673	4673	4671	4671	4671	4671	4671	4671	4671	4671	4671
G 30.0	4536	4535	4533	4532	4534	4534	4532	4531	4530	4530	4530	4531	4532	4532	4532
G 35.0	4386	4381	4381	4382	4379	4379	4382	4380	4377	4376	4377	4380	4382	4382	4382
G 40.0	4216	4216	4216	4216	4215	4212	4210	4211	4211	4208	4211	4211	4210	4210	4210
G 45.0	4044	4042	4038	4036	4038	4037	4034	4033	4034	4036	4034	4033	4034	4034	4034
G 50.0	3849	3847	3846	3844	3844	3844	3844	3843	3842	3842	3842	3843	3844	3844	3844
G 55.0	3638	3636	3634	3633	3631	3629	3628	3628	3627	3623	3627	3628	3628	3628	3628
G 60.0	3395	3391	3388	3387	3385	3383	3381	3379	3377	3376	3377	3379	3381	3381	3381
G 65.0	3115	3112	3104	3096	3096	3093	3086	3086	3085	3083	3085	3086	3086	3086	3086
G 70.0	2772	2763	2759	2757	2753	2745	2734	2728	2727	2727	2727	2728	2734	2734	2734
G 75.0	2343	2337	2330	2320	2311	2303	2293	2283	2280	2280	2280	2283	2293	2293	2293
G 80.0	1799	1796	1787	1770	1751	1731	1718	1718	1716	1712	1716	1718	1718	1718	1718
G 85.0	1033	1033	1033	1033	1000	975	967	956	951	951	951	956	967	967	967
G 90.0	166	166	166	166	166	166	166	166	166	166	166	166	166	166	166

Luminaire

Code 90586L900

Name ROFY 60 D0900 LIGHT+ K3 840 LO

Measurement

Code 4/8/2023

Name ROFY 60 D0900 LIGHT+ K3 840 LO

Luminaire Flux		8414 lm		Luminaire Power		53.3 W		Efficacy		157.796 lm/W		Efficiency		81.15%	
Source Flux		10368 lm		Maximum value		302.60 cd/klm		Position		C=0.00 G=0.00		CG		Double Symmetrical	
Luminance cd/m2														Table 2/3	
		C 130.00	C 140.00	C 150.00	C 160.00	C 170.00	C 180.00	C 190.00	C 200.00	C 210.00	C 220.00	C 230.00	C 240.00	C 250.00	
G 0.0	5158	5158	5158	5158	5158	5158	5158	5158	5158	5158	5158	5158	5158	5158	5158
G 5.0	5094	5094	5092	5093	5095	5098	5095	5093	5092	5094	5094	5094	5094	5096	
G 10.0	5014	5012	5010	5012	5014	5015	5014	5012	5010	5012	5014	5015	5012		
G 15.0	4916	4914	4914	4915	4916	4917	4916	4915	4914	4914	4916	4917	4915		
G 20.0	4803	4802	4799	4801	4804	4804	4804	4801	4799	4802	4803	4801	4801		
G 25.0	4673	4673	4671	4673	4676	4677	4676	4673	4671	4673	4673	4671	4671		
G 30.0	4534	4534	4532	4533	4535	4536	4535	4533	4532	4534	4534	4532	4531		
G 35.0	4379	4379	4382	4381	4381	4386	4381	4381	4382	4379	4379	4382	4380		
G 40.0	4212	4215	4216	4216	4216	4216	4216	4216	4216	4215	4212	4210	4211		
G 45.0	4037	4038	4036	4038	4042	4044	4042	4038	4036	4038	4037	4034	4033		
G 50.0	3844	3844	3844	3846	3847	3849	3847	3846	3844	3844	3844	3844	3843		
G 55.0	3629	3631	3633	3634	3636	3638	3636	3634	3633	3631	3629	3628	3628		
G 60.0	3383	3385	3387	3388	3391	3395	3391	3388	3387	3385	3383	3381	3379		
G 65.0	3093	3096	3096	3104	3112	3115	3112	3104	3096	3096	3093	3086	3086		
G 70.0	2745	2753	2757	2759	2763	2772	2763	2759	2757	2753	2745	2734	2728		
G 75.0	2303	2311	2320	2330	2337	2343	2337	2330	2320	2311	2303	2293	2283		
G 80.0	1731	1751	1770	1787	1796	1799	1796	1787	1770	1751	1731	1718	1718		
G 85.0	975	1000	1033	1033	1033	1033	1033	1033	1033	1000	975	967	956		
G 90.0	166	166	166	166	166	166	166	166	166	166	166	166	166		

Luminaire

Code 90586L900

Name ROFY 60 D0900 LIGHT+ K3 840 LO

Measurem.

Code 4/8/2023

Name ROFY 60 D0900 LIGHT+ K3 840 LO

Luminaire Flux	8414 lm	Luminaire Power	53.3 W	Efficacy	157.796 lm/W	Efficiency	81.15%
Source Flux	10368 lm	Maximum value	302.60 cd/klm	Position	C=0.00 G=0.00	CG	Double Symmetrical

Luminance cd/m2 Table 3/3

	C 260.00	C 270.00	C 280.00	C 290.00	C 300.00	C 310.00	C 320.00	C 330.00	C 340.00	C 350.00
G 0.0	5158	5158	5158	5158	5158	5158	5158	5158	5158	5158
G 5.0	5095	5092	5095	5096	5094	5094	5094	5092	5093	5095
G 10.0	5011	5013	5011	5012	5015	5014	5012	5010	5012	5014
G 15.0	4914	4915	4914	4915	4917	4916	4914	4914	4915	4916
G 20.0	4801	4799	4801	4801	4801	4803	4802	4799	4801	4804
G 25.0	4671	4671	4671	4671	4671	4673	4673	4671	4673	4676
G 30.0	4530	4530	4530	4531	4532	4534	4534	4532	4533	4535
G 35.0	4377	4376	4377	4380	4382	4379	4379	4382	4381	4381
G 40.0	4211	4208	4211	4211	4210	4212	4215	4216	4216	4216
G 45.0	4034	4036	4034	4033	4034	4037	4038	4036	4038	4042
G 50.0	3842	3842	3842	3843	3844	3844	3844	3844	3846	3847
G 55.0	3627	3623	3627	3628	3628	3629	3631	3633	3634	3636
G 60.0	3377	3376	3377	3379	3381	3383	3385	3387	3388	3391
G 65.0	3085	3083	3085	3086	3086	3093	3096	3096	3104	3112
G 70.0	2727	2727	2727	2728	2734	2745	2753	2757	2759	2763
G 75.0	2280	2280	2280	2283	2293	2303	2311	2320	2330	2337
G 80.0	1716	1712	1716	1718	1718	1731	1751	1770	1787	1796
G 85.0	951	951	951	956	967	975	1000	1033	1033	1033
G 90.0	166	166	166	166	166	166	166	166	166	166