

Luminaire

Code 90588L115

Name ROFY 60 D/I D1150 GCONTROL+ K3 840 LO

Measurem.

Code 4/8/2023

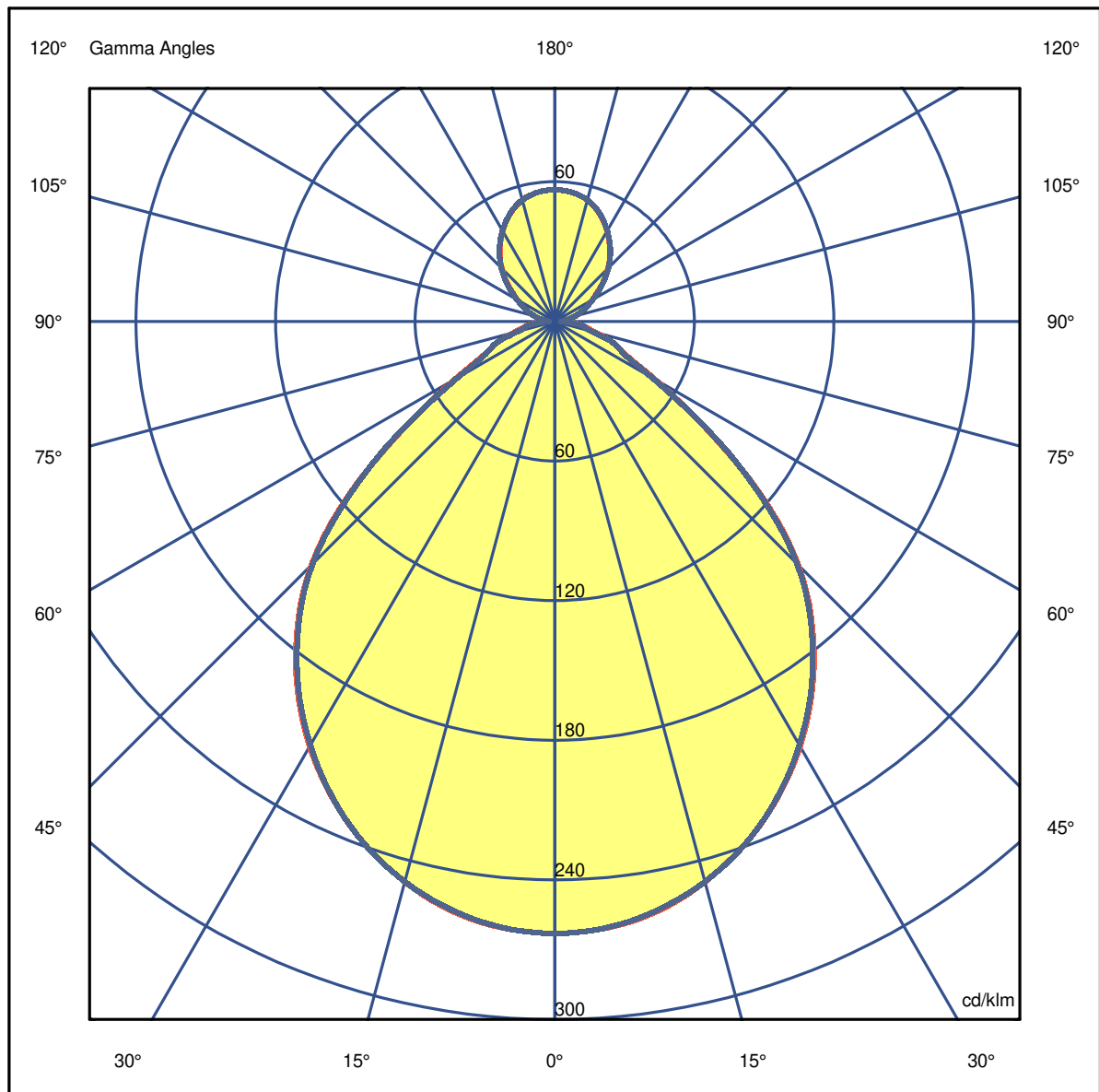
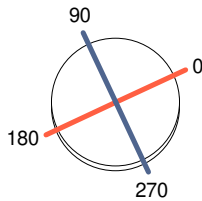
Name ROFY 60 D/I D1150 GCONTROL+ K3 840 LO

Luminaire Flux	15387 lm	Luminaire Power	113.9 W	Efficacy	135.059 lm/W	Efficiency	71.58%
Source Flux	21496 lm	Maximum value	263.20 cd/klm	Position	C=0.00 G=0.00	CG	Double Symmetrical

Diam=1150mm

C Halfplanes

180.0 ——— 0.0
270.0 ——— 90.0



Luminaire

Code 90588L115
Name ROFY 60 D/I D1150 GCONTROL+ K3 840 LO

Measurem.

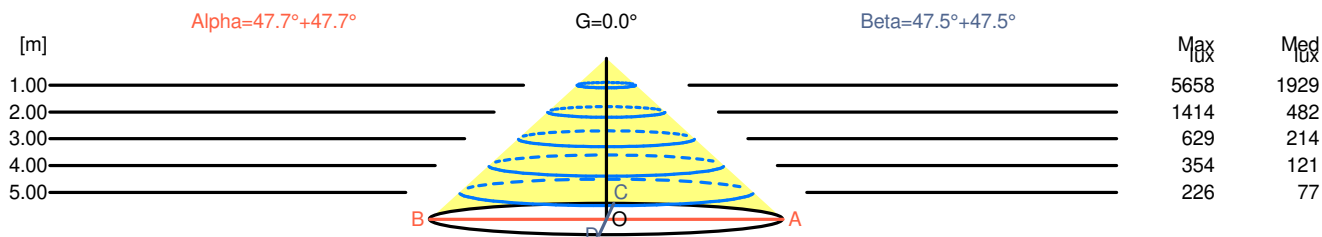
Code 4/8/2023
Name ROFY 60 D/I D1150 GCONTROL+ K3 840 LO

Luminaire Flux	15387 lm	Luminaire Power	113.9 W	Efficacy	135.059 lm/W	Efficiency	71.58%
Source Flux	21496 lm	Maximum value	263.20 cd/klm	Position	C=0.00 G=0.00	CG	Double Symmetrical

Width at 50.00 % of Max Intensity

H[m]	1.00	2.00	3.00	4.00	5.00	H[m]	1.00	2.00	3.00	4.00	5.00
OA	1.10	2.20	3.29	4.39	5.49	OC	1.09	2.18	3.27	4.37	5.46
OB	1.10	2.20	3.29	4.39	5.49	OD	1.09	2.18	3.27	4.37	5.46

	0	5	15	25	35	45	55	65	75	85
OA	5657.75	5621.20	5358.95	4860.25	4148.73	3183.56	1668.09	713.67	389.08	184.87
OB	5657.75	5621.20	5358.95	4860.25	4148.73	3183.56	1668.09	713.67	389.08	184.87
OC	5657.75	5619.05	5356.80	4855.95	4131.53	3164.21	1687.44	700.77	350.38	152.62
OD	5657.75	5619.05	5356.80	4855.95	4131.53	3164.21	1687.44	700.77	350.38	152.62



H[m]	D[m]	Max lux	Med lux	Alpha=47.7°+47.7°	G=0.0
1.00	2.20	5658	1929		
2.00	4.39	1414	482		
3.00	6.59	629	214		
4.00	8.78	354	121		
5.00	10.98	226	77		

H[m]	D[m]	Max lux	Med lux	Beta=47.5°+47.5°	G=0.0
1.00	2.18	5658	1929		
2.00	4.37	1414	482		
3.00	6.55	629	214		
4.00	8.73	354	121		
5.00	10.92	226	77		

Luminaire

Code 90588L115

Name ROFY 60 D/I D1150 GCONTROL+ K3 840 LO

Measurem.

Code 4/8/2023

Name ROFY 60 D/I D1150 GCONTROL+ K3 840 LO

Luminaire Flux	15387 lm	Luminaire Power	113.9 W	Efficacy	135.059 lm/W	Efficiency	71.58%
Source Flux	21496 lm	Maximum value	263.20 cd/klm	Position	C=0.00 G=0.00	CG	Double Symmetrical

UGR
S = 0.250

Reflectancies										
Ceiling/Cavity	0.7	0.7	0.5	0.5	0.3	0.7	0.7	0.5	0.5	0.3
Walls	0.5	0.3	0.5	0.3	0.3	0.5	0.3	0.5	0.3	0.3
Working Plane	0.2	0.2	0.2	0.2	0.2	0.2	0.2	0.2	0.2	0.2
Room Dimensions	Lateral View					Viewed Endwise				
x=2H y=2H	14.0	14.9	14.5	15.5	16.0	14.6	15.6	15.2	16.1	16.7
x=2H y=3H	14.5	15.3	15.1	15.9	16.5	15.3	16.1	15.8	16.7	17.3
x=2H y=4H	14.7	15.4	15.3	16.0	16.7	15.4	16.2	16.0	16.8	17.5
x=2H y=6H	14.8	15.6	15.5	16.2	16.9	15.6	16.3	16.2	16.9	17.6
x=2H y=8H	14.9	15.6	15.6	16.3	17.0	15.6	16.3	16.3	16.9	17.7
x=2H y=12H	15.0	15.7	15.7	16.3	17.0	15.6	16.3	16.3	16.9	17.7
x=4H y=2H	14.2	15.0	14.8	15.6	16.2	14.8	15.6	15.4	16.2	16.8
x=4H y=3H	14.9	15.5	15.5	16.1	16.9	15.5	16.2	16.2	16.8	17.6
x=4H y=4H	15.2	15.7	15.8	16.4	17.1	15.9	16.4	16.5	17.1	17.9
x=4H y=6H	15.5	16.0	16.2	16.7	17.4	16.1	16.6	16.8	17.3	18.1
x=4H y=8H	15.6	16.1	16.3	16.8	17.6	16.2	16.6	16.9	17.3	18.1
x=4H y=12H	15.7	16.1	16.5	16.9	17.7	16.3	16.7	17.0	17.4	18.2
x=8H y=4H	15.2	15.7	15.9	16.4	17.2	15.9	16.3	16.6	17.0	17.8
x=8H y=6H	15.7	16.0	16.4	16.8	17.6	16.2	16.6	16.9	17.3	18.2
x=8H y=8H	15.9	16.2	16.6	17.0	17.8	16.3	16.7	17.1	17.4	18.3
x=8H y=12H	16.1	16.3	16.8	17.1	18.0	16.5	16.7	17.2	17.5	18.4
x=12H y=4H	15.2	15.6	15.9	16.3	17.1	15.9	16.3	16.6	17.0	17.8
x=12H y=6H	15.7	16.0	16.4	16.7	17.6	16.2	16.5	17.0	17.3	18.1
x=12H y=8H	15.9	16.2	16.7	17.0	17.9	16.4	16.6	17.1	17.4	18.3

Luminaire

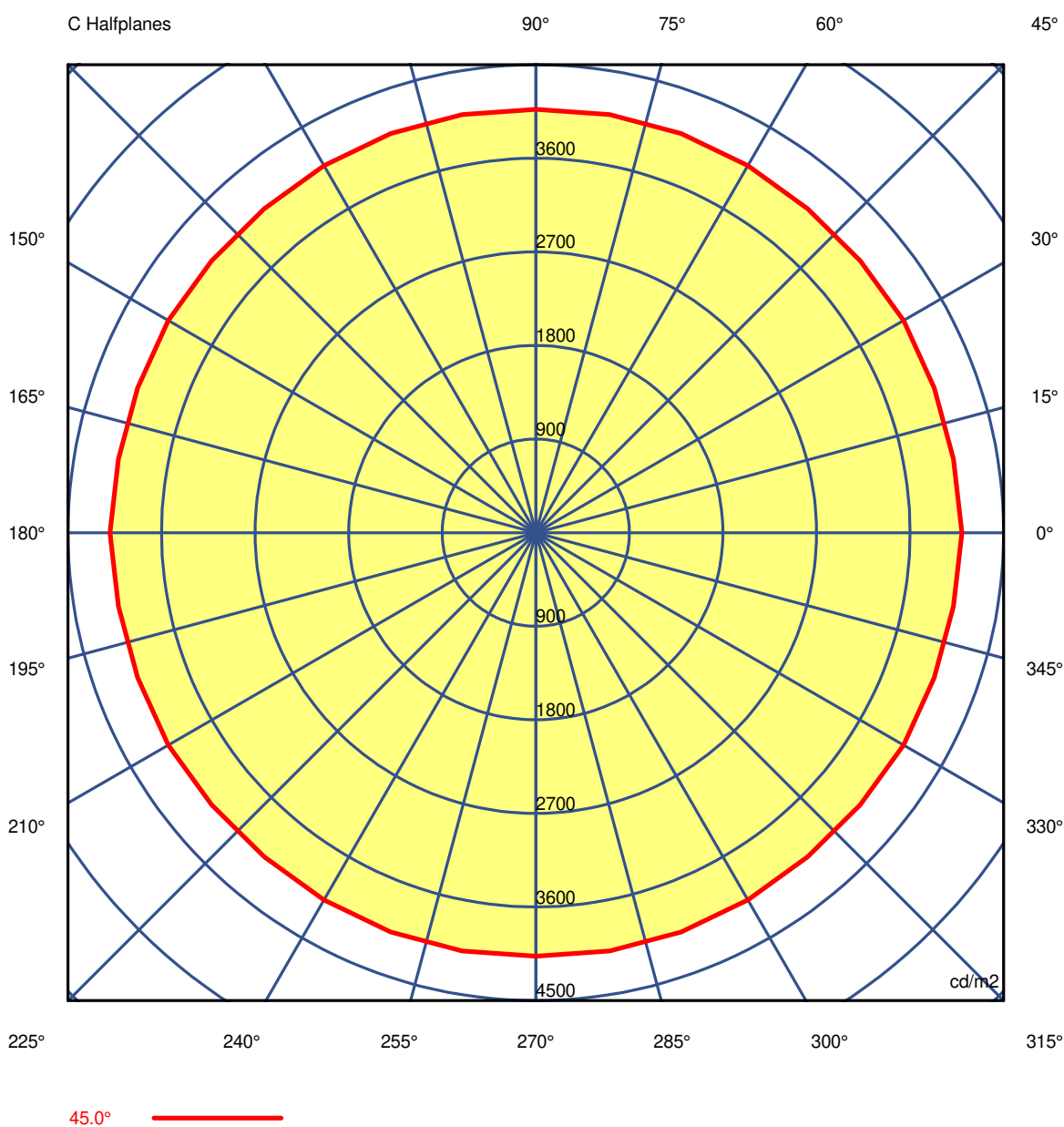
Code 90588L115
Name ROFY 60 D/I D1150 GCONTROL+ K3 840 LO

Measurem.

Code 4/8/2023
Name ROFY 60 D/I D1150 GCONTROL+ K3 840 LO

Luminaire Flux	15387 lm	Luminaire Power	113.9 W	Efficacy	135.059 lm/W	Efficiency	71.58%
Source Flux	21496 lm	Maximum value	263.20 cd/klm	Position	C=0.00 G=0.00	CG Double Symmetrical	

Luminance



Luminaire

Code 90588L115

Name ROFY 60 D/I D1150 GCONTROL+ K3 840 LO

Measurement

Code 4/8/2023

Name ROFY 60 D/I D1150 GCONTROL+ K3 840 LO

Luminaire Flux	15387 lm		Luminaire Power		113.9 W		Efficacy		135.059 lm/W		Efficiency		71.58%	
Source Flux	21496 lm		Maximum value		263.20 cd/klm		Position		C=0.00 G=0.00		CG		Double Symmetrical	
Luminance cd/m2														
Table 1/3														
	C 0.00	C 10.00	C 20.00	C 30.00	C 40.00	C 50.00	C 60.00	C 70.00	C 80.00	C 90.00	C 100.00	C 110.00	C 120.00	
G 0.0	5642	5642	5642	5642	5642	5642	5642	5642	5642	5642	5642	5642	5642	
G 5.0	5580	5580	5582	5586	5587	5585	5584	5584	5583	5578	5583	5584	5584	
G 10.0	5503	5496	5495	5501	5505	5502	5496	5498	5498	5492	5498	5498	5496	
G 15.0	5394	5390	5389	5394	5404	5406	5402	5402	5400	5392	5400	5402	5402	
G 20.0	5268	5259	5258	5266	5277	5289	5297	5293	5282	5268	5282	5293	5297	
G 25.0	5119	5109	5109	5116	5124	5131	5135	5128	5120	5114	5120	5128	5135	
G 30.0	4944	4947	4949	4946	4936	4931	4930	4926	4926	4930	4926	4926	4930	
G 35.0	4733	4746	4750	4738	4714	4695	4689	4692	4701	4713	4701	4692	4689	
G 40.0	4465	4468	4466	4460	4451	4436	4421	4418	4427	4444	4427	4418	4421	
G 45.0	4097	4078	4077	4083	4072	4067	4078	4086	4083	4072	4083	4086	4078	
G 50.0	3448	3261	3235	3346	3422	3429	3430	3493	3504	3424	3504	3493	3430	
G 55.0	2551	2188	2115	2390	2785	2873	2758	2900	2895	2581	2895	2900	2758	
G 60.0	1813	1796	1737	1724	1994	2186	2217	2302	2169	1758	2169	2302	2217	
G 65.0	1397	1579	1548	1431	1558	1759	1893	1945	1766	1372	1766	1945	1893	
G 70.0	1315	1227	1252	1335	1312	1258	1325	1565	1596	1320	1596	1565	1325	
G 75.0	1104	1081	1089	1098	1061	1078	1184	1283	1222	994	1222	1283	1184	
G 80.0	1056	1080	1091	1080	1042	988	968	1030	1057	1008	1057	1030	968	
G 85.0	1010	876	886	963	884	740	669	730	805	834	805	730	669	
G 90.0	783	772	746	716	704	675	627	593	573	560	573	593	627	

Luminaire

Code 90588L115

Name ROFY 60 D/I D1150 GCONTROL+ K3 840 LO

Measurement

Code 4/8/2023

Name ROFY 60 D/I D1150 GCONTROL+ K3 840 LO

Luminaire Flux		15387 lm		Luminaire Power		113.9 W		Efficacy		135.059 lm/W		Efficiency		71.58%	
Source Flux		21496 lm		Maximum value		263.20 cd/klm		Position		C=0.00 G=0.00		CG		Double Symmetrical	
Luminance cd/m2														Table 2/3	
	C 130.00	C 140.00	C 150.00	C 160.00	C 170.00	C 180.00	C 190.00	C 200.00	C 210.00	C 220.00	C 230.00	C 240.00	C 250.00		
G 0.0	5642	5642	5642	5642	5642	5642	5642	5642	5642	5642	5642	5642	5642	5642	5642
G 5.0	5585	5587	5586	5582	5580	5580	5580	5582	5586	5587	5585	5584	5584	5584	5584
G 10.0	5502	5505	5501	5495	5496	5503	5496	5495	5501	5505	5502	5496	5498	5498	5498
G 15.0	5406	5404	5394	5389	5390	5394	5390	5389	5394	5404	5406	5402	5402	5402	5402
G 20.0	5289	5277	5266	5258	5259	5268	5259	5258	5266	5277	5289	5297	5293	5293	5293
G 25.0	5131	5124	5116	5109	5109	5119	5109	5109	5116	5124	5131	5135	5128	5128	5128
G 30.0	4931	4936	4946	4949	4947	4944	4947	4949	4946	4936	4931	4930	4926	4926	4926
G 35.0	4695	4714	4738	4750	4746	4733	4746	4750	4738	4714	4695	4689	4692	4692	4692
G 40.0	4436	4451	4460	4466	4468	4465	4468	4466	4460	4451	4436	4421	4418	4418	4418
G 45.0	4067	4072	4083	4077	4078	4097	4078	4077	4083	4072	4067	4078	4086	4086	4086
G 50.0	3429	3422	3346	3235	3261	3448	3261	3235	3346	3422	3429	3430	3493	3493	3493
G 55.0	2873	2785	2390	2115	2188	2551	2188	2115	2390	2785	2873	2758	2900	2900	2900
G 60.0	2186	1994	1724	1737	1796	1813	1796	1737	1724	1994	2186	2217	2302	2302	2302
G 65.0	1759	1558	1431	1548	1579	1397	1579	1548	1431	1558	1759	1893	1945	1945	1945
G 70.0	1258	1312	1335	1252	1227	1315	1227	1252	1335	1312	1258	1325	1565	1565	1565
G 75.0	1078	1061	1098	1089	1081	1104	1081	1089	1098	1061	1078	1184	1283	1283	1283
G 80.0	988	1042	1080	1091	1080	1056	1080	1091	1080	1042	988	968	1030	1030	1030
G 85.0	740	884	963	886	876	1010	876	886	963	884	740	669	730	730	730
G 90.0	675	704	716	746	772	783	772	746	716	704	675	627	593	593	593

Luminaire

Code 90588L115

Name ROFY 60 D/I D1150 GCONTROL+ K3 840 LO

Measurem.

Code 4/8/2023

Name ROFY 60 D/I D1150 GCONTROL+ K3 840 LO

Luminaire Flux	15387 lm	Luminaire Power	113.9 W	Efficacy	135.059 lm/W	Efficiency	71.58%
Source Flux	21496 lm	Maximum value	263.20 cd/klm	Position	C=0.00 G=0.00	CG	Double Symmetrical

Luminance cd/m2 Table 3/3

	C 260.00	C 270.00	C 280.00	C 290.00	C 300.00	C 310.00	C 320.00	C 330.00	C 340.00	C 350.00
G 0.0	5642	5642	5642	5642	5642	5642	5642	5642	5642	5642
G 5.0	5583	5578	5583	5584	5584	5585	5587	5586	5582	5580
G 10.0	5498	5492	5498	5498	5496	5502	5505	5501	5495	5496
G 15.0	5400	5392	5400	5402	5402	5406	5404	5394	5389	5390
G 20.0	5282	5268	5282	5293	5297	5289	5277	5266	5258	5259
G 25.0	5120	5114	5120	5128	5135	5131	5124	5116	5109	5109
G 30.0	4926	4930	4926	4926	4930	4931	4936	4946	4949	4947
G 35.0	4701	4713	4701	4692	4689	4695	4714	4738	4750	4746
G 40.0	4427	4444	4427	4418	4421	4436	4451	4460	4466	4468
G 45.0	4083	4072	4083	4086	4078	4067	4072	4083	4077	4078
G 50.0	3504	3424	3504	3493	3430	3429	3422	3346	3235	3261
G 55.0	2895	2581	2895	2900	2758	2873	2785	2390	2115	2188
G 60.0	2169	1758	2169	2302	2217	2186	1994	1724	1737	1796
G 65.0	1766	1372	1766	1945	1893	1759	1558	1431	1548	1579
G 70.0	1596	1320	1596	1565	1325	1258	1312	1335	1252	1227
G 75.0	1222	994	1222	1283	1184	1078	1061	1098	1089	1081
G 80.0	1057	1008	1057	1030	968	988	1042	1080	1091	1080
G 85.0	805	834	805	730	669	740	884	963	886	876
G 90.0	573	560	573	593	627	675	704	716	746	772