

**Luminaire**

Code 90588L600  
Name ROFY 60 D/I D0600 GCONTROL+ K3 830 LO

**Measurem.**

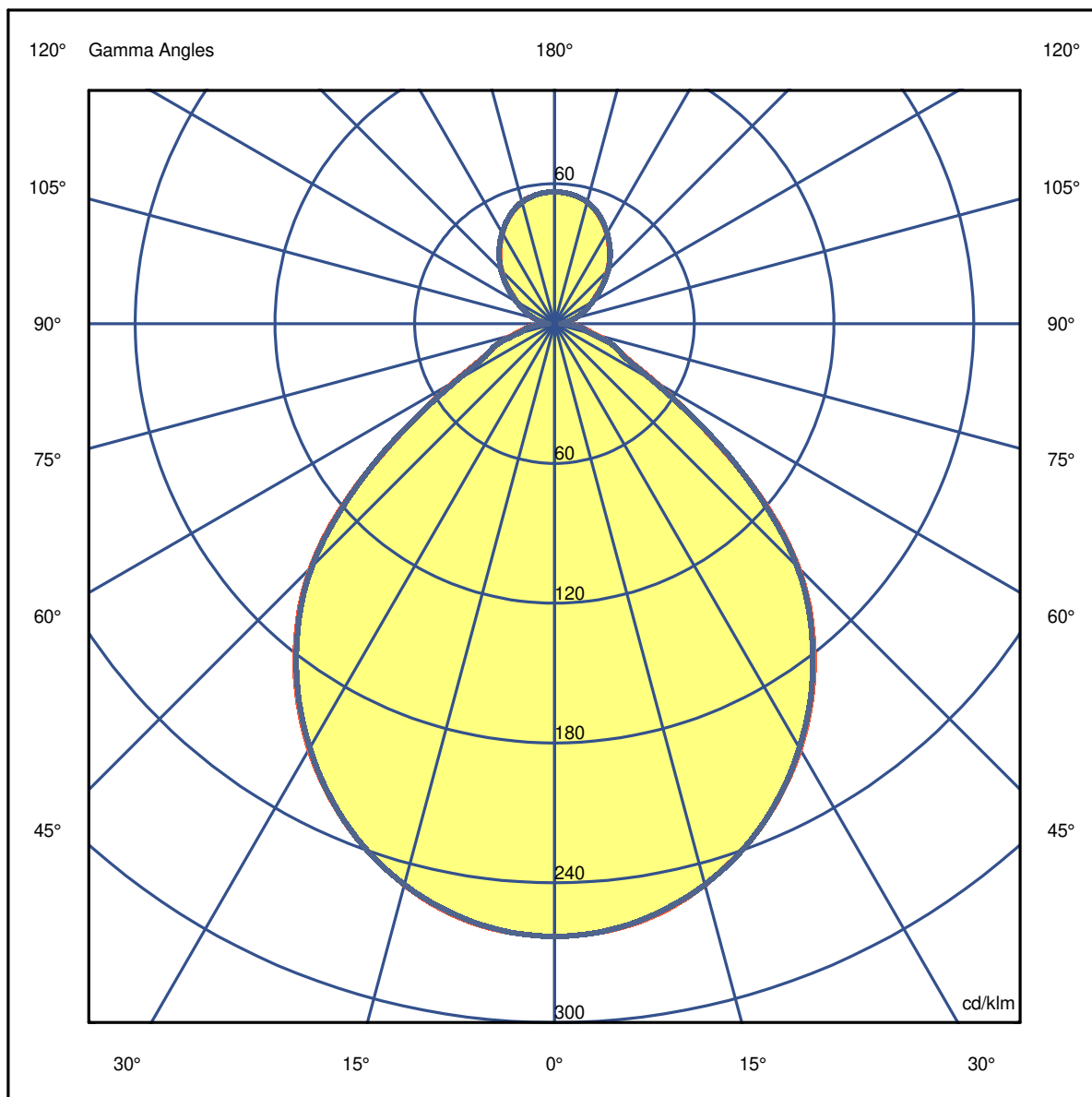
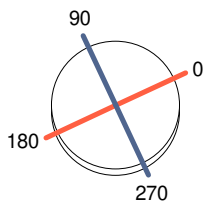
Code 4/8/2023  
Name ROFY 60 D/I D0600 GCONTROL+ K3 830 LO

Luminaire Flux	5122 lm	Luminaire Power	43.3 W	Efficacy	118.409 lm/W	Efficiency	71.58%
Source Flux	7156 lm	Maximum value	263.20 cd/klm	Position	C=0.00 G=0.00	CG	Double Symmetrical

Diam=600mm

C Halfplanes

180.0 ——— 0.0  
270.0 ——— 90.0



**Luminaire**

Code 90588L600  
Name ROFY 60 D/I D0600 GCONTROL+ K3 830 LO

**Measurem.**

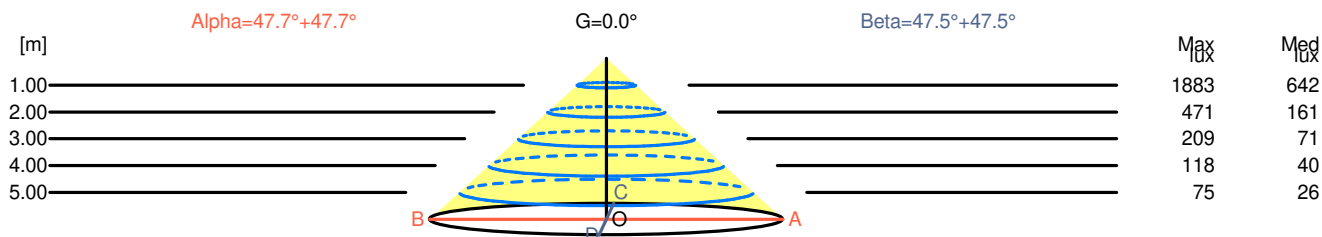
Code 4/8/2023  
Name ROFY 60 D/I D0600 GCONTROL+ K3 830 LO

Luminaire Flux	5122 lm	Luminaire Power	43.3 W	Efficacy	118.409 lm/W	Efficiency	71.58%
Source Flux	7156 lm	Maximum value	263.20 cd/klm	Position	C=0.00 G=0.00	CG	Double Symmetrical

Width at 50.00 % of Max Intensity

H[m]	1.00	2.00	3.00	4.00	5.00	H[m]	1.00	2.00	3.00	4.00	5.00
OA	1.10	2.20	3.29	4.39	5.49	OC	1.09	2.18	3.27	4.37	5.46
OB	1.10	2.20	3.29	4.39	5.49	OD	1.09	2.18	3.27	4.37	5.46

	0	5	15	25	35	45	55	65	75	85
OA	1883.46	1871.29	1783.99	1617.97	1381.11	1059.80	555.31	237.58	129.52	61.54
OB	1883.46	1871.29	1783.99	1617.97	1381.11	1059.80	555.31	237.58	129.52	61.54
OC	1883.46	1870.58	1783.28	1616.54	1375.38	1053.36	561.75	233.29	116.64	50.81
OD	1883.46	1870.58	1783.28	1616.54	1375.38	1053.36	561.75	233.29	116.64	50.81



H[m]	D[m]	Max lux	Med lux	Alpha=47.7°+47.7°	G=0.0	
1.00	2.20	1883	642			
2.00	4.39	471	161			
3.00	6.59	209	71			
4.00	8.78	118	40			
5.00	10.98	75	26			

H[m]	D[m]	Max lux	Med lux	Beta=47.5°+47.5°	G=0.0	
1.00	2.18	1883	642			
2.00	4.37	471	161			
3.00	6.55	209	71			
4.00	8.73	118	40			
5.00	10.92	75	26			

**Luminaire**

Code 90588L600

Name ROFY 60 D/I D0600 GCONTROL+ K3 830 LO

**Measurem.**

Code 4/8/2023

Name ROFY 60 D/I D0600 GCONTROL+ K3 830 LO

Luminaire Flux	5122 lm	Luminaire Power	43.3 W	Efficacy	118.409 lm/W	Efficiency	71.58%
Source Flux	7156 lm	Maximum value	263.20 cd/klm	Position	C=0.00 G=0.00	CG	Double Symmetrical

**UGR**  
S = 0.250

Reflectancies										
Ceiling/Cavity	0.7	0.7	0.5	0.5	0.3	0.7	0.7	0.5	0.5	0.3
Walls	0.5	0.3	0.5	0.3	0.3	0.5	0.3	0.5	0.3	0.3
Working Plane	0.2	0.2	0.2	0.2	0.2	0.2	0.2	0.2	0.2	0.2
Room Dimensions	Lateral View					Viewed Endwise				
x=2H y=2H	14.5	15.4	15.0	15.9	16.5	15.1	16.1	15.7	16.6	17.2
x=2H y=3H	14.9	15.8	15.5	16.3	17.0	15.7	16.5	16.3	17.1	17.7
x=2H y=4H	15.1	15.9	15.7	16.4	17.1	15.8	16.6	16.4	17.2	17.9
x=2H y=6H	15.2	16.0	15.9	16.6	17.2	15.9	16.7	16.6	17.3	18.0
x=2H y=8H	15.3	16.0	15.9	16.6	17.3	16.0	16.7	16.6	17.3	18.0
x=2H y=12H	15.3	16.0	16.0	16.6	17.4	16.0	16.6	16.6	17.3	18.0
x=4H y=2H	14.7	15.5	15.3	16.0	16.7	15.2	16.0	15.8	16.6	17.3
x=4H y=3H	15.3	15.9	15.9	16.5	17.3	15.9	16.6	16.6	17.2	18.0
x=4H y=4H	15.5	16.1	16.2	16.8	17.5	16.2	16.8	16.9	17.5	18.2
x=4H y=6H	15.8	16.3	16.5	17.0	17.8	16.4	16.9	17.1	17.6	18.4
x=4H y=8H	15.9	16.4	16.6	17.0	17.9	16.5	16.9	17.2	17.6	18.4
x=4H y=12H	16.0	16.4	16.7	17.1	17.9	16.5	16.9	17.2	17.6	18.5
x=8H y=4H	15.6	16.0	16.3	16.7	17.5	16.2	16.7	16.9	17.4	18.2
x=8H y=6H	15.9	16.3	16.7	17.0	17.9	16.5	16.9	17.2	17.6	18.4
x=8H y=8H	16.1	16.4	16.9	17.2	18.0	16.6	16.9	17.4	17.7	18.5
x=8H y=12H	16.3	16.5	17.0	17.3	18.2	16.7	17.0	17.4	17.7	18.6
x=12H y=4H	15.5	16.0	16.3	16.7	17.5	16.2	16.6	16.9	17.3	18.1
x=12H y=6H	15.9	16.3	16.7	17.0	17.9	16.5	16.8	17.2	17.5	18.4
x=12H y=8H	16.2	16.4	16.9	17.2	18.1	16.6	16.9	17.4	17.7	18.6

**Luminaire**

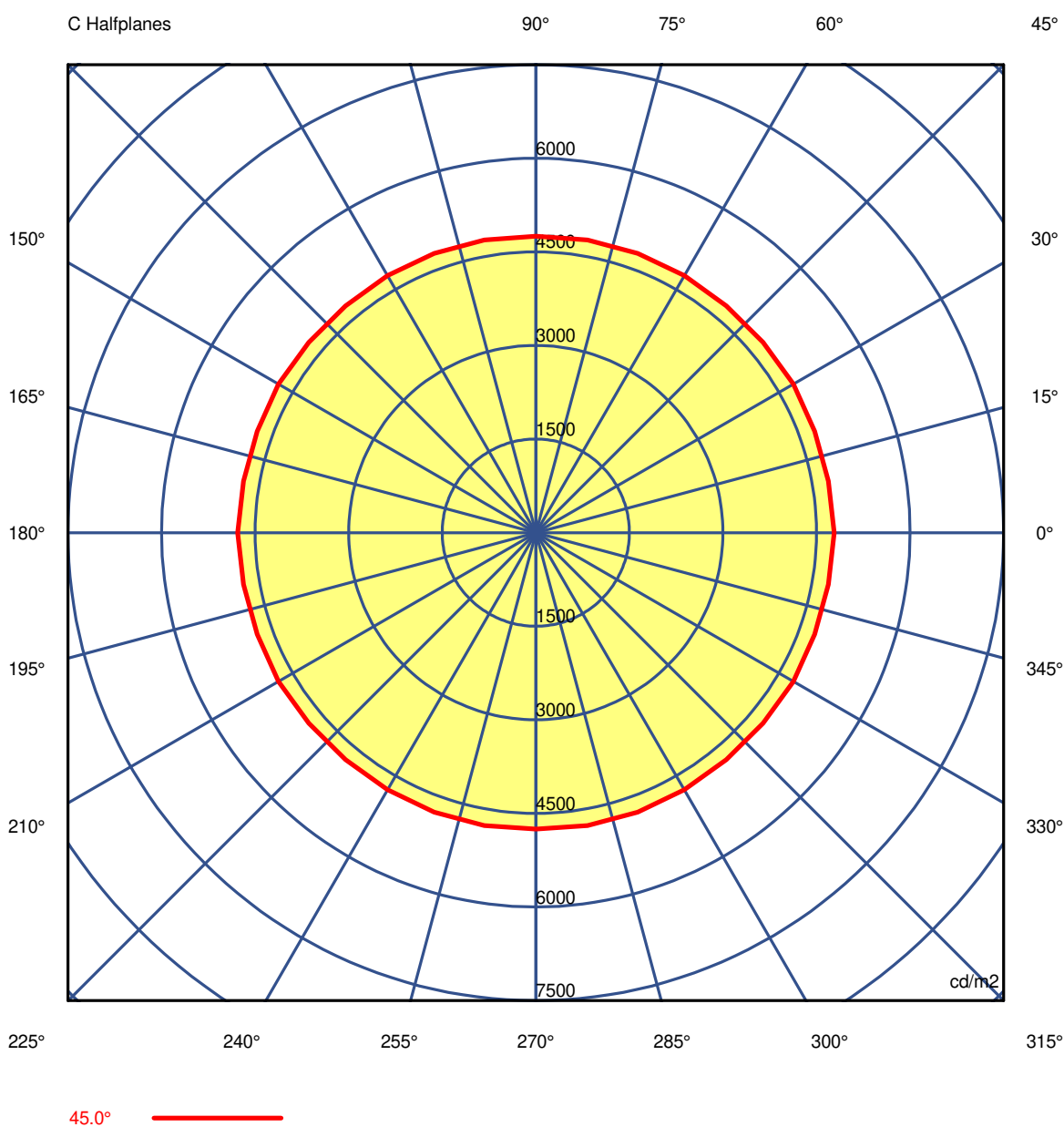
Code 90588L600  
Name ROFY 60 D/I D0600 GCONTROL+ K3 830 LO

**Measurem.**

Code 4/8/2023  
Name ROFY 60 D/I D0600 GCONTROL+ K3 830 LO

Luminaire Flux	5122 lm	Luminaire Power	43.3 W	Efficacy	118.409 lm/W	Efficiency	71.58%
Source Flux	7156 lm	Maximum value	263.20 cd/klm	Position	C=0.00 G=0.00	CG Double Symmetrical	

Luminance



**Luminaire**

Code 90588L600

Name ROFY 60 D/I D0600 GCONTROL+ K3 830 LO

**Measurement**

Code 4/8/2023

Name ROFY 60 D/I D0600 GCONTROL+ K3 830 LO

Luminaire Flux		5122 lm		Luminaire Power		43.3 W		Efficacy		118.409 lm/W		Efficiency		71.58%	
Source Flux		7156 lm		Maximum value		263.20 cd/klm		Position		C=0.00 G=0.00		CG		Double Symmetrical	
Luminance cd/m2														Table 1/3	
		C 0.00	C 10.00	C 20.00	C 30.00	C 40.00	C 50.00	C 60.00	C 70.00	C 80.00	C 90.00	C 100.00	C 110.00	C 120.00	
G 0.0	7129	7129	7129	7129	7129	7129	7129	7129	7129	7129	7129	7129	7129	7129	7129
G 5.0	6996	6996	6998	7004	7004	7004	7002	7001	7001	6999	6993	6999	7001	7001	7001
G 10.0	6846	6837	6836	6843	6849	6845	6838	6838	6839	6839	6832	6839	6839	6839	6838
G 15.0	6658	6653	6652	6658	6670	6673	6668	6668	6665	6665	6655	6665	6668	6668	6668
G 20.0	6451	6439	6438	6448	6462	6477	6486	6481	6467	6451	6467	6481	6481	6486	6486
G 25.0	6216	6205	6204	6213	6223	6231	6235	6227	6217	6211	6217	6227	6227	6235	6235
G 30.0	5952	5956	5958	5954	5942	5935	5935	5930	5930	5935	5930	5930	5930	5935	5935
G 35.0	5644	5660	5664	5650	5622	5599	5591	5595	5606	5621	5606	5595	5595	5591	5591
G 40.0	5270	5273	5272	5264	5254	5236	5218	5214	5226	5246	5226	5214	5218	5218	5218
G 45.0	4781	4759	4758	4765	4751	4746	4758	4767	4765	4752	4765	4767	4758	4758	4758
G 50.0	3971	3756	3726	3854	3941	3950	3950	4023	4035	3943	4035	4023	3950	3950	3950
G 55.0	2893	2482	2399	2711	3159	3259	3128	3289	3283	2927	3283	3289	3128	3128	3128
G 60.0	2018	1999	1933	1920	2220	2433	2469	2563	2415	1957	2415	2563	2469	2469	2469
G 65.0	1520	1718	1684	1556	1695	1914	2060	2116	1921	1492	1921	2116	2060	2060	2060
G 70.0	1387	1295	1321	1408	1384	1327	1398	1652	1684	1393	1684	1652	1398	1398	1398
G 75.0	1117	1093	1101	1110	1073	1090	1197	1298	1235	1006	1235	1298	1197	1197	1197
G 80.0	1000	1023	1034	1023	987	936	917	975	1001	955	1001	975	917	917	917
G 85.0	853	740	749	813	747	625	565	617	680	704	680	617	565	565	565
G 90.0	508	500	484	464	456	438	406	385	372	363	372	385	406	406	406

**Luminaire**

Code 90588L600

Name ROFY 60 D/I D0600 GCONTROL+ K3 830 LO

**Measurement**

Code 4/8/2023

Name ROFY 60 D/I D0600 GCONTROL+ K3 830 LO

Luminaire Flux	5122 lm		Luminaire Power		43.3 W		Efficacy		118.409 lm/W		Efficiency		71.58%	
Source Flux	7156 lm		Maximum value		263.20 cd/klm		Position		C=0.00 G=0.00		CG		Double Symmetrical	
Luminance cd/m2														
Table 2/3														
	C 130.00	C 140.00	C 150.00	C 160.00	C 170.00	C 180.00	C 190.00	C 200.00	C 210.00	C 220.00	C 230.00	C 240.00	C 250.00	
G 0.0	7129	7129	7129	7129	7129	7129	7129	7129	7129	7129	7129	7129	7129	
G 5.0	7002	7004	7004	6998	6996	6996	6996	6998	7004	7004	7002	7001	7001	
G 10.0	6845	6849	6843	6836	6837	6846	6837	6836	6843	6849	6845	6838	6839	
G 15.0	6673	6670	6658	6652	6653	6658	6653	6652	6658	6670	6673	6668	6668	
G 20.0	6477	6462	6448	6438	6439	6451	6439	6438	6448	6462	6477	6486	6481	
G 25.0	6231	6223	6213	6204	6205	6216	6205	6204	6213	6223	6231	6235	6227	
G 30.0	5935	5942	5954	5958	5956	5952	5956	5958	5954	5942	5935	5935	5930	
G 35.0	5599	5622	5650	5664	5660	5644	5660	5664	5650	5622	5599	5591	5595	
G 40.0	5236	5254	5264	5272	5273	5270	5273	5272	5264	5254	5236	5218	5214	
G 45.0	4746	4751	4765	4758	4759	4781	4759	4758	4765	4751	4746	4758	4767	
G 50.0	3950	3941	3854	3726	3756	3971	3756	3726	3854	3941	3950	3950	4023	
G 55.0	3259	3159	2711	2399	2482	2893	2482	2399	2711	3159	3259	3128	3289	
G 60.0	2433	2220	1920	1933	1999	2018	1999	1933	1920	2220	2433	2469	2563	
G 65.0	1914	1695	1556	1684	1718	1520	1718	1684	1556	1695	1914	2060	2116	
G 70.0	1327	1384	1408	1321	1295	1387	1295	1321	1408	1384	1327	1398	1652	
G 75.0	1090	1073	1110	1101	1093	1117	1093	1101	1110	1073	1090	1197	1298	
G 80.0	936	987	1023	1034	1023	1000	1023	1034	1023	987	936	917	975	
G 85.0	625	747	813	749	740	853	740	749	813	747	625	565	617	
G 90.0	438	456	464	484	500	508	500	484	464	456	438	406	385	

**Luminaire**

Code 90588L600

Name ROFY 60 D/I D0600 GCONTROL+ K3 830 LO

**Measurem.**

Code 4/8/2023

Name ROFY 60 D/I D0600 GCONTROL+ K3 830 LO

Luminaire Flux	5122 lm	Luminaire Power	43.3 W	Efficacy	118.409 lm/W	Efficiency	71.58%
Source Flux	7156 lm	Maximum value	263.20 cd/klm	Position	C=0.00 G=0.00	CG	Double Symmetrical

**Luminance cd/m2 Table 3/3**

	C 260.00	C 270.00	C 280.00	C 290.00	C 300.00	C 310.00	C 320.00	C 330.00	C 340.00	C 350.00
G 0.0	7129	7129	7129	7129	7129	7129	7129	7129	7129	7129
G 5.0	6999	6993	6999	7001	7001	7002	7004	7004	6998	6996
G 10.0	6839	6832	6839	6839	6838	6845	6849	6843	6836	6837
G 15.0	6665	6655	6665	6668	6668	6673	6670	6658	6652	6653
G 20.0	6467	6451	6467	6481	6486	6477	6462	6448	6438	6439
G 25.0	6217	6211	6217	6227	6235	6231	6223	6213	6204	6205
G 30.0	5930	5935	5930	5930	5935	5935	5942	5954	5958	5956
G 35.0	5606	5621	5606	5595	5591	5599	5622	5650	5664	5660
G 40.0	5226	5246	5226	5214	5218	5236	5254	5264	5272	5273
G 45.0	4765	4752	4765	4767	4758	4746	4751	4765	4758	4759
G 50.0	4035	3943	4035	4023	3950	3950	3941	3854	3726	3756
G 55.0	3283	2927	3283	3289	3128	3259	3159	2711	2399	2482
G 60.0	2415	1957	2415	2563	2469	2433	2220	1920	1933	1999
G 65.0	1921	1492	1921	2116	2060	1914	1695	1556	1684	1718
G 70.0	1684	1393	1684	1652	1398	1327	1384	1408	1321	1295
G 75.0	1235	1006	1235	1298	1197	1090	1073	1110	1101	1093
G 80.0	1001	955	1001	975	917	936	987	1023	1034	1023
G 85.0	680	704	680	617	565	625	747	813	749	740
G 90.0	372	363	372	385	406	438	456	464	484	500