

**Luminaire**

Code 90589L400

Name ROFY 60 D/I D0400 LIGHT+ 840 HO

**Measurem.**

Code 26/7/2023

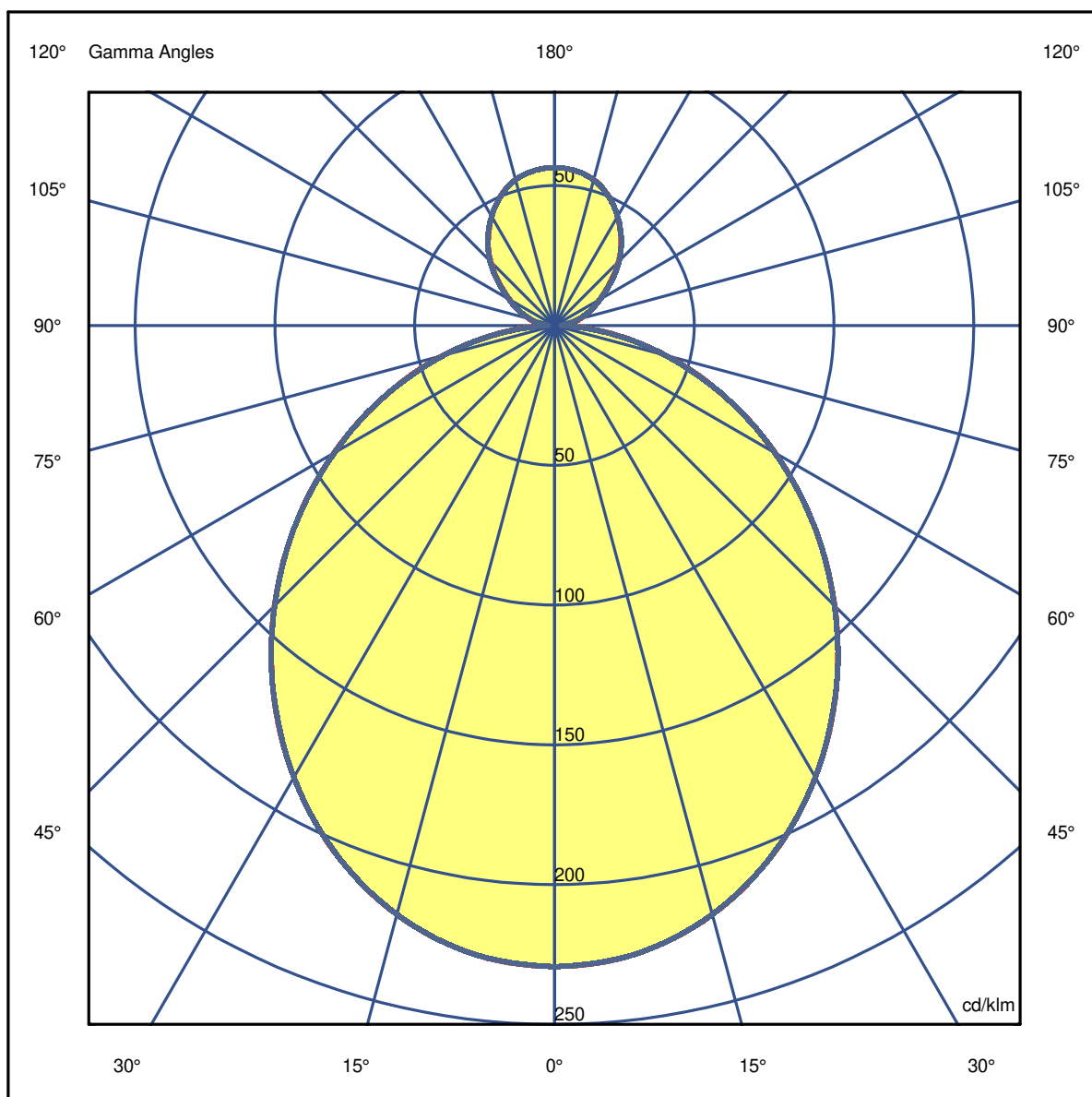
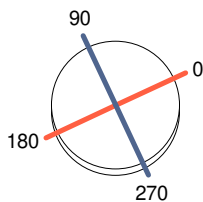
Name ROFY 60 D/I D0400 LIGHT+ 840 HO

Luminaire Flux	4260 lm	Luminaire Power	31.7 W	Efficacy	134.216 lm/W	Efficiency	76.33%
Source Flux	5581 lm	Maximum value	229.30 cd/klm	Position	C=0.00 G=0.00	CG	Double Symmetrical

Diam=400mm

C Halfplanes

180.0 ——— 0.0  
270.0 ——— 90.0



**Luminaire**

Code 90589L400  
Name ROFY 60 D/I D0400 LIGHT+ 840 HO

**Measurem.**

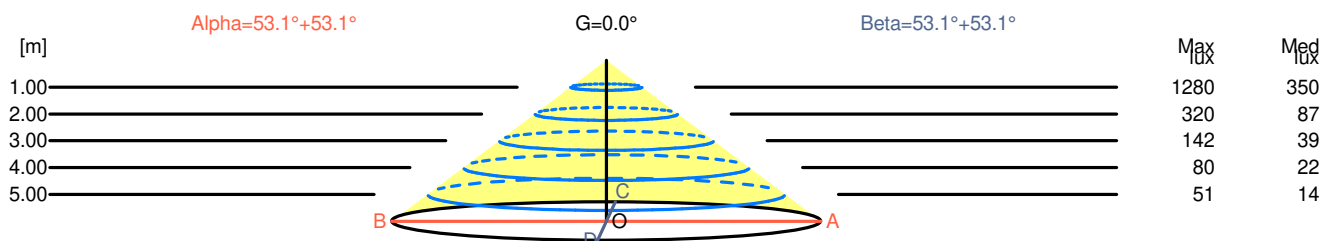
Code 26/7/2023  
Name ROFY 60 D/I D0400 LIGHT+ 840 HO

Luminaire Flux	4260 lm	Luminaire Power	31.7 W	Efficacy	134.216 lm/W	Efficiency	76.33%
Source Flux	5581 lm	Maximum value	229.30 cd/klm	Position	C=0.00 G=0.00	CG	Double Symmetrical

Width at 50.00 % of Max Intensity

H[m]	1.00	2.00	3.00	4.00	5.00	H[m]	1.00	2.00	3.00	4.00	5.00
OA	1.33	2.67	4.00	5.33	6.67	OC	1.33	2.67	4.00	5.33	6.66
OB	1.33	2.67	4.00	5.33	6.67	OD	1.33	2.67	4.00	5.33	6.66

	0	5	15	25	35	45	55	65	75	85
OA	1279.72	1273.03	1217.22	1110.62	964.40	791.39	604.42	412.99	229.38	69.20
OB	1279.72	1273.03	1217.22	1110.62	964.40	791.39	604.42	412.99	229.38	69.20
OC	1279.72	1272.47	1216.66	1110.06	963.28	790.27	603.86	413.55	228.26	61.39
OD	1279.72	1272.47	1216.66	1110.06	963.28	790.27	603.86	413.55	228.26	61.39



H[m]	D[m]	Max lux	Med lux	Alpha=53.1°+53.1°	G=0.0
1.00	2.67	1280	350		
2.00	5.33	320	87		
3.00	8.00	142	39		
4.00	10.67	80	22		
5.00	13.33	51	14		

H[m]	D[m]	Max lux	Med lux	Beta=53.1°+53.1°	G=0.0
1.00	2.67	1280	350		
2.00	5.33	320	87		
3.00	8.00	142	39		
4.00	10.66	80	22		
5.00	13.33	51	14		

**Luminaire**

Code 90589L400

Name ROFY 60 D/I D0400 LIGHT+ 840 HO

**Measurem.**

Code 26/7/2023

Name ROFY 60 D/I D0400 LIGHT+ 840 HO

Luminaire Flux	4260 lm	Luminaire Power	31.7 W	Efficacy	134.216 lm/W	Efficiency	76.33%
Source Flux	5581 lm	Maximum value	229.30 cd/klm	Position	C=0.00 G=0.00	CG	Double Symmetrical

**UGR**  
S = 0.250

Reflectancies										
Ceiling/Cavity	0.7	0.7	0.5	0.5	0.3	0.7	0.7	0.5	0.5	0.3
Walls	0.5	0.3	0.5	0.3	0.3	0.5	0.3	0.5	0.3	0.3
Working Plane	0.2	0.2	0.2	0.2	0.2	0.2	0.2	0.2	0.2	0.2
Room Dimensions	Lateral View					Viewed Endwise				
x=2H y=2H	17.9	19.0	18.5	19.5	20.1	18.0	19.0	18.5	19.6	20.2
x=2H y=3H	19.2	20.2	19.8	20.7	21.4	19.2	20.2	19.8	20.7	21.4
x=2H y=4H	19.7	20.6	20.3	21.2	21.8	19.7	20.6	20.3	21.2	21.8
x=2H y=6H	20.0	20.8	20.6	21.4	22.1	20.0	20.8	20.6	21.4	22.1
x=2H y=8H	20.0	20.8	20.7	21.4	22.1	20.0	20.8	20.6	21.4	22.1
x=2H y=12H	20.0	20.8	20.7	21.4	22.1	20.0	20.8	20.7	21.4	22.1
x=4H y=2H	18.5	19.4	19.1	20.0	20.6	18.5	19.4	19.1	20.0	20.6
x=4H y=3H	19.9	20.6	20.5	21.3	22.0	19.9	20.6	20.5	21.3	22.0
x=4H y=4H	20.5	21.1	21.1	21.8	22.5	20.5	21.1	21.1	21.8	22.5
x=4H y=6H	20.8	21.4	21.5	22.1	22.9	20.8	21.4	21.5	22.1	22.9
x=4H y=8H	21.0	21.5	21.7	22.2	23.0	20.9	21.5	21.6	22.2	23.0
x=4H y=12H	21.0	21.5	21.7	22.2	23.0	21.0	21.5	21.7	22.2	23.0
x=8H y=4H	20.6	21.2	21.3	21.9	22.6	20.6	21.2	21.3	21.9	22.6
x=8H y=6H	21.1	21.6	21.8	22.3	23.1	21.1	21.6	21.8	22.3	23.1
x=8H y=8H	21.3	21.7	22.0	22.4	23.2	21.3	21.6	22.0	22.4	23.2
x=8H y=12H	21.4	21.7	22.2	22.5	23.3	21.3	21.7	22.1	22.4	23.3
x=12H y=4H	20.6	21.1	21.3	21.8	22.6	20.6	21.1	21.3	21.8	22.6
x=12H y=6H	21.1	21.5	21.9	22.2	23.1	21.1	21.5	21.9	22.2	23.1
x=12H y=8H	21.3	21.7	22.1	22.4	23.3	21.3	21.6	22.1	22.4	23.3

**Luminaire**

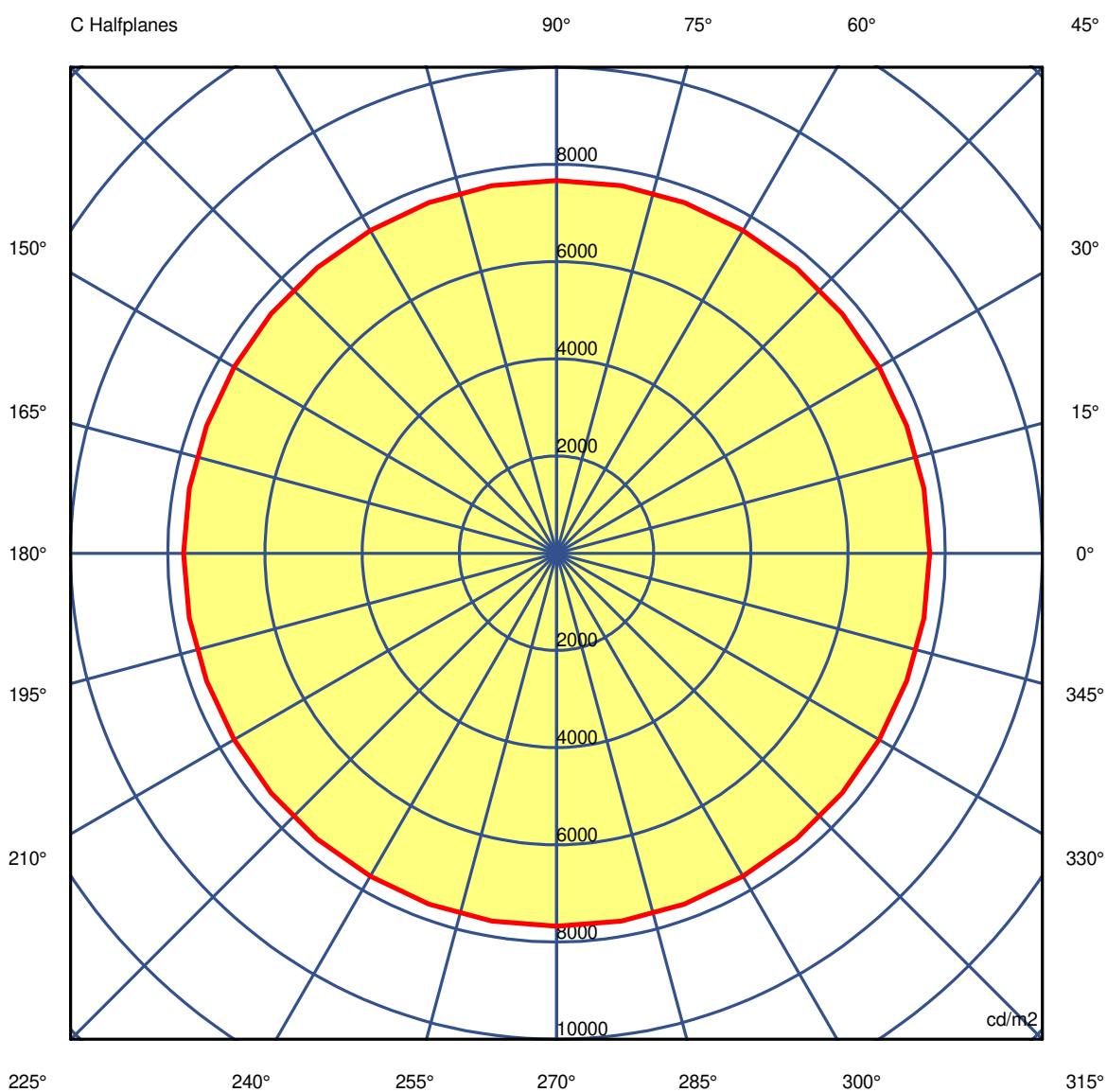
Code 90589L400  
Name ROFY 60 D/I D0400 LIGHT+ 840 HO

**Measurem.**

Code 26/7/2023  
Name ROFY 60 D/I D0400 LIGHT+ 840 HO

Luminaire Flux	4260 lm	Luminaire Power	31.7 W	Efficacy	134.216 lm/W	Efficiency	76.33%
Source Flux	5581 lm	Maximum value	229.30 cd/klm	Position	C=0.00 G=0.00	CG Double Symmetrical	

Luminance



45.0°

**Luminaire**

Code 90589L400

Name ROFY 60 D/I D0400 LIGHT+ 840 HO

**Measurem.**

Code 26/7/2023

Name ROFY 60 D/I D0400 LIGHT+ 840 HO

Luminaire Flux	4260 lm		Luminaire Power		31.7 W		Efficacy		134.216 lm/W		Efficiency		76.33%	
Source Flux	5581 lm		Maximum value		229.30 cd/klm		Position		C=0.00 G=0.00		CG		Double Symmetrical	
Luminance cd/m2														
Table 1/3														
	C 0.00	C 10.00	C 20.00	C 30.00	C 40.00	C 50.00	C 60.00	C 70.00	C 80.00	C 90.00	C 100.00	C 110.00	C 120.00	
G 0.0	11284	11284	11284	11284	11284	11284	11284	11284	11284	11284	11284	11284	11284	
G 5.0	10994	10989	10990	10994	10994	10994	10994	10994	10993	10989	10993	10994	10994	
G 10.0	10672	10669	10667	10667	10671	10672	10672	10676	10676	10672	10676	10676	10672	
G 15.0	10324	10319	10320	10324	10325	10322	10319	10322	10323	10319	10323	10322	10319	
G 20.0	9941	9941	9941	9941	9941	9939	9936	9939	9941	9941	9941	9939	9936	
G 25.0	9538	9531	9528	9529	9533	9532	9529	9535	9539	9534	9539	9535	9529	
G 30.0	9106	9102	9101	9101	9101	9101	9101	9104	9106	9106	9106	9104	9101	
G 35.0	8655	8647	8644	8645	8649	8648	8645	8648	8650	8645	8650	8648	8645	
G 40.0	8171	8163	8162	8166	8166	8166	8166	8169	8173	8177	8173	8169	8166	
G 45.0	7681	7673	7667	7665	7669	7670	7670	7682	7685	7670	7685	7682	7670	
G 50.0	7156	7136	7138	7150	7144	7139	7145	7149	7152	7156	7152	7149	7145	
G 55.0	6605	6592	6584	6581	6579	6585	6593	6593	6594	6599	6594	6593	6593	
G 60.0	6004	5995	5988	5984	5980	5978	5984	5999	6005	5998	6005	5999	5984	
G 65.0	5349	5340	5329	5321	5319	5322	5328	5337	5347	5357	5347	5337	5328	
G 70.0	4625	4601	4589	4585	4578	4578	4585	4590	4597	4609	4597	4590	4585	
G 75.0	3788	3760	3747	3742	3729	3723	3733	3752	3766	3770	3766	3752	3733	
G 80.0	2796	2791	2775	2752	2738	2721	2709	2721	2739	2752	2739	2721	2709	
G 85.0	1645	1608	1579	1552	1510	1463	1433	1438	1452	1460	1452	1438	1433	
G 90.0	657	645	634	622	601	572	536	500	471	449	471	500	536	

**Luminaire**

Code 90589L400

Name ROFY 60 D/I D0400 LIGHT+ 840 HO

**Measurem.**

Code 26/7/2023

Name ROFY 60 D/I D0400 LIGHT+ 840 HO

Luminaire Flux	4260 lm		Luminaire Power		31.7 W		Efficacy		134.216 lm/W		Efficiency		76.33%	
Source Flux	5581 lm		Maximum value		229.30 cd/klm		Position		C=0.00 G=0.00		CG		Double Symmetrical	
Luminance cd/m2														
Table 2/3														
	C 130.00	C 140.00	C 150.00	C 160.00	C 170.00	C 180.00	C 190.00	C 200.00	C 210.00	C 220.00	C 230.00	C 240.00	C 250.00	
G 0.0	11284	11284	11284	11284	11284	11284	11284	11284	11284	11284	11284	11284	11284	
G 5.0	10994	10994	10994	10990	10989	10994	10989	10990	10994	10994	10994	10994	10994	
G 10.0	10672	10671	10667	10667	10669	10672	10669	10667	10667	10671	10672	10672	10676	
G 15.0	10322	10325	10324	10320	10319	10324	10319	10320	10324	10325	10322	10319	10322	
G 20.0	9939	9941	9941	9941	9941	9941	9941	9941	9941	9941	9939	9936	9939	
G 25.0	9532	9533	9529	9528	9531	9538	9531	9528	9529	9533	9532	9529	9535	
G 30.0	9101	9101	9101	9101	9102	9106	9102	9101	9101	9101	9101	9101	9104	
G 35.0	8648	8649	8645	8644	8647	8655	8647	8644	8645	8649	8648	8645	8648	
G 40.0	8166	8166	8166	8162	8163	8171	8163	8162	8166	8166	8166	8166	8169	
G 45.0	7670	7669	7665	7667	7673	7681	7673	7667	7665	7669	7670	7670	7682	
G 50.0	7139	7144	7150	7138	7136	7156	7136	7138	7150	7144	7139	7145	7149	
G 55.0	6585	6579	6581	6584	6592	6605	6592	6584	6581	6579	6585	6593	6593	
G 60.0	5978	5980	5984	5988	5995	6004	5995	5988	5984	5980	5978	5984	5999	
G 65.0	5322	5319	5321	5329	5340	5349	5340	5329	5321	5319	5322	5328	5337	
G 70.0	4578	4578	4585	4589	4601	4625	4601	4589	4585	4578	4578	4585	4590	
G 75.0	3723	3729	3742	3747	3760	3788	3760	3747	3742	3729	3723	3733	3752	
G 80.0	2721	2738	2752	2775	2791	2796	2791	2775	2752	2738	2721	2709	2721	
G 85.0	1463	1510	1552	1579	1608	1645	1608	1579	1552	1510	1463	1433	1438	
G 90.0	572	601	622	634	645	657	645	634	622	601	572	536	500	

**Luminaire**

Code 90589L400

Name ROFY 60 D/I D0400 LIGHT+ 840 HO

**Measurem.**

Code 26/7/2023

Name ROFY 60 D/I D0400 LIGHT+ 840 HO

Luminaire Flux	4260 lm	Luminaire Power	31.7 W	Efficacy	134.216 lm/W	Efficiency	76.33%
Source Flux	5581 lm	Maximum value	229.30 cd/klm	Position	C=0.00 G=0.00	CG	Double Symmetrical

**Luminance cd/m2 Table 3/3**

	C 260.00	C 270.00	C 280.00	C 290.00	C 300.00	C 310.00	C 320.00	C 330.00	C 340.00	C 350.00
G 0.0	11284	11284	11284	11284	11284	11284	11284	11284	11284	11284
G 5.0	10993	10989	10993	10994	10994	10994	10994	10994	10990	10989
G 10.0	10676	10672	10676	10676	10672	10672	10671	10667	10667	10669
G 15.0	10323	10319	10323	10322	10319	10322	10325	10324	10320	10319
G 20.0	9941	9941	9941	9939	9936	9939	9941	9941	9941	9941
G 25.0	9539	9534	9539	9535	9529	9532	9533	9529	9528	9531
G 30.0	9106	9106	9106	9104	9101	9101	9101	9101	9101	9102
G 35.0	8650	8645	8650	8648	8645	8648	8649	8645	8644	8647
G 40.0	8173	8177	8173	8169	8166	8166	8166	8166	8162	8163
G 45.0	7685	7670	7685	7682	7670	7670	7669	7665	7667	7673
G 50.0	7152	7156	7152	7149	7145	7139	7144	7150	7138	7136
G 55.0	6594	6599	6594	6593	6593	6585	6579	6581	6584	6592
G 60.0	6005	5998	6005	5999	5984	5978	5980	5984	5988	5995
G 65.0	5347	5357	5347	5337	5328	5322	5319	5321	5329	5340
G 70.0	4597	4609	4597	4590	4585	4578	4578	4585	4589	4601
G 75.0	3766	3770	3766	3752	3733	3723	3729	3742	3747	3760
G 80.0	2739	2752	2739	2721	2709	2721	2738	2752	2775	2791
G 85.0	1452	1460	1452	1438	1433	1463	1510	1552	1579	1608
G 90.0	471	449	471	500	536	572	601	622	634	645