

Luminaire

Code 90590L900

Name ROFY 60 D/I D0900 LIGHT+ K3 830 LO

Measurem.

Code 4/8/2023

Name ROFY 60 D/I D0900 LIGHT+ K3 830 LO

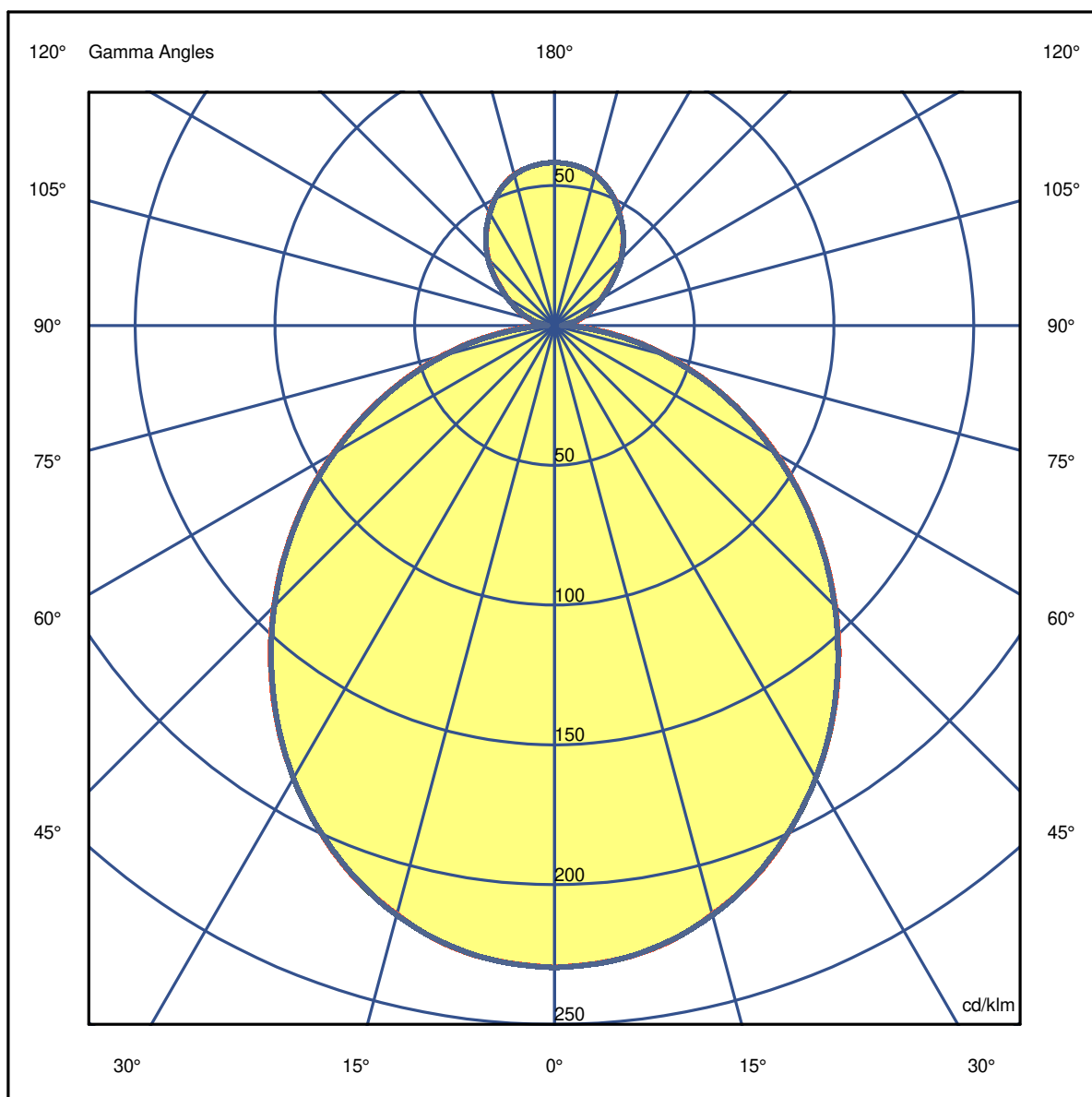
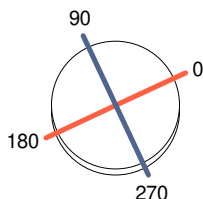
Luminaire Flux	9564 lm	Luminaire Power	67.7 W	Efficacy	141.194 lm/W	Efficiency	76.86%
Source Flux	12444 lm	Maximum value	229.60 cd/klm	Position	C=0.00 G=0.00	CG	Double Symmetrical

Diam=900mm

C Halfplanes

180.0 ————— 0.0

270.0 ————— 90.0



Luminaire

Code 90590L900
Name ROFY 60 D/I D0900 LIGHT+ K3 830 LO

Measurem.

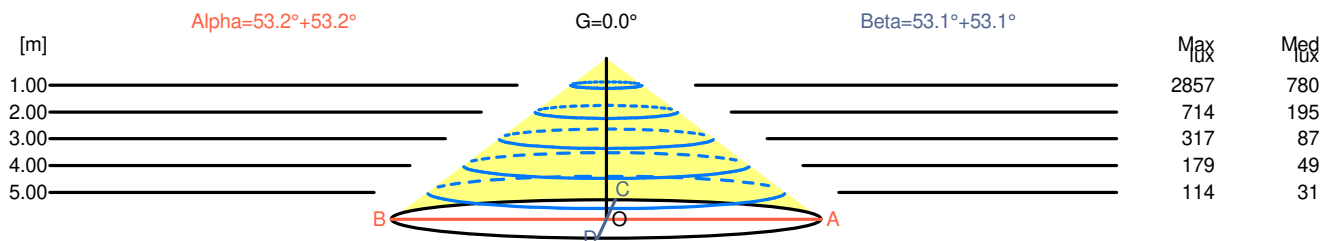
Code 4/8/2023
Name ROFY 60 D/I D0900 LIGHT+ K3 830 LO

Luminaire Flux	9564 lm	Luminaire Power	67.7 W	Efficacy	141.194 lm/W	Efficiency	76.86%
Source Flux	12444 lm	Maximum value	229.60 cd/klm	Position	C=0.00 G=0.00	CG	Double Symmetrical

Width at 50.00 % of Max Intensity

H[m]	1.00	2.00	3.00	4.00	5.00	H[m]	1.00	2.00	3.00	4.00	5.00
OA	1.34	2.67	4.01	5.34	6.68	OC	1.33	2.66	3.99	5.33	6.66
OB	1.34	2.67	4.01	5.34	6.68	OD	1.33	2.66	3.99	5.33	6.66

	0	5	15	25	35	45	55	65	75	85
OA	2857.14	2839.72	2714.04	2478.84	2154.06	1768.29	1351.42	925.83	515.18	154.31
OB	2857.14	2839.72	2714.04	2478.84	2154.06	1768.29	1351.42	925.83	515.18	154.31
OC	2857.14	2840.97	2716.53	2477.60	2151.57	1764.56	1347.69	918.37	506.47	134.40
OD	2857.14	2840.97	2716.53	2477.60	2151.57	1764.56	1347.69	918.37	506.47	134.40



H[m]	D[m]	Max lux	Med lux	Alpha=53.2°+53.2°	G=0.0
1.00	2.67	2857	780		
2.00	5.34	714	195		
3.00	8.01	317	87		
4.00	10.68	179	49		
5.00	13.35	114	31		

H[m]	D[m]	Max lux	Med lux	Beta=53.1°+53.1°	G=0.0
1.00	2.66	2857	780		
2.00	5.33	714	195		
3.00	7.99	317	87		
4.00	10.65	179	49		
5.00	13.32	114	31		

Luminaire

Code 90590L900

Name ROFY 60 D/I D0900 LIGHT+ K3 830 LO

Measurem.

Code 4/8/2023

Name ROFY 60 D/I D0900 LIGHT+ K3 830 LO

Luminaire Flux	9564 lm	Luminaire Power	67.7 W	Efficacy	141.194 lm/W	Efficiency	76.86%
Source Flux	12444 lm	Maximum value	229.60 cd/klm	Position	C=0.00 G=0.00	CG	Double Symmetrical

UGR
S = 0.250

Reflectancies										
Ceiling/Cavity	0.7	0.7	0.5	0.5	0.3	0.7	0.7	0.5	0.5	0.3
Walls	0.5	0.3	0.5	0.3	0.3	0.5	0.3	0.5	0.3	0.3
Working Plane	0.2	0.2	0.2	0.2	0.2	0.2	0.2	0.2	0.2	0.2
Room Dimensions	Lateral View					Viewed Endwise				
x=2H y=2H	15.5	16.6	16.1	17.1	17.7	15.5	16.6	16.0	17.1	17.7
x=2H y=3H	16.9	17.9	17.5	18.4	19.1	16.8	17.8	17.4	18.4	19.0
x=2H y=4H	17.4	18.3	18.0	18.9	19.6	17.4	18.3	18.0	18.9	19.5
x=2H y=6H	17.8	18.6	18.4	19.2	19.9	17.7	18.5	18.3	19.2	19.8
x=2H y=8H	17.9	18.7	18.5	19.3	20.0	17.8	18.6	18.4	19.2	19.9
x=2H y=12H	17.9	18.7	18.6	19.3	20.1	17.8	18.6	18.5	19.2	20.0
x=4H y=2H	16.1	17.0	16.7	17.5	18.2	16.0	16.9	16.6	17.5	18.2
x=4H y=3H	17.6	18.4	18.3	19.0	19.7	17.6	18.3	18.2	19.0	19.7
x=4H y=4H	18.3	18.9	18.9	19.6	20.3	18.2	18.9	18.9	19.5	20.3
x=4H y=6H	18.7	19.3	19.4	20.0	20.8	18.7	19.2	19.4	19.9	20.7
x=4H y=8H	18.9	19.4	19.6	20.1	20.9	18.8	19.3	19.5	20.0	20.8
x=4H y=12H	19.0	19.4	19.7	20.2	21.0	18.8	19.3	19.6	20.0	20.9
x=8H y=4H	18.5	19.0	19.2	19.7	20.5	18.4	19.0	19.1	19.6	20.4
x=8H y=6H	19.1	19.5	19.8	20.2	21.0	19.0	19.4	19.7	20.1	21.0
x=8H y=8H	19.3	19.7	20.0	20.4	21.2	19.2	19.6	19.9	20.3	21.1
x=8H y=12H	19.4	19.7	20.2	20.5	21.4	19.3	19.6	20.0	20.4	21.2
x=12H y=4H	18.5	18.9	19.2	19.6	20.5	18.4	18.9	19.1	19.6	20.4
x=12H y=6H	19.1	19.5	19.8	20.2	21.1	19.0	19.4	19.8	20.1	21.0
x=12H y=8H	19.3	19.7	20.1	20.4	21.3	19.2	19.6	20.0	20.3	21.2

Luminaire

Code 90590L900

Name ROFY 60 D/I D0900 LIGHT+ K3 830 LO

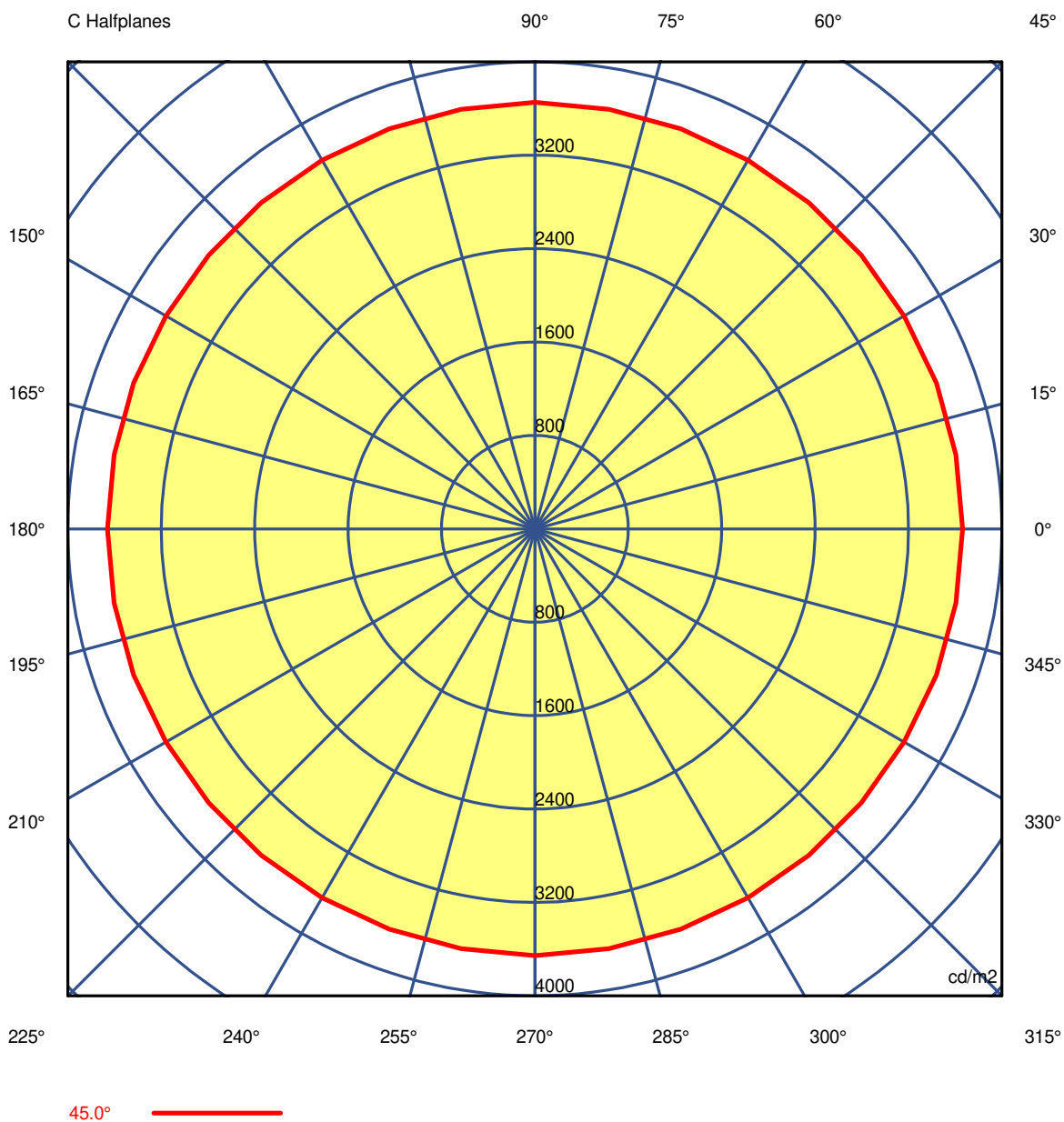
Measurem.

Code 4/8/2023

Name ROFY 60 D/I D0900 LIGHT+ K3 830 LO

Luminaire Flux	9564 lm	Luminaire Power	67.7 W	Efficacy	141.194 lm/W	Efficiency	76.86%
Source Flux	12444 lm	Maximum value	229.60 cd/klm	Position	C=0.00 G=0.00	CG Double Symmetrical	

Luminance



Luminaire

Code 90590L900

Name ROFY 60 D/I D0900 LIGHT+ K3 830 LO

Measurement

Code 4/8/2023

Name ROFY 60 D/I D0900 LIGHT+ K3 830 LO

Luminaire Flux	9564 lm		Luminaire Power		67.7 W		Efficacy		141.194 lm/W		Efficiency		76.86%	
Source Flux	12444 lm		Maximum value		229.60 cd/klm		Position		C=0.00 G=0.00		CG		Double Symmetrical	
Luminance cd/m2														
Table 1/3														
	C 0.00	C 10.00	C 20.00	C 30.00	C 40.00	C 50.00	C 60.00	C 70.00	C 80.00	C 90.00	C 100.00	C 110.00	C 120.00	
G 0.0	4698	4698	4698	4698	4698	4698	4698	4698	4698	4698	4698	4698	4698	
G 5.0	4637	4638	4640	4641	4641	4640	4639	4642	4643	4639	4643	4642	4639	
G 10.0	4569	4569	4569	4569	4567	4564	4563	4563	4564	4565	4564	4563	4563	
G 15.0	4472	4475	4479	4481	4476	4474	4476	4476	4476	4476	4476	4476	4476	
G 20.0	4374	4373	4372	4372	4370	4367	4366	4367	4369	4370	4369	4367	4366	
G 25.0	4253	4253	4253	4251	4249	4249	4249	4249	4249	4251	4249	4249	4249	
G 30.0	4123	4125	4124	4121	4115	4114	4116	4116	4118	4123	4118	4116	4116	
G 35.0	3981	3979	3978	3978	3975	3973	3972	3969	3971	3976	3971	3969	3972	
G 40.0	3828	3828	3827	3823	3816	3813	3813	3813	3814	3818	3814	3813	3813	
G 45.0	3661	3661	3658	3651	3649	3648	3648	3648	3650	3654	3650	3648	3648	
G 50.0	3484	3480	3477	3476	3474	3471	3467	3468	3472	3476	3472	3468	3467	
G 55.0	3295	3295	3292	3283	3278	3277	3277	3274	3276	3286	3276	3274	3277	
G 60.0	3087	3087	3083	3073	3066	3061	3060	3059	3061	3066	3061	3059	3060	
G 65.0	2850	2845	2840	2835	2827	2820	2816	2817	2822	2827	2822	2817	2816	
G 70.0	2575	2573	2568	2558	2541	2535	2535	2535	2539	2553	2539	2535	2535	
G 75.0	2243	2232	2223	2216	2210	2199	2189	2191	2198	2205	2198	2191	2189	
G 80.0	1826	1812	1798	1784	1770	1756	1742	1730	1730	1742	1730	1730	1742	
G 85.0	1210	1197	1184	1161	1116	1074	1054	1054	1054	1054	1054	1054	1054	
G 90.0	632	632	622	599	589	569	532	497	470	449	470	497	532	

Luminaire

Code 90590L900
Name ROFY 60 D/I D0900 LIGHT+ K3 830 LO

Measurement

Code 4/8/2023
Name ROFY 60 D/I D0900 LIGHT+ K3 830 LO

Luminaire Flux	9564 lm		Luminaire Power		67.7 W		Efficacy		141.194 lm/W		Efficiency		76.86%	
Source Flux	12444 lm		Maximum value		229.60 cd/klm		Position		C=0.00 G=0.00		CG		Double Symmetrical	
Luminance cd/m2														
Table 2/3														
	C 130.00	C 140.00	C 150.00	C 160.00	C 170.00	C 180.00	C 190.00	C 200.00	C 210.00	C 220.00	C 230.00	C 240.00	C 250.00	
G 0.0	4698	4698	4698	4698	4698	4698	4698	4698	4698	4698	4698	4698	4698	
G 5.0	4640	4641	4641	4640	4638	4637	4638	4640	4641	4641	4640	4639	4642	
G 10.0	4564	4567	4569	4569	4569	4569	4569	4569	4569	4567	4564	4563	4563	
G 15.0	4474	4476	4481	4479	4475	4472	4475	4479	4481	4476	4474	4476	4476	
G 20.0	4367	4370	4372	4372	4373	4374	4373	4372	4372	4370	4367	4366	4367	
G 25.0	4249	4249	4251	4253	4253	4253	4253	4253	4251	4249	4249	4249	4249	
G 30.0	4114	4115	4121	4124	4125	4123	4125	4124	4121	4115	4114	4116	4116	
G 35.0	3973	3975	3978	3978	3979	3981	3979	3978	3978	3975	3973	3972	3969	
G 40.0	3813	3816	3823	3827	3828	3828	3828	3827	3823	3816	3813	3813	3813	
G 45.0	3648	3649	3651	3658	3661	3661	3661	3658	3651	3649	3648	3648	3648	
G 50.0	3471	3474	3476	3477	3480	3484	3480	3477	3476	3474	3471	3467	3468	
G 55.0	3277	3278	3283	3292	3295	3295	3295	3292	3283	3278	3277	3277	3274	
G 60.0	3061	3066	3073	3083	3087	3087	3087	3083	3073	3066	3061	3060	3059	
G 65.0	2820	2827	2835	2840	2845	2850	2845	2840	2835	2827	2820	2816	2817	
G 70.0	2535	2541	2558	2568	2573	2575	2573	2568	2558	2541	2535	2535	2535	
G 75.0	2199	2210	2216	2223	2232	2243	2232	2223	2216	2210	2199	2189	2191	
G 80.0	1756	1770	1784	1798	1812	1826	1812	1798	1784	1770	1756	1742	1730	
G 85.0	1074	1116	1161	1184	1197	1210	1197	1184	1161	1116	1074	1054	1054	
G 90.0	569	589	599	622	632	632	632	622	599	589	569	532	497	

Luminaire

Code 90590L900

Name ROFY 60 D/I D0900 LIGHT+ K3 830 LO

Measurem.

Code 4/8/2023

Name ROFY 60 D/I D0900 LIGHT+ K3 830 LO

Luminaire Flux	9564 lm	Luminaire Power	67.7 W	Efficacy	141.194 lm/W	Efficiency	76.86%
Source Flux	12444 lm	Maximum value	229.60 cd/klm	Position	C=0.00 G=0.00	CG	Double Symmetrical

Luminance cd/m2 Table 3/3

	C 260.00	C 270.00	C 280.00	C 290.00	C 300.00	C 310.00	C 320.00	C 330.00	C 340.00	C 350.00
G 0.0	4698	4698	4698	4698	4698	4698	4698	4698	4698	4698
G 5.0	4643	4639	4643	4642	4639	4640	4641	4641	4640	4638
G 10.0	4564	4565	4564	4563	4563	4564	4567	4569	4569	4569
G 15.0	4476	4476	4476	4476	4476	4474	4476	4481	4479	4475
G 20.0	4369	4370	4369	4367	4366	4367	4370	4372	4372	4373
G 25.0	4249	4251	4249	4249	4249	4249	4249	4251	4253	4253
G 30.0	4118	4123	4118	4116	4116	4114	4115	4121	4124	4125
G 35.0	3971	3976	3971	3969	3972	3973	3975	3978	3978	3979
G 40.0	3814	3818	3814	3813	3813	3813	3816	3823	3827	3828
G 45.0	3650	3654	3650	3648	3648	3648	3649	3651	3658	3661
G 50.0	3472	3476	3472	3468	3467	3471	3474	3476	3477	3480
G 55.0	3276	3286	3276	3274	3277	3277	3278	3283	3292	3295
G 60.0	3061	3066	3061	3059	3060	3061	3066	3073	3083	3087
G 65.0	2822	2827	2822	2817	2816	2820	2827	2835	2840	2845
G 70.0	2539	2553	2539	2535	2535	2535	2541	2558	2568	2573
G 75.0	2198	2205	2198	2191	2189	2199	2210	2216	2223	2232
G 80.0	1730	1742	1730	1730	1742	1756	1770	1784	1798	1812
G 85.0	1054	1054	1054	1054	1054	1074	1116	1161	1184	1197
G 90.0	470	449	470	497	532	569	589	599	622	632