

Luminaire

Code 90590L900
Name ROFY 60 D/I D0900 LIGHT+ K3 840 LO

Measurem.

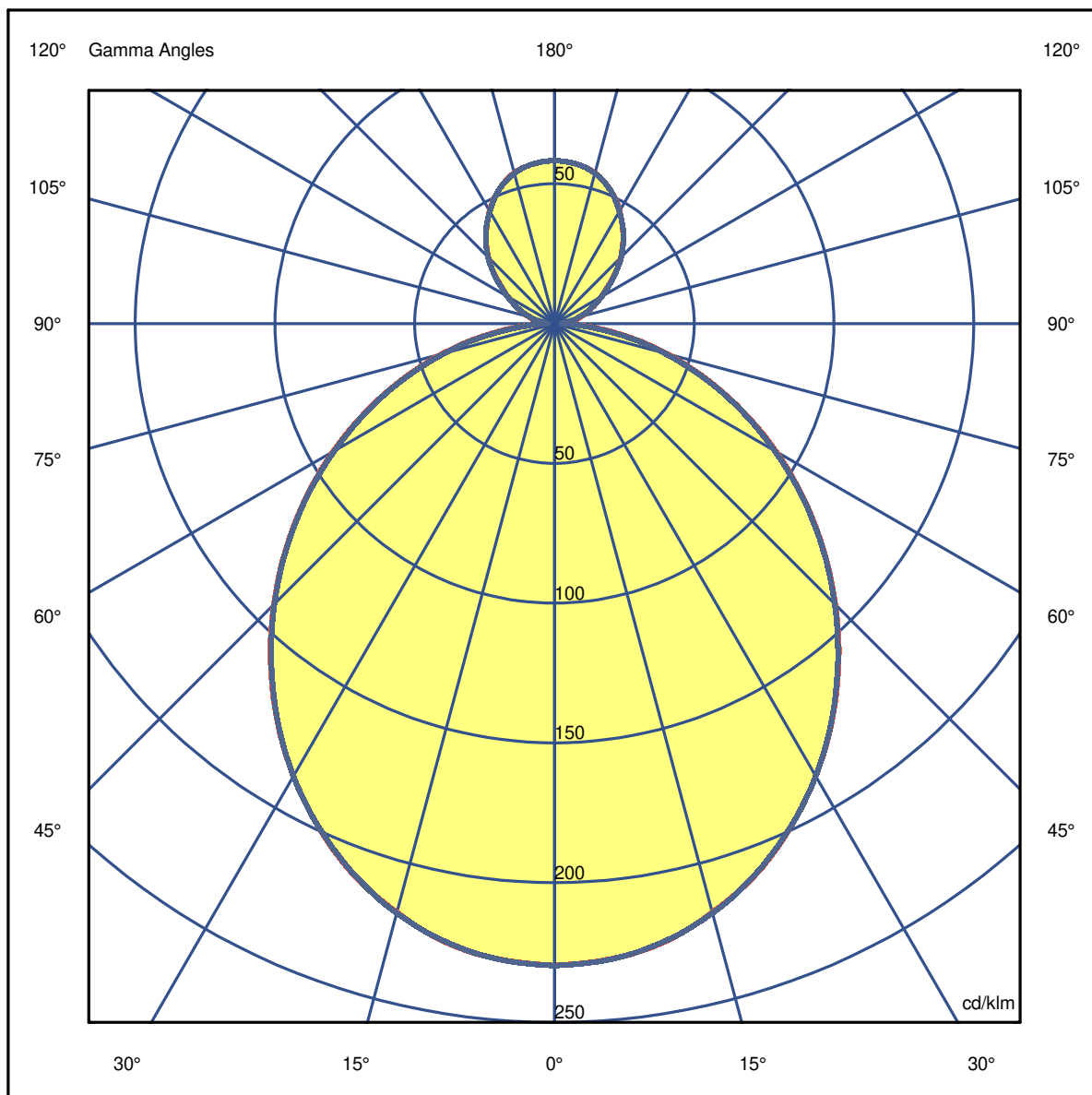
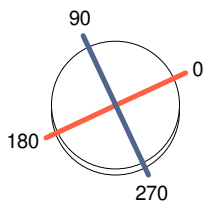
Code 4/8/2023
Name ROFY 60 D/I D0900 LIGHT+ K3 840 LO

Luminaire Flux	10016 lm	Luminaire Power	67.7 W	Efficacy	147.866 lm/W	Efficiency	76.86%
Source Flux	13032 lm	Maximum value	229.60 cd/klm	Position	C=0.00 G=0.00	CG Double Symmetrical	

Diam=900mm

C Halfplanes

180.0 ————— 0.0
270.0 ————— 90.0



Luminaire

Code 90590L900
Name ROFY 60 D/I D0900 LIGHT+ K3 840 LO

Measurem.

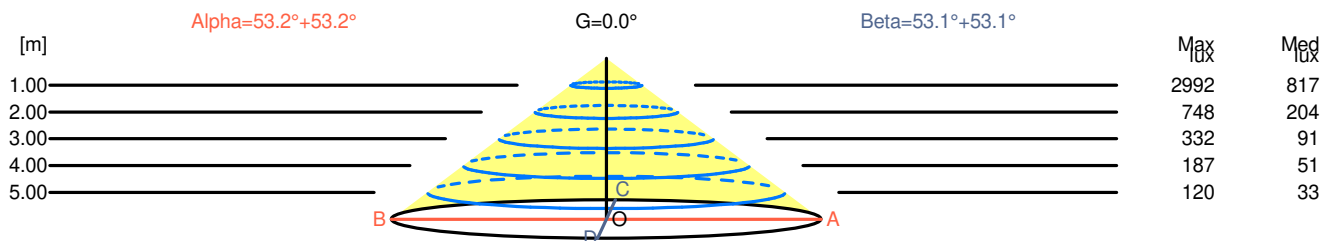
Code 4/8/2023
Name ROFY 60 D/I D0900 LIGHT+ K3 840 LO

Luminaire Flux	10016 lm	Luminaire Power	67.7 W	Efficacy	147.866 lm/W	Efficiency	76.86%
Source Flux	13032 lm	Maximum value	229.60 cd/klm	Position	C=0.00 G=0.00	CG	Double Symmetrical

Width at 50.00 % of Max Intensity

H[m]	1.00	2.00	3.00	4.00	5.00	H[m]	1.00	2.00	3.00	4.00	5.00
OA	1.34	2.67	4.01	5.34	6.68	OC	1.33	2.66	3.99	5.33	6.66
OB	1.34	2.67	4.01	5.34	6.68	OD	1.33	2.66	3.99	5.33	6.66

	0	5	15	25	35	45	55	65	75	85
OA	2992.15	2973.90	2842.28	2595.97	2255.84	1851.85	1415.28	969.58	539.52	161.60
OB	2992.15	2973.90	2842.28	2595.97	2255.84	1851.85	1415.28	969.58	539.52	161.60
OC	2992.15	2975.21	2844.89	2594.67	2253.23	1847.94	1411.37	961.76	530.40	140.75
OD	2992.15	2975.21	2844.89	2594.67	2253.23	1847.94	1411.37	961.76	530.40	140.75



H[m]	D[m]	Max lux	Med lux	Alpha=53.2°+53.2°	G=0.0
1.00	2.67	2992	817		
2.00	5.34	748	204		
3.00	8.01	332	91		
4.00	10.68	187	51		
5.00	13.35	120	33		

H[m]	D[m]	Max lux	Med lux	Beta=53.1°+53.1°	G=0.0
1.00	2.66	2992	817		
2.00	5.33	748	204		
3.00	7.99	332	91		
4.00	10.65	187	51		
5.00	13.32	120	33		

Luminaire

Code 90590L900

Name ROFY 60 D/I D0900 LIGHT+ K3 840 LO

Measurem.

Code 4/8/2023

Name ROFY 60 D/I D0900 LIGHT+ K3 840 LO

Luminaire Flux	10016 lm	Luminaire Power	67.7 W	Efficacy	147.866 lm/W	Efficiency	76.86%
Source Flux	13032 lm	Maximum value	229.60 cd/klm	Position	C=0.00 G=0.00	CG	Double Symmetrical

UGR
S = 0.250

Reflectancies										
Ceiling/Cavity	0.7	0.7	0.5	0.5	0.3	0.7	0.7	0.5	0.5	0.3
Walls	0.5	0.3	0.5	0.3	0.3	0.5	0.3	0.5	0.3	0.3
Working Plane	0.2	0.2	0.2	0.2	0.2	0.2	0.2	0.2	0.2	0.2
Room Dimensions	Lateral View					Viewed Endwise				
x=2H y=2H	15.7	16.8	16.2	17.3	17.9	15.7	16.7	16.2	17.3	17.9
x=2H y=3H	17.1	18.0	17.6	18.6	19.2	17.0	18.0	17.6	18.6	19.2
x=2H y=4H	17.6	18.5	18.2	19.1	19.8	17.5	18.4	18.1	19.0	19.7
x=2H y=6H	18.0	18.8	18.6	19.4	20.1	17.9	18.7	18.5	19.3	20.0
x=2H y=8H	18.1	18.9	18.7	19.5	20.2	18.0	18.8	18.6	19.4	20.1
x=2H y=12H	18.1	18.9	18.7	19.5	20.2	18.0	18.8	18.6	19.4	20.1
x=4H y=2H	16.2	17.1	16.8	17.7	18.4	16.2	17.1	16.8	17.7	18.4
x=4H y=3H	17.8	18.5	18.4	19.2	19.9	17.7	18.5	18.4	19.1	19.8
x=4H y=4H	18.4	19.1	19.1	19.7	20.5	18.4	19.0	19.0	19.7	20.4
x=4H y=6H	18.9	19.5	19.6	20.2	20.9	18.8	19.4	19.5	20.1	20.9
x=4H y=8H	19.1	19.6	19.8	20.3	21.1	19.0	19.5	19.7	20.2	21.0
x=4H y=12H	19.1	19.6	19.8	20.3	21.1	19.0	19.5	19.7	20.2	21.0
x=8H y=4H	18.6	19.2	19.3	19.9	20.7	18.6	19.1	19.3	19.8	20.6
x=8H y=6H	19.2	19.7	19.9	20.4	21.2	19.1	19.6	19.9	20.3	21.1
x=8H y=8H	19.4	19.8	20.2	20.6	21.4	19.3	19.7	20.1	20.4	21.3
x=8H y=12H	19.6	19.9	20.3	20.7	21.5	19.4	19.8	20.2	20.5	21.4
x=12H y=4H	18.6	19.1	19.3	19.8	20.6	18.6	19.0	19.3	19.8	20.6
x=12H y=6H	19.2	19.6	20.0	20.4	21.2	19.2	19.6	19.9	20.3	21.1
x=12H y=8H	19.5	19.8	20.3	20.6	21.4	19.4	19.7	20.2	20.5	21.3

Luminaire

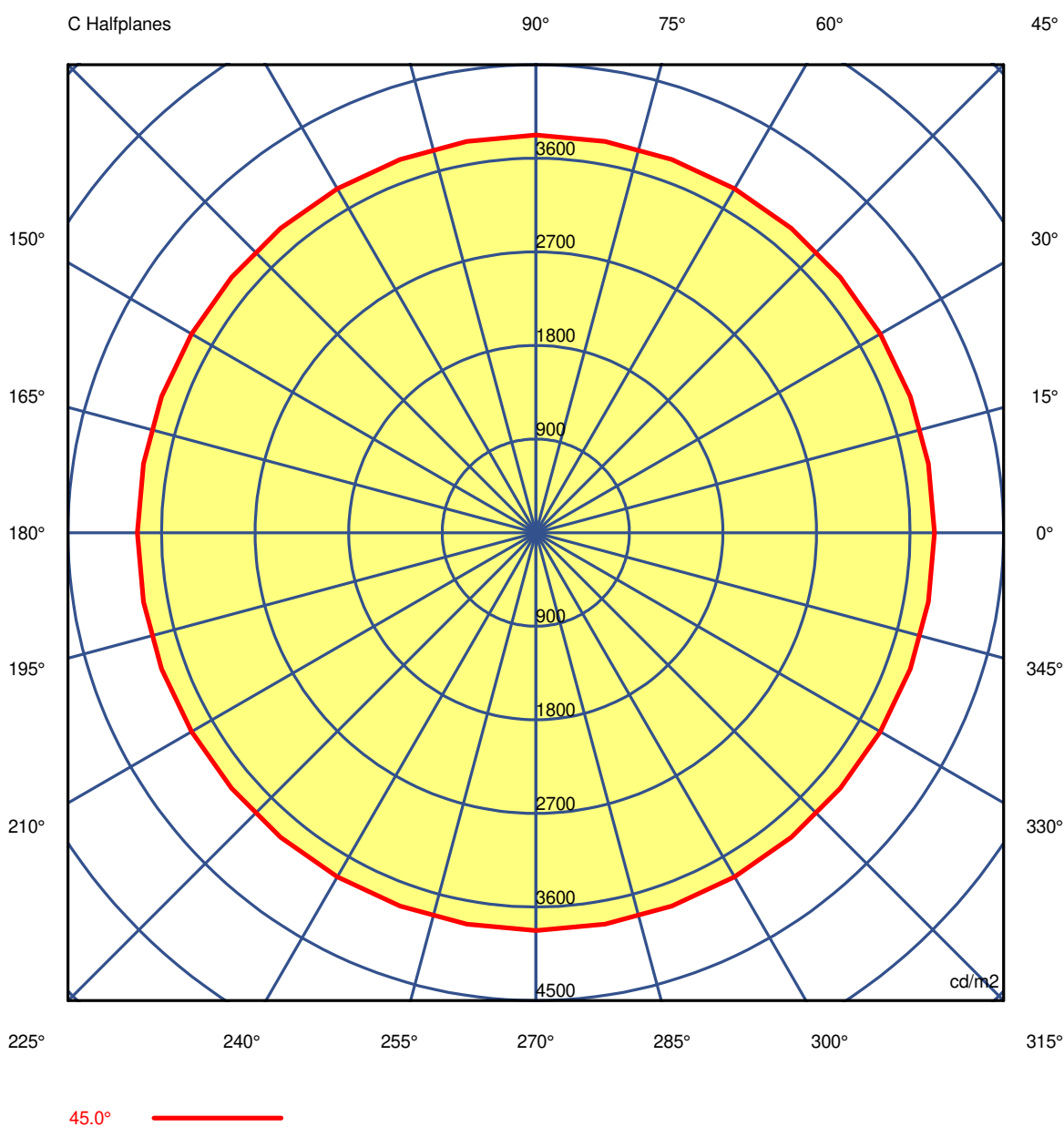
Code 90590L900
Name ROFY 60 D/I D0900 LIGHT+ K3 840 LO

Measurem.

Code 4/8/2023
Name ROFY 60 D/I D0900 LIGHT+ K3 840 LO

Luminaire Flux	10016 lm	Luminaire Power	67.7 W	Efficacy	147.866 lm/W	Efficiency	76.86%
Source Flux	13032 lm	Maximum value	229.60 cd/klm	Position	C=0.00 G=0.00	CG Double Symmetrical	

Luminance



Luminaire

Code 90590L900

Name ROFY 60 D/I D0900 LIGHT+ K3 840 LO

Measurement

Code 4/8/2023

Name ROFY 60 D/I D0900 LIGHT+ K3 840 LO

Luminaire Flux	10016 lm		Luminaire Power		67.7 W		Efficacy		147.866 lm/W		Efficiency		76.86%	
Source Flux	13032 lm		Maximum value		229.60 cd/klm		Position		C=0.00 G=0.00		CG		Double Symmetrical	
Luminance cd/m2														
Table 1/3														
	C 0.00	C 10.00	C 20.00	C 30.00	C 40.00	C 50.00	C 60.00	C 70.00	C 80.00	C 90.00	C 100.00	C 110.00	C 120.00	
G 0.0	4920	4920	4920	4920	4920	4920	4920	4920	4920	4920	4920	4920	4920	
G 5.0	4856	4857	4859	4860	4861	4859	4858	4861	4862	4858	4862	4861	4858	
G 10.0	4785	4785	4785	4785	4782	4780	4779	4778	4779	4781	4779	4778	4779	
G 15.0	4684	4686	4690	4692	4688	4686	4688	4688	4688	4688	4688	4688	4688	
G 20.0	4581	4579	4579	4579	4576	4573	4572	4574	4575	4577	4575	4574	4572	
G 25.0	4454	4454	4453	4452	4450	4450	4450	4450	4450	4452	4450	4450	4450	
G 30.0	4318	4320	4319	4315	4310	4309	4311	4311	4312	4318	4312	4311	4311	
G 35.0	4169	4167	4166	4166	4163	4161	4159	4157	4158	4164	4158	4157	4159	
G 40.0	4008	4008	4008	4003	3996	3993	3993	3993	3994	3998	3994	3993	3993	
G 45.0	3834	3834	3831	3824	3822	3821	3821	3821	3822	3826	3822	3821	3821	
G 50.0	3649	3645	3642	3640	3638	3635	3631	3632	3636	3640	3636	3632	3631	
G 55.0	3451	3451	3447	3438	3433	3432	3432	3429	3431	3441	3431	3429	3432	
G 60.0	3233	3233	3229	3218	3210	3206	3204	3204	3206	3211	3206	3204	3204	
G 65.0	2985	2979	2974	2969	2961	2953	2949	2950	2955	2961	2955	2950	2949	
G 70.0	2697	2695	2689	2678	2661	2655	2655	2655	2659	2674	2659	2655	2655	
G 75.0	2349	2337	2328	2321	2314	2303	2292	2294	2302	2309	2302	2294	2292	
G 80.0	1912	1897	1883	1868	1854	1839	1825	1812	1812	1825	1812	1812	1825	
G 85.0	1267	1253	1240	1216	1169	1125	1104	1104	1104	1104	1104	1104	1104	
G 90.0	662	662	652	627	617	596	558	521	492	470	492	521	558	

Luminaire

Code 90590L900

Name ROFY 60 D/I D0900 LIGHT+ K3 840 LO

Measurement

Code 4/8/2023

Name ROFY 60 D/I D0900 LIGHT+ K3 840 LO

Luminaire Flux	10016 lm		Luminaire Power		67.7 W		Efficacy		147.866 lm/W		Efficiency		76.86%	
Source Flux	13032 lm		Maximum value		229.60 cd/klm		Position		C=0.00 G=0.00		CG		Double Symmetrical	
Luminance cd/m2														
Table 2/3														
	C 130.00	C 140.00	C 150.00	C 160.00	C 170.00	C 180.00	C 190.00	C 200.00	C 210.00	C 220.00	C 230.00	C 240.00	C 250.00	
G 0.0	4920	4920	4920	4920	4920	4920	4920	4920	4920	4920	4920	4920	4920	4920
G 5.0	4859	4861	4860	4859	4857	4856	4857	4859	4860	4861	4859	4858	4861	4861
G 10.0	4780	4782	4785	4785	4785	4785	4785	4785	4785	4782	4780	4779	4778	4778
G 15.0	4686	4688	4692	4690	4686	4684	4686	4690	4692	4688	4686	4688	4688	4688
G 20.0	4573	4576	4579	4579	4579	4581	4579	4579	4579	4576	4573	4572	4574	4574
G 25.0	4450	4450	4452	4453	4454	4454	4454	4453	4452	4450	4450	4450	4450	4450
G 30.0	4309	4310	4315	4319	4320	4318	4320	4319	4315	4310	4309	4311	4311	4311
G 35.0	4161	4163	4166	4166	4167	4169	4167	4166	4166	4163	4161	4159	4157	4157
G 40.0	3993	3996	4003	4008	4008	4008	4008	4008	4003	3996	3993	3993	3993	3993
G 45.0	3821	3822	3824	3831	3834	3834	3834	3831	3824	3822	3821	3821	3821	3821
G 50.0	3635	3638	3640	3642	3645	3649	3645	3642	3640	3638	3635	3631	3632	3632
G 55.0	3432	3433	3438	3447	3451	3451	3451	3447	3438	3433	3432	3432	3429	3429
G 60.0	3206	3210	3218	3229	3233	3233	3233	3229	3218	3210	3206	3204	3204	3204
G 65.0	2953	2961	2969	2974	2979	2985	2979	2974	2969	2961	2953	2949	2950	2950
G 70.0	2655	2661	2678	2689	2695	2697	2695	2689	2678	2661	2655	2655	2655	2655
G 75.0	2303	2314	2321	2328	2337	2349	2337	2328	2321	2314	2303	2292	2294	2294
G 80.0	1839	1854	1868	1883	1897	1912	1897	1883	1868	1854	1839	1825	1812	1812
G 85.0	1125	1169	1216	1240	1253	1267	1253	1240	1216	1169	1125	1104	1104	1104
G 90.0	596	617	627	652	662	662	662	652	627	617	596	558	521	521

Luminaire

Code 90590L900

Name ROFY 60 D/I D0900 LIGHT+ K3 840 LO

Measurem.

Code 4/8/2023

Name ROFY 60 D/I D0900 LIGHT+ K3 840 LO

Luminaire Flux	10016 lm	Luminaire Power	67.7 W	Efficacy	147.866 lm/W	Efficiency	76.86%
Source Flux	13032 lm	Maximum value	229.60 cd/klm	Position	C=0.00 G=0.00	CG	Double Symmetrical

Luminance cd/m2 Table 3/3

	C 260.00	C 270.00	C 280.00	C 290.00	C 300.00	C 310.00	C 320.00	C 330.00	C 340.00	C 350.00
G 0.0	4920	4920	4920	4920	4920	4920	4920	4920	4920	4920
G 5.0	4862	4858	4862	4861	4858	4859	4861	4860	4859	4857
G 10.0	4779	4781	4779	4778	4779	4780	4782	4785	4785	4785
G 15.0	4688	4688	4688	4688	4688	4686	4688	4692	4690	4686
G 20.0	4575	4577	4575	4574	4572	4573	4576	4579	4579	4579
G 25.0	4450	4452	4450	4450	4450	4450	4450	4452	4453	4454
G 30.0	4312	4318	4312	4311	4311	4309	4310	4315	4319	4320
G 35.0	4158	4164	4158	4157	4159	4161	4163	4166	4166	4167
G 40.0	3994	3998	3994	3993	3993	3993	3996	4003	4008	4008
G 45.0	3822	3826	3822	3821	3821	3821	3822	3824	3831	3834
G 50.0	3636	3640	3636	3632	3631	3635	3638	3640	3642	3645
G 55.0	3431	3441	3431	3429	3432	3432	3433	3438	3447	3451
G 60.0	3206	3211	3206	3204	3204	3206	3210	3218	3229	3233
G 65.0	2955	2961	2955	2950	2949	2953	2961	2969	2974	2979
G 70.0	2659	2674	2659	2655	2655	2655	2661	2678	2689	2695
G 75.0	2302	2309	2302	2294	2292	2303	2314	2321	2328	2337
G 80.0	1812	1825	1812	1812	1825	1839	1854	1868	1883	1897
G 85.0	1104	1104	1104	1104	1104	1125	1169	1216	1240	1253
G 90.0	492	470	492	521	558	596	617	627	652	662