

Luminaire

Code 90591L900

Name ROFY 60 /T D/I D0900 GCONTROL+ K3 830 HO

Measurem.

Code 26/7/2023

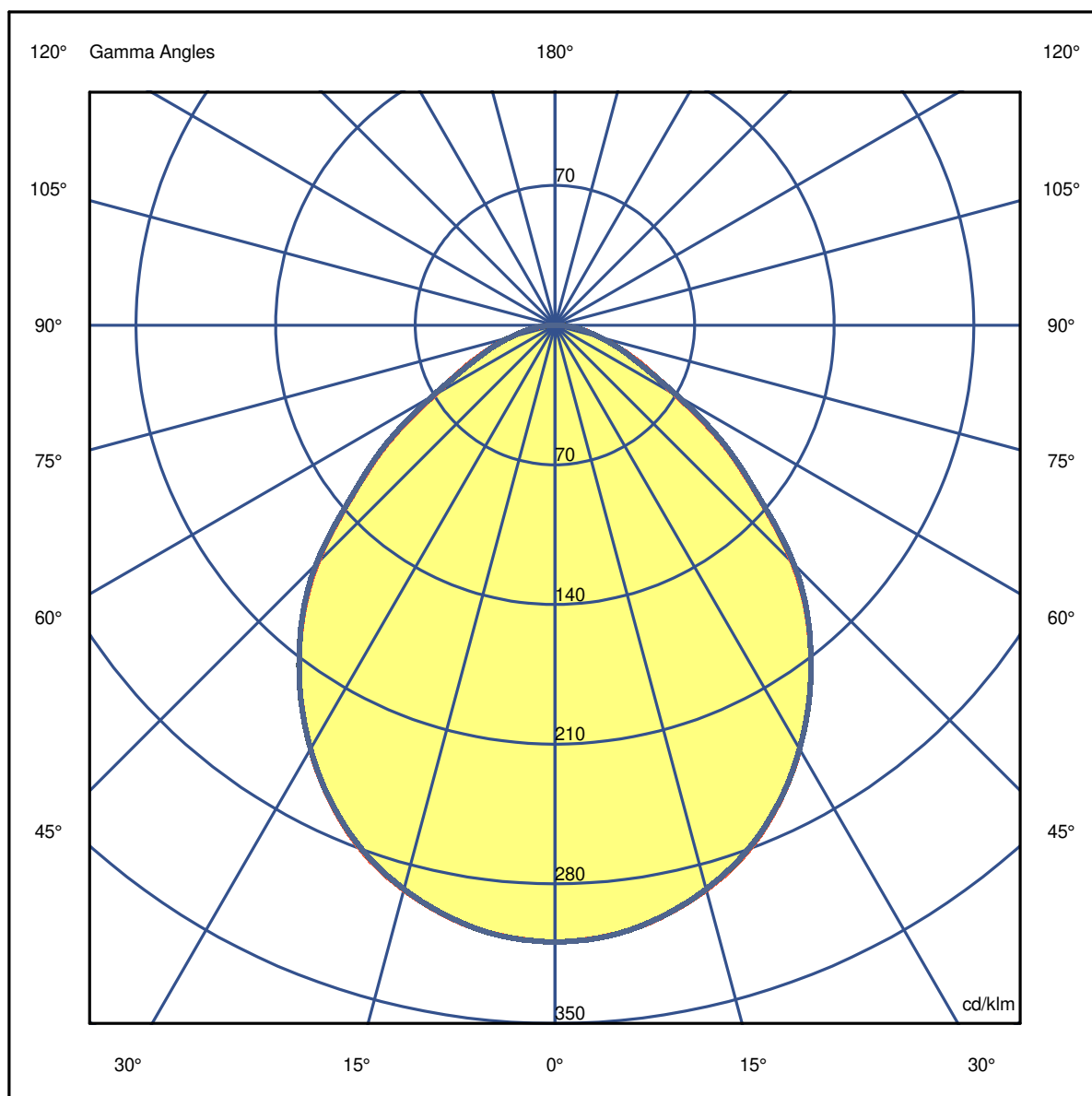
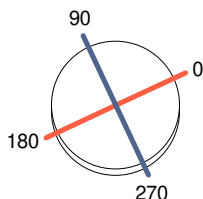
Name ROFY 60 /T D/I D0900 GCONTROL+ K3 830 HO

Luminaire Flux	9815 lm	Luminaire Power	83.9 W	Efficacy	116.981 lm/W	Efficiency	66.03%
Source Flux	14864 lm	Maximum value	309.20 cd/klm	Position	C=0.00 G=0.00	CG	Double Symmetrical

Diam=1018mm

C Halfplanes

180.0 ——— 0.0
270.0 ——— 90.0



Luminaire

Code 90591L900

Name ROFY 60 /T D/I D0900 GCONTROL+ K3 830 HO

Measurem.

Code 26/7/2023

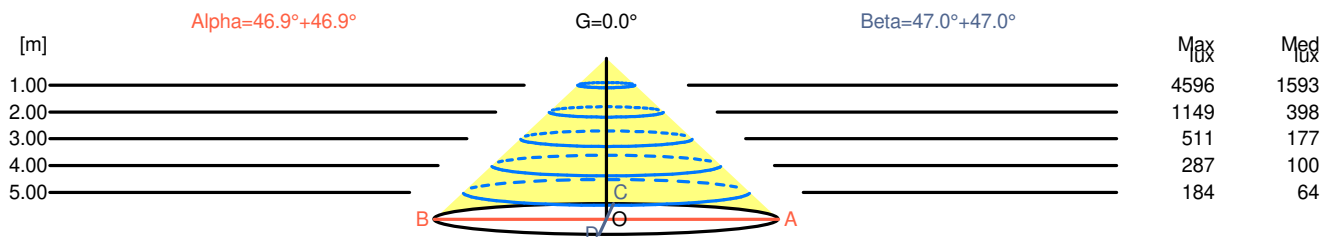
Name ROFY 60 /T D/I D0900 GCONTROL+ K3 830 HO

Luminaire Flux	9815 lm	Luminaire Power	83.9 W	Efficacy	116.981 lm/W	Efficiency	66.03%
Source Flux	14864 lm	Maximum value	309.20 cd/klm	Position	C=0.00 G=0.00	CG	Double Symmetrical

Width at 50.00 % of Max Intensity

H[m]	1.00	2.00	3.00	4.00	5.00	H[m]	1.00	2.00	3.00	4.00	5.00
OA	1.07	2.14	3.21	4.28	5.35	OC	1.07	2.15	3.22	4.30	5.37
OB	1.07	2.14	3.21	4.28	5.35	OD	1.07	2.15	3.22	4.30	5.37

	0	5	15	25	35	45	55	65	75	85
OA	4595.95	4566.22	4353.67	3937.47	3313.19	2506.07	1516.13	741.71	346.33	109.99
OB	4595.95	4566.22	4353.67	3937.47	3313.19	2506.07	1516.13	741.71	346.33	109.99
OC	4595.95	4567.71	4349.21	3933.01	3313.19	2517.96	1532.48	722.39	346.33	111.48
OD	4595.95	4567.71	4349.21	3933.01	3313.19	2517.96	1532.48	722.39	346.33	111.48



H[m]	D[m]	Max lux	Med lux	Alpha=46.9°+46.9°	G=0.0
1.00	2.14	4596	1593		
2.00	4.28	1149	398		
3.00	6.42	511	177		
4.00	8.56	287	100		
5.00	10.70	184	64		

H[m]	D[m]	Max lux	Med lux	Beta=47.0°+47.0°	G=0.0
1.00	2.15	4596	1593		
2.00	4.30	1149	398		
3.00	6.44	511	177		
4.00	8.59	287	100		
5.00	10.74	184	64		

Luminaire

Code 90591L900

Name ROFY 60 /T D/I D0900 GCONTROL+ K3 830 HO

Measurem.

Code 26/7/2023

Name ROFY 60 /T D/I D0900 GCONTROL+ K3 830 HO

Luminaire Flux	9815 lm	Luminaire Power	83.9 W	Efficacy	116.981 lm/W	Efficiency	66.03%
Source Flux	14864 lm	Maximum value	309.20 cd/klm	Position	C=0.00 G=0.00	CG	Double Symmetrical

UGR
S = 0.250

Reflectancies										
Ceiling/Cavity	0.7	0.7	0.5	0.5	0.3	0.7	0.7	0.5	0.5	0.3
Walls	0.5	0.3	0.5	0.3	0.3	0.5	0.3	0.5	0.3	0.3
Working Plane	0.2	0.2	0.2	0.2	0.2	0.2	0.2	0.2	0.2	0.2
Room Dimensions										
Room Dimensions	Lateral View					Viewed Endwise				
x=2H y=2H	15.3	16.4	15.6	16.6	16.9	15.3	16.5	15.6	16.7	16.9
x=2H y=3H	15.9	16.9	16.2	17.1	17.4	15.9	16.9	16.2	17.2	17.4
x=2H y=4H	16.1	17.0	16.4	17.3	17.6	16.1	17.1	16.4	17.3	17.6
x=2H y=6H	16.2	17.1	16.6	17.4	17.7	16.3	17.1	16.6	17.5	17.8
x=2H y=8H	16.3	17.1	16.6	17.4	17.7	16.3	17.2	16.6	17.5	17.8
x=2H y=12H	16.3	17.1	16.6	17.4	17.8	16.3	17.2	16.7	17.5	17.8
x=4H y=2H	15.5	16.5	15.8	16.7	17.0	15.5	16.5	15.9	16.8	17.1
x=4H y=3H	16.2	17.0	16.6	17.4	17.7	16.2	17.0	16.6	17.4	17.7
x=4H y=4H	16.5	17.2	16.9	17.6	17.9	16.5	17.3	16.9	17.6	18.0
x=4H y=6H	16.8	17.4	17.2	17.8	18.2	16.8	17.4	17.2	17.8	18.2
x=4H y=8H	16.9	17.4	17.3	17.8	18.2	16.9	17.5	17.3	17.9	18.3
x=4H y=12H	16.9	17.4	17.4	17.8	18.3	17.0	17.5	17.4	17.9	18.3
x=8H y=4H	16.6	17.2	17.0	17.6	18.0	16.6	17.2	17.1	17.6	18.0
x=8H y=6H	17.0	17.4	17.4	17.8	18.3	17.0	17.5	17.4	17.9	18.3
x=8H y=8H	17.1	17.5	17.6	18.0	18.4	17.2	17.6	17.6	18.0	18.5
x=8H y=12H	17.2	17.5	17.7	18.0	18.5	17.2	17.6	17.7	18.1	18.5
x=12H y=4H	16.6	17.1	17.1	17.5	18.0	16.6	17.2	17.1	17.6	18.0
x=12H y=6H	17.0	17.4	17.5	17.9	18.3	17.0	17.4	17.5	17.9	18.4
x=12H y=8H	17.1	17.5	17.6	18.0	18.5	17.2	17.5	17.7	18.0	18.5

Luminaire

Code 90591L900

Name ROFY 60 /T D/I D0900 GCONTROL+ K3 830 HO

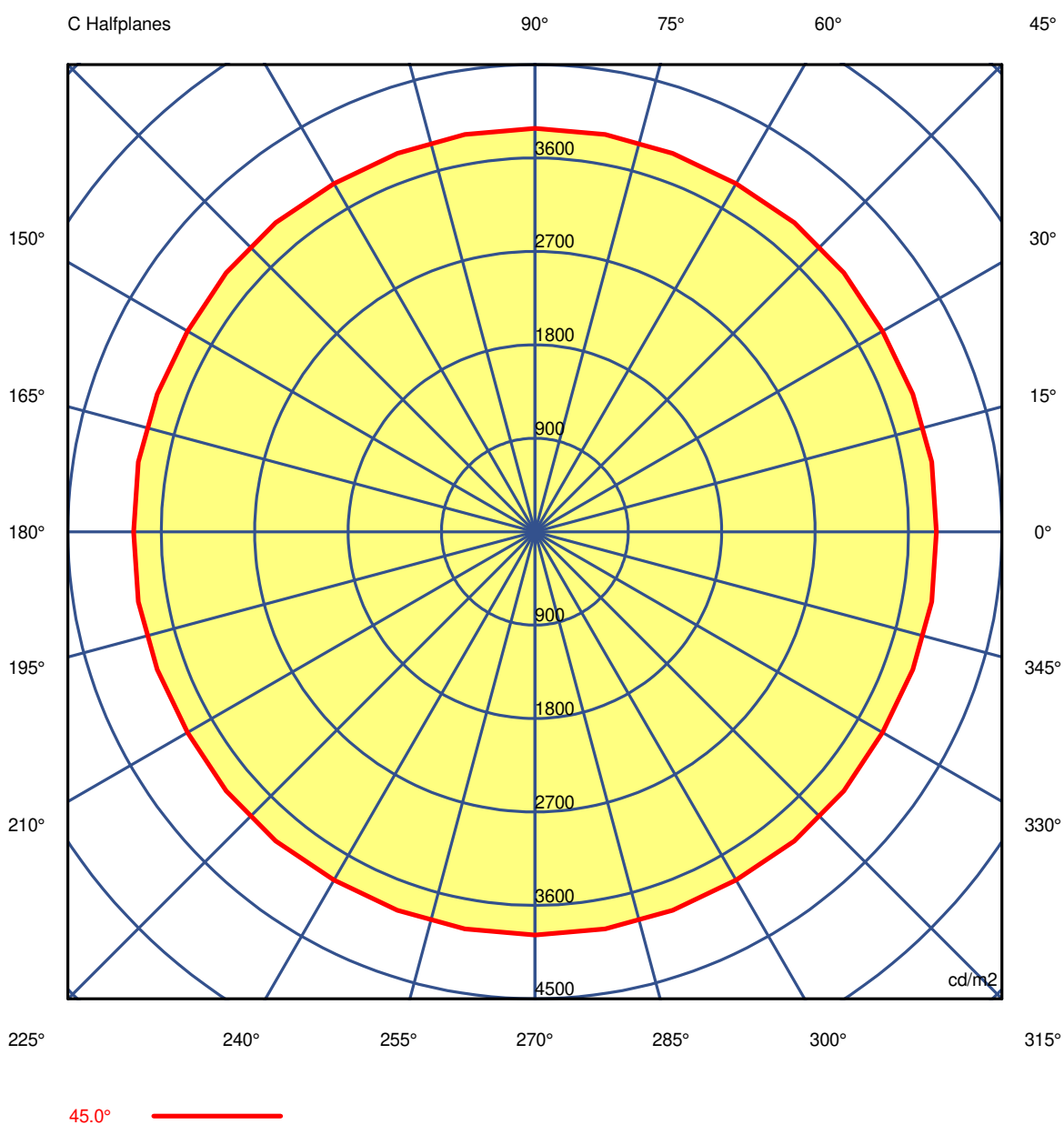
Measurem.

Code 26/7/2023

Name ROFY 60 /T D/I D0900 GCONTROL+ K3 830 HO

Luminaire Flux	9815 lm	Luminaire Power	83.9 W	Efficacy	116.981 lm/W	Efficiency	66.03%
Source Flux	14864 lm	Maximum value	309.20 cd/klm	Position	C=0.00 G=0.00	CG Double Symmetrical	

Luminance



Luminaire

Code 90591L900

Name ROFY 60 /T D/I D0900 GCONTROL+ K3 830 HO

Measurem.

Code 26/7/2023

Name ROFY 60 /T D/I D0900 GCONTROL+ K3 830 HO

Luminaire Flux	9815 lm		Luminaire Power		83.9 W		Efficacy		116.981 lm/W		Efficiency		66.03%	
Source Flux	14864 lm		Maximum value		309.20 cd/klm		Position		C=0.00 G=0.00		CG		Double Symmetrical	
Luminance cd/m2														
Table 1/3														
	C 0.00	C 10.00	C 20.00	C 30.00	C 40.00	C 50.00	C 60.00	C 70.00	C 80.00	C 90.00	C 100.00	C 110.00	C 120.00	
G 0.0	5852	5852	5852	5852	5852	5852	5852	5852	5852	5852	5852	5852	5852	
G 5.0	5752	5752	5752	5752	5752	5753	5754	5753	5752	5754	5752	5753	5754	
G 10.0	5630	5630	5630	5629	5629	5629	5629	5629	5629	5629	5629	5629	5629	
G 15.0	5493	5493	5490	5486	5484	5484	5484	5485	5486	5488	5486	5485	5484	
G 20.0	5337	5334	5328	5320	5314	5313	5316	5322	5326	5328	5326	5322	5316	
G 25.0	5132	5131	5129	5125	5119	5116	5119	5124	5127	5127	5127	5124	5119	
G 30.0	4888	4892	4895	4898	4899	4899	4898	4897	4894	4888	4894	4897	4898	
G 35.0	4611	4619	4623	4628	4637	4640	4634	4627	4620	4611	4620	4627	4634	
G 40.0	4291	4295	4300	4306	4312	4312	4308	4304	4300	4295	4300	4304	4308	
G 45.0	3867	3881	3875	3865	3883	3888	3874	3880	3886	3886	3886	3880	3874	
G 50.0	3254	3213	3137	3082	3133	3136	3092	3151	3228	3267	3228	3151	3092	
G 55.0	2718	2471	2361	2337	2243	2244	2342	2377	2496	2747	2496	2377	2342	
G 60.0	2053	1832	1802	1835	1661	1662	1844	1832	1873	2088	1873	1832	1844	
G 65.0	1646	1453	1445	1497	1341	1335	1484	1431	1430	1603	1430	1431	1484	
G 70.0	1324	1188	1121	1135	1175	1164	1119	1137	1209	1305	1209	1137	1119	
G 75.0	1050	961	948	973	935	927	964	966	986	1050	986	966	964	
G 80.0	801	773	771	801	840	850	823	791	787	812	787	791	823	
G 85.0	553	510	504	538	575	577	545	518	524	560	524	518	545	
G 90.0	125	125	125	125	125	125	125	125	125	125	125	125	125	

Luminaire

Code 90591L900

Name ROFY 60 /T D/I D0900 GCONTROL+ K3 830 HO

Measurement

Code 26/7/2023

Name ROFY 60 /T D/I D0900 GCONTROL+ K3 830 HO

Luminaire Flux	9815 lm		Luminaire Power		83.9 W		Efficacy		116.981 lm/W		Efficiency		66.03%	
Source Flux	14864 lm		Maximum value		309.20 cd/klm		Position		C=0.00 G=0.00		CG		Double Symmetrical	
Luminance cd/m2														
Table 2/3														
	C 130.00	C 140.00	C 150.00	C 160.00	C 170.00	C 180.00	C 190.00	C 200.00	C 210.00	C 220.00	C 230.00	C 240.00	C 250.00	
G 0.0	5852	5852	5852	5852	5852	5852	5852	5852	5852	5852	5852	5852	5852	
G 5.0	5753	5752	5752	5752	5752	5752	5752	5752	5752	5752	5753	5754	5753	
G 10.0	5629	5629	5629	5630	5630	5630	5630	5630	5629	5629	5629	5629	5629	
G 15.0	5484	5484	5486	5490	5493	5493	5493	5490	5486	5484	5484	5484	5485	
G 20.0	5313	5314	5320	5328	5334	5337	5334	5328	5320	5314	5313	5316	5322	
G 25.0	5116	5119	5125	5129	5131	5132	5131	5129	5125	5119	5116	5119	5124	
G 30.0	4899	4899	4898	4895	4892	4888	4892	4895	4898	4899	4899	4898	4897	
G 35.0	4640	4637	4628	4623	4619	4611	4619	4623	4628	4637	4640	4634	4627	
G 40.0	4312	4312	4306	4300	4295	4291	4295	4300	4306	4312	4312	4308	4304	
G 45.0	3888	3883	3865	3875	3881	3867	3881	3875	3865	3883	3888	3874	3880	
G 50.0	3136	3133	3082	3137	3213	3254	3213	3137	3082	3133	3136	3092	3151	
G 55.0	2244	2243	2337	2361	2471	2718	2471	2361	2337	2243	2244	2342	2377	
G 60.0	1662	1661	1835	1802	1832	2053	1832	1802	1835	1661	1662	1844	1832	
G 65.0	1335	1341	1497	1445	1453	1646	1453	1445	1497	1341	1335	1484	1431	
G 70.0	1164	1175	1135	1121	1188	1324	1188	1121	1135	1175	1164	1119	1137	
G 75.0	927	935	973	948	961	1050	961	948	973	935	927	964	966	
G 80.0	850	840	801	771	773	801	773	771	801	840	850	823	791	
G 85.0	577	575	538	504	510	553	510	504	538	575	577	545	518	
G 90.0	125	125	125	125	125	125	125	125	125	125	125	125	125	

Luminaire

Code 90591L900

Name ROFY 60 /T D/I D0900 GCONTROL+ K3 830 HO

Measurem.

Code 26/7/2023

Name ROFY 60 /T D/I D0900 GCONTROL+ K3 830 HO

Luminaire Flux	9815 lm	Luminaire Power		83.9 W		Efficacy	116.981 lm/W		Efficiency		66.03%
Source Flux	14864 lm	Maximum value		309.20 cd/klm		Position	C=0.00 G=0.00		CG	Double Symmetrical	
Luminance cd/m2 Table 3/3											
	C 260.00	C 270.00	C 280.00	C 290.00	C 300.00	C 310.00	C 320.00	C 330.00	C 340.00	C 350.00	
G 0.0	5852	5852	5852	5852	5852	5852	5852	5852	5852	5852	
G 5.0	5752	5754	5752	5753	5754	5753	5752	5752	5752	5752	
G 10.0	5629	5629	5629	5629	5629	5629	5629	5629	5630	5630	
G 15.0	5486	5488	5486	5485	5484	5484	5484	5486	5490	5493	
G 20.0	5326	5328	5326	5322	5316	5313	5314	5320	5328	5334	
G 25.0	5127	5127	5127	5124	5119	5116	5119	5125	5129	5131	
G 30.0	4894	4888	4894	4897	4898	4899	4899	4898	4895	4892	
G 35.0	4620	4611	4620	4627	4634	4640	4637	4628	4623	4619	
G 40.0	4300	4295	4300	4304	4308	4312	4312	4306	4300	4295	
G 45.0	3886	3886	3886	3880	3874	3888	3883	3865	3875	3881	
G 50.0	3228	3267	3228	3151	3092	3136	3133	3082	3137	3213	
G 55.0	2496	2747	2496	2377	2342	2244	2243	2337	2361	2471	
G 60.0	1873	2088	1873	1832	1844	1662	1661	1835	1802	1832	
G 65.0	1430	1603	1430	1431	1484	1335	1341	1497	1445	1453	
G 70.0	1209	1305	1209	1137	1119	1164	1175	1135	1121	1188	
G 75.0	986	1050	986	966	964	927	935	973	948	961	
G 80.0	787	812	787	791	823	850	840	801	771	773	
G 85.0	524	560	524	518	545	577	575	538	504	510	
G 90.0	125	125	125	125	125	125	125	125	125	125	