

Luminaire

Code 90592L900

Name ROFY 60 /T D/I D0900 GCONTROL+ K3 830 LO

Measurem.

Code 4/8/2023

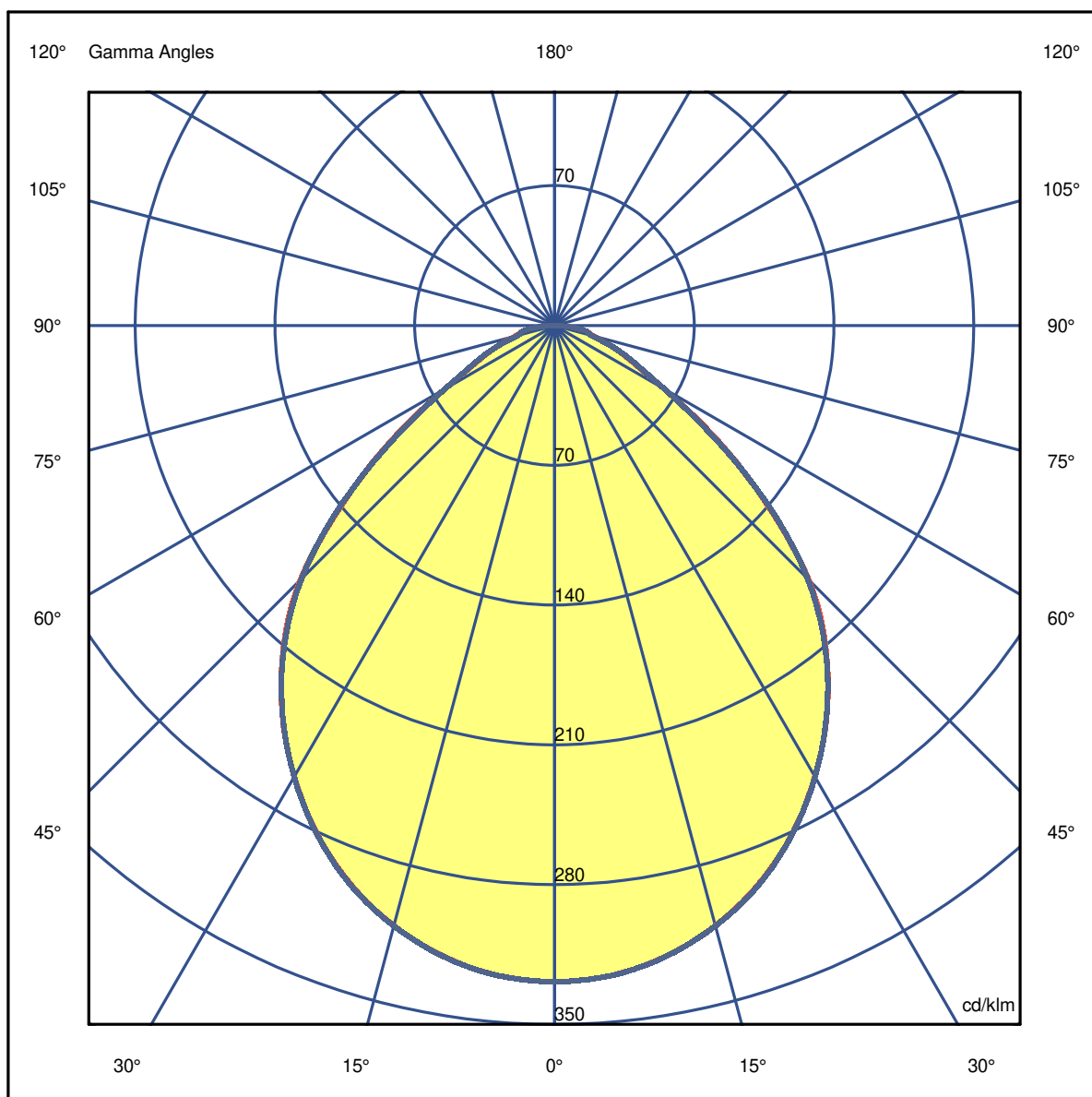
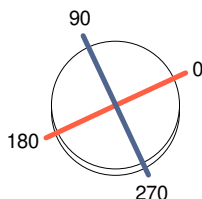
Name ROFY 60 /T D/I D0900 GCONTROL+ K3 830 LO

Luminaire Flux	8742 lm	Luminaire Power	67.7 W	Efficacy	129.047 lm/W	Efficiency	70.25%
Source Flux	12444 lm	Maximum value	328.70 cd/klm	Position	C=0.00 G=0.00	CG	Double Symmetrical

Diam=1018mm

C Halfplanes

180.0 ————— 0.0
270.0 ————— 90.0



Luminaire

Code 90592L900

Name ROFY 60 /T D/I D0900 GCONTROL+ K3 830 LO

Measurem.

Code 4/8/2023

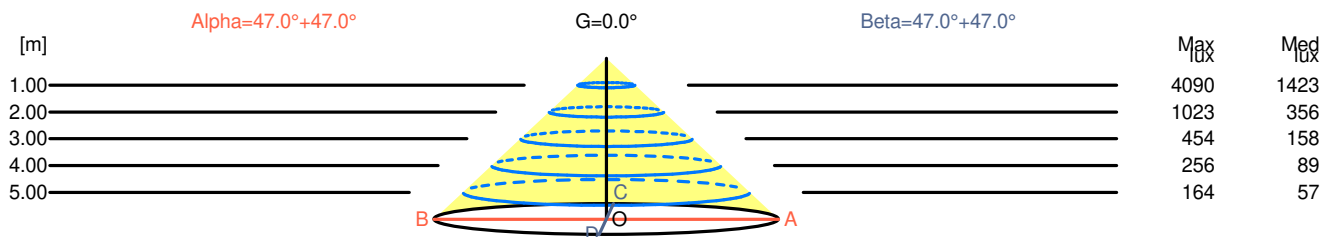
Name ROFY 60 /T D/I D0900 GCONTROL+ K3 830 LO

Luminaire Flux	8742 lm	Luminaire Power	67.7 W	Efficacy	129.047 lm/W	Efficiency	70.25%
Source Flux	12444 lm	Maximum value	328.70 cd/klm	Position	C=0.00 G=0.00	CG	Double Symmetrical

Width at 50.00 % of Max Intensity

H[m]	1.00	2.00	3.00	4.00	5.00	H[m]	1.00	2.00	3.00	4.00	5.00
OA	1.07	2.14	3.21	4.28	5.35	OC	1.07	2.14	3.21	4.28	5.35
OB	1.07	2.14	3.21	4.28	5.35	OD	1.07	2.14	3.21	4.28	5.35

	0	5	15	25	35	45	55	65	75	85
OA	4090.34	4065.45	3871.33	3499.25	2959.18	2239.92	1229.47	535.09	248.88	102.04
OB	4090.34	4065.45	3871.33	3499.25	2959.18	2239.92	1229.47	535.09	248.88	102.04
OC	4090.34	4065.45	3872.57	3500.50	2956.69	2229.96	1212.05	546.29	238.92	98.31
OD	4090.34	4065.45	3872.57	3500.50	2956.69	2229.96	1212.05	546.29	238.92	98.31



H[m]	D[m]	Max lux	Med lux	Alpha=47.0°+47.0°	G=0.0
1.00	2.14	4090	1423		
2.00	4.28	1023	356		
3.00	6.43	454	158		
4.00	8.57	256	89		
5.00	10.71	164	57		

H[m]	D[m]	Max lux	Med lux	Beta=47.0°+47.0°	G=0.0
1.00	2.14	4090	1423		
2.00	4.28	1023	356		
3.00	6.42	454	158		
4.00	8.57	256	89		
5.00	10.71	164	57		

Luminaire

Code 90592L900

Name ROFY 60 /T D/I D0900 GCONTROL+ K3 830 LO

Measurem.

Code 4/8/2023

Name ROFY 60 /T D/I D0900 GCONTROL+ K3 830 LO

Luminaire Flux	8742 lm	Luminaire Power	67.7 W	Efficacy	129.047 lm/W	Efficiency	70.25%
Source Flux	12444 lm	Maximum value	328.70 cd/klm	Position	C=0.00 G=0.00	CG	Double Symmetrical

UGR
S = 0.250

Reflectancies										
Ceiling/Cavity	0.7	0.7	0.5	0.5	0.3	0.7	0.7	0.5	0.5	0.3
Walls	0.5	0.3	0.5	0.3	0.3	0.5	0.3	0.5	0.3	0.3
Working Plane	0.2	0.2	0.2	0.2	0.2	0.2	0.2	0.2	0.2	0.2
Room Dimensions										
Room Dimensions	Lateral View					Viewed Endwise				
x=2H y=2H	14.9	16.0	15.2	16.3	16.5	14.9	16.0	15.2	16.3	16.5
x=2H y=3H	15.5	16.5	15.8	16.8	17.0	15.5	16.5	15.8	16.8	17.0
x=2H y=4H	15.6	16.6	16.0	16.9	17.2	15.6	16.6	16.0	16.9	17.2
x=2H y=6H	15.8	16.7	16.1	17.0	17.3	15.8	16.7	16.1	17.0	17.3
x=2H y=8H	15.8	16.7	16.2	17.0	17.3	15.8	16.7	16.2	17.0	17.3
x=2H y=12H	15.9	16.7	16.3	17.0	17.4	15.9	16.7	16.3	17.0	17.3
x=4H y=2H	15.1	16.1	15.4	16.4	16.6	15.1	16.1	15.4	16.4	16.6
x=4H y=3H	15.9	16.7	16.2	17.0	17.3	15.9	16.7	16.2	17.0	17.3
x=4H y=4H	16.2	16.9	16.5	17.2	17.6	16.2	16.9	16.5	17.2	17.6
x=4H y=6H	16.4	17.0	16.8	17.4	17.8	16.4	17.0	16.8	17.4	17.8
x=4H y=8H	16.5	17.1	17.0	17.5	17.9	16.5	17.1	17.0	17.5	17.9
x=4H y=12H	16.6	17.1	17.0	17.5	17.9	16.6	17.1	17.0	17.5	17.9
x=8H y=4H	16.2	16.8	16.7	17.2	17.6	16.2	16.8	16.7	17.2	17.6
x=8H y=6H	16.6	17.1	17.0	17.5	18.0	16.6	17.1	17.0	17.5	17.9
x=8H y=8H	16.8	17.2	17.2	17.6	18.1	16.7	17.2	17.2	17.6	18.1
x=8H y=12H	16.9	17.2	17.4	17.7	18.2	16.9	17.2	17.4	17.7	18.2
x=12H y=4H	16.2	16.7	16.7	17.2	17.6	16.2	16.7	16.7	17.2	17.6
x=12H y=6H	16.6	17.0	17.1	17.5	18.0	16.6	17.0	17.1	17.5	18.0
x=12H y=8H	16.8	17.2	17.3	17.6	18.1	16.8	17.2	17.3	17.6	18.1

Luminaire

Code 90592L900

Name ROFY 60 /T D/I D0900 GCONTROL+ K3 830 LO

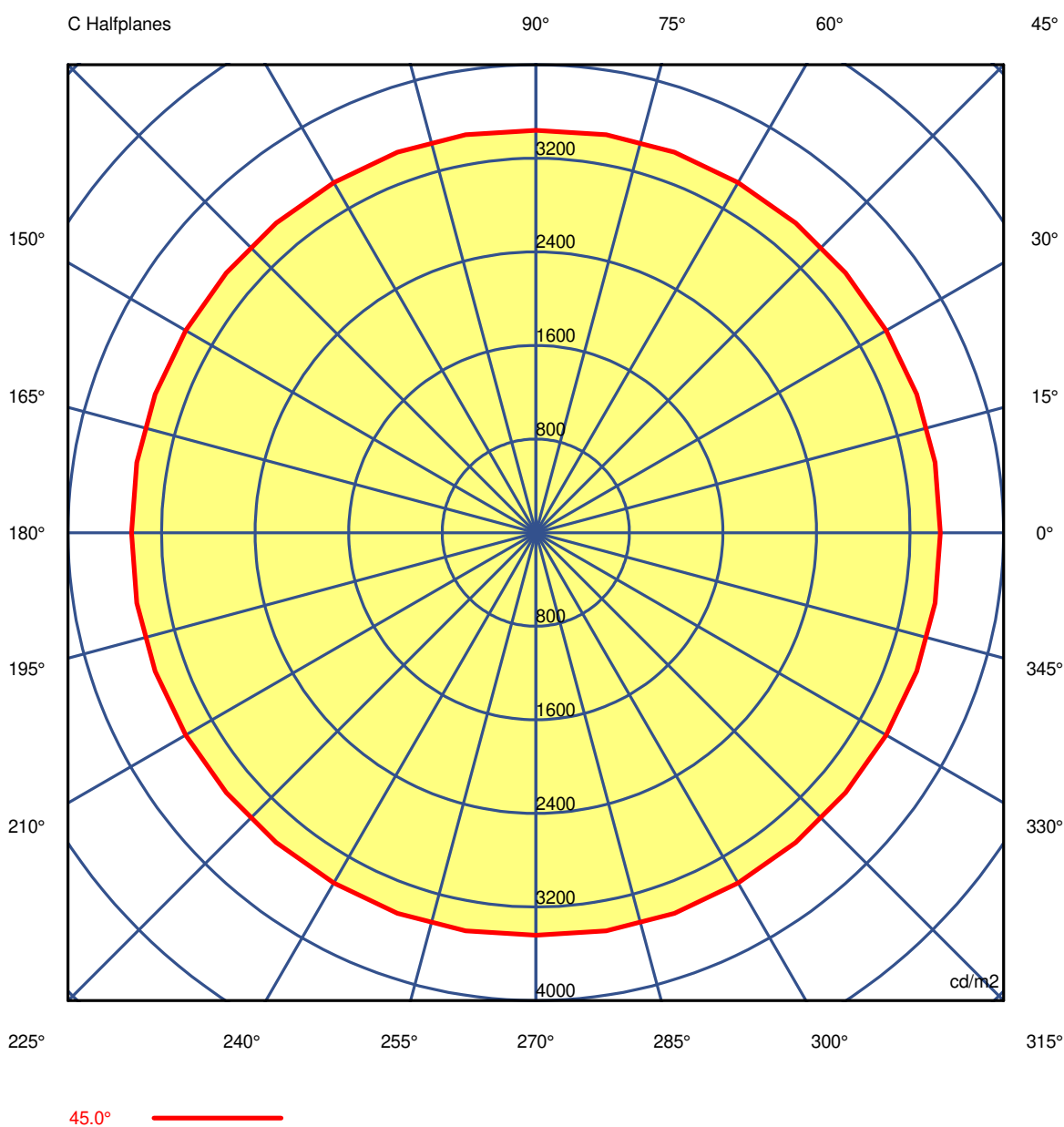
Measurem.

Code 4/8/2023

Name ROFY 60 /T D/I D0900 GCONTROL+ K3 830 LO

Luminaire Flux	8742 lm	Luminaire Power	67.7 W	Efficacy	129.047 lm/W	Efficiency	70.25%
Source Flux	12444 lm	Maximum value	328.70 cd/klm	Position	C=0.00 G=0.00	CG Double Symmetrical	

Luminance



Luminaire

Code 90592L900

Name ROFY 60 /T D/I D0900 GCONTROL+ K3 830 LO

Measurement

Code 4/8/2023

Name ROFY 60 /T D/I D0900 GCONTROL+ K3 830 LO

Luminaire Flux	8742 lm		Luminaire Power		67.7 W		Efficacy		129.047 lm/W		Efficiency		70.25%	
Source Flux	12444 lm		Maximum value		328.70 cd/klm		Position		C=0.00 G=0.00		CG		Double Symmetrical	
Luminance cd/m2														
Table 1/3														
	C 0.00	C 10.00	C 20.00	C 30.00	C 40.00	C 50.00	C 60.00	C 70.00	C 80.00	C 90.00	C 100.00	C 110.00	C 120.00	
G 0.0	5208	5208	5208	5208	5208	5208	5208	5208	5208	5208	5208	5208	5208	
G 5.0	5121	5121	5121	5121	5121	5121	5121	5123	5123	5121	5123	5123	5121	
G 10.0	5012	5011	5010	5011	5012	5013	5014	5013	5012	5014	5012	5013	5014	
G 15.0	4885	4884	4883	4883	4884	4885	4886	4886	4886	4886	4886	4886	4886	
G 20.0	4737	4737	4737	4737	4738	4739	4740	4741	4742	4742	4742	4741	4740	
G 25.0	4561	4561	4562	4564	4562	4561	4563	4566	4566	4563	4566	4566	4563	
G 30.0	4354	4360	4363	4361	4356	4357	4362	4364	4360	4354	4360	4364	4362	
G 35.0	4119	4121	4123	4122	4115	4115	4122	4122	4118	4115	4118	4122	4122	
G 40.0	3836	3833	3831	3832	3834	3833	3830	3833	3833	3828	3833	3833	3830	
G 45.0	3457	3465	3465	3459	3455	3455	3457	3461	3456	3441	3456	3461	3457	
G 50.0	2848	2812	2797	2815	2855	2845	2796	2793	2824	2864	2824	2793	2796	
G 55.0	2204	2113	2079	2124	2209	2180	2073	2080	2133	2173	2133	2080	2073	
G 60.0	1551	1626	1657	1625	1560	1575	1650	1649	1603	1551	1603	1649	1650	
G 65.0	1187	1342	1419	1370	1226	1249	1414	1431	1338	1212	1338	1431	1414	
G 70.0	978	1068	1133	1121	1008	992	1090	1123	1070	969	1070	1123	1090	
G 75.0	755	823	875	864	766	758	853	888	835	724	835	888	853	
G 80.0	755	737	730	736	749	744	727	727	737	750	737	727	727	
G 85.0	513	486	469	475	502	498	469	469	482	494	482	469	469	
G 90.0	114	114	114	114	114	114	114	114	112	104	112	114	114	

Luminaire

Code 90592L900

Name ROFY 60 /T D/I D0900 GCONTROL+ K3 830 LO

Measurement.

Code 4/8/2023

Name ROFY 60 /T D/I D0900 GCONTROL+ K3 830 LO

Luminaire Flux	8742 lm		Luminaire Power		67.7 W		Efficacy		129.047 lm/W		Efficiency		70.25%	
Source Flux	12444 lm		Maximum value		328.70 cd/klm		Position		C=0.00 G=0.00		CG		Double Symmetrical	
Luminance cd/m2														
Table 2/3														
	C 130.00	C 140.00	C 150.00	C 160.00	C 170.00	C 180.00	C 190.00	C 200.00	C 210.00	C 220.00	C 230.00	C 240.00	C 250.00	
G 0.0	5208	5208	5208	5208	5208	5208	5208	5208	5208	5208	5208	5208	5208	
G 5.0	5121	5121	5121	5121	5121	5121	5121	5121	5121	5121	5121	5121	5123	
G 10.0	5013	5012	5011	5010	5011	5012	5011	5010	5011	5012	5013	5014	5013	
G 15.0	4885	4884	4883	4883	4884	4885	4884	4883	4884	4885	4886	4886	4886	
G 20.0	4739	4738	4737	4737	4737	4737	4737	4737	4737	4738	4739	4740	4741	
G 25.0	4561	4562	4564	4562	4561	4561	4561	4562	4564	4562	4561	4563	4566	
G 30.0	4357	4356	4361	4363	4360	4354	4360	4363	4361	4356	4357	4362	4364	
G 35.0	4115	4115	4122	4123	4121	4119	4121	4123	4122	4115	4115	4122	4122	
G 40.0	3833	3834	3832	3831	3833	3836	3833	3831	3832	3834	3833	3830	3833	
G 45.0	3455	3455	3459	3465	3465	3457	3465	3465	3459	3455	3455	3457	3461	
G 50.0	2845	2855	2815	2797	2812	2848	2812	2797	2815	2855	2845	2796	2793	
G 55.0	2180	2209	2124	2079	2113	2204	2113	2079	2124	2209	2180	2073	2080	
G 60.0	1575	1560	1625	1657	1626	1551	1626	1657	1625	1560	1575	1650	1649	
G 65.0	1249	1226	1370	1419	1342	1187	1342	1419	1370	1226	1249	1414	1431	
G 70.0	992	1008	1121	1133	1068	978	1068	1133	1121	1008	992	1090	1123	
G 75.0	758	766	864	875	823	755	823	875	864	766	758	853	888	
G 80.0	744	749	736	730	737	755	737	730	736	749	744	727	727	
G 85.0	498	502	475	469	486	513	486	469	475	502	498	469	469	
G 90.0	114	114	114	114	114	114	114	114	114	114	114	114	114	

Luminaire

Code 90592L900

Name ROFY 60 /T D/I D0900 GCONTROL+ K3 830 LO

Measurem.

Code 4/8/2023

Name ROFY 60 /T D/I D0900 GCONTROL+ K3 830 LO

Luminaire Flux	8742 lm	Luminaire Power	67.7 W	Efficacy	129.047 lm/W	Efficiency	70.25%
----------------	---------	-----------------	--------	----------	--------------	------------	--------

Source Flux	12444 lm	Maximum value	328.70 cd/klm	Position	C=0.00 G=0.00	CG	Double Symmetrical
-------------	----------	---------------	---------------	----------	---------------	----	--------------------

Luminance cd/m2 Table 3/3

	C 260.00	C 270.00	C 280.00	C 290.00	C 300.00	C 310.00	C 320.00	C 330.00	C 340.00	C 350.00
G 0.0	5208	5208	5208	5208	5208	5208	5208	5208	5208	5208
G 5.0	5123	5121	5123	5123	5121	5121	5121	5121	5121	5121
G 10.0	5012	5014	5012	5013	5014	5013	5012	5011	5010	5011
G 15.0	4886	4886	4886	4886	4886	4885	4884	4883	4883	4884
G 20.0	4742	4742	4742	4741	4740	4739	4738	4737	4737	4737
G 25.0	4566	4563	4566	4566	4563	4561	4562	4564	4562	4561
G 30.0	4360	4354	4360	4364	4362	4357	4356	4361	4363	4360
G 35.0	4118	4115	4118	4122	4122	4115	4115	4122	4123	4121
G 40.0	3833	3828	3833	3833	3830	3833	3834	3832	3831	3833
G 45.0	3456	3441	3456	3461	3457	3455	3455	3459	3465	3465
G 50.0	2824	2864	2824	2793	2796	2845	2855	2815	2797	2812
G 55.0	2133	2173	2133	2080	2073	2180	2209	2124	2079	2113
G 60.0	1603	1551	1603	1649	1650	1575	1560	1625	1657	1626
G 65.0	1338	1212	1338	1431	1414	1249	1226	1370	1419	1342
G 70.0	1070	969	1070	1123	1090	992	1008	1121	1133	1068
G 75.0	835	724	835	888	853	758	766	864	875	823
G 80.0	737	750	737	727	727	744	749	736	730	737
G 85.0	482	494	482	469	469	498	502	475	469	486
G 90.0	112	104	112	114	114	114	114	114	114	114