

Luminaire

Code 90593L900

Name ROFY 60 /T D/I D0900 LIGHT+ K3 830 HO

Measurem.

Code 26/7/2023

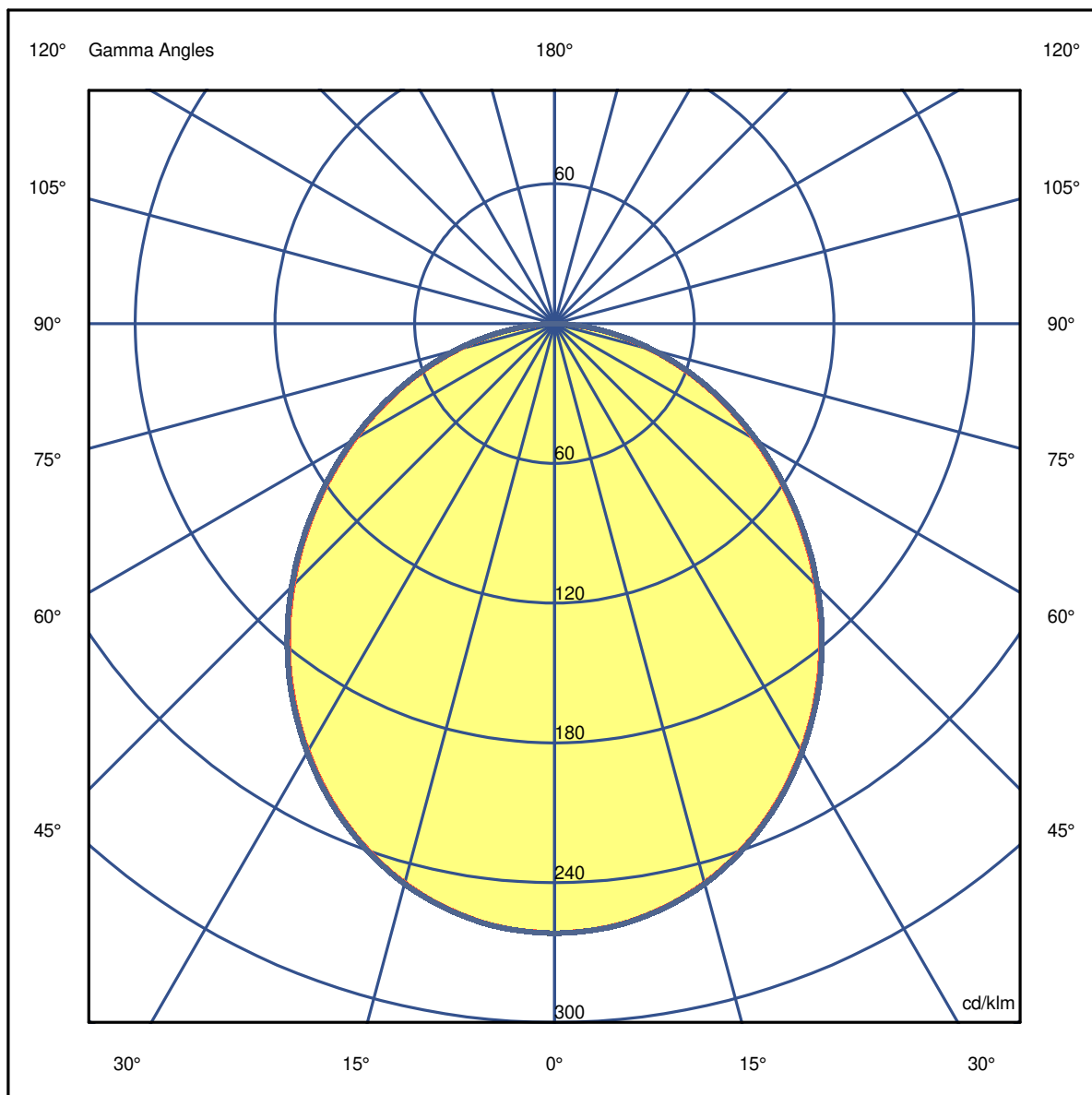
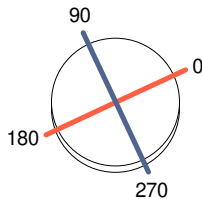
Name ROFY 60 /T D/I D0900 LIGHT+ K3 830 HO

Luminaire Flux	10275 lm	Luminaire Power	83.9 W	Efficacy	122.467 lm/W	Efficiency	69.13%
Source Flux	14864 lm	Maximum value	261.70 cd/klm	Position	C=0.00 G=0.00	CG	Double Symmetrical

Diam=1018mm

C Halfplanes

180.0 ——— 0.0
270.0 ——— 90.0



Luminaire

Code 90593L900
Name ROFY 60 /T D/I D0900 LIGHT+ K3 830 HO

Measurem.

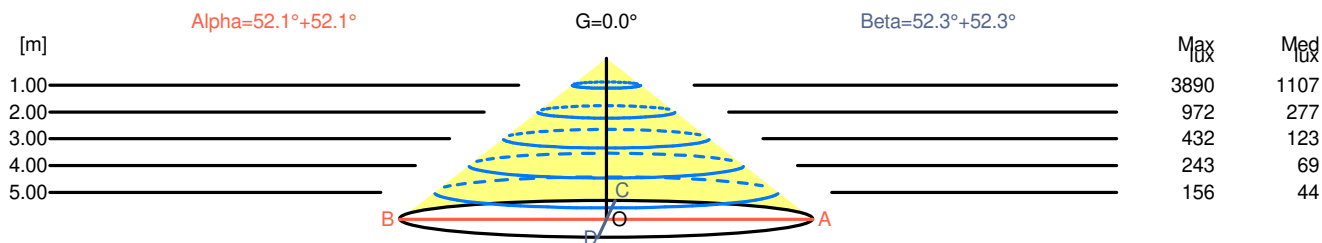
Code 26/7/2023
Name ROFY 60 /T D/I D0900 LIGHT+ K3 830 HO

Luminaire Flux	10275 lm	Luminaire Power	83.9 W	Efficacy	122.467 lm/W	Efficiency	69.13%
Source Flux	14864 lm	Maximum value	261.70 cd/klm	Position	C=0.00 G=0.00	CG	Double Symmetrical

Width at 50.00 % of Max Intensity

H[m]	1.00	2.00	3.00	4.00	5.00	H[m]	1.00	2.00	3.00	4.00	5.00
OA	1.28	2.57	3.85	5.13	6.42	OC	1.29	2.59	3.88	5.17	6.46
OB	1.28	2.57	3.85	5.13	6.42	OD	1.29	2.59	3.88	5.17	6.46

	0	5	15	25	35	45	55	65	75	85
OA	3889.91	3867.61	3696.68	3365.21	2910.37	2361.89	1770.30	1189.12	639.15	159.04
OB	3889.91	3867.61	3696.68	3365.21	2910.37	2361.89	1770.30	1189.12	639.15	159.04
OC	3889.91	3869.10	3701.14	3372.64	2919.29	2373.78	1782.19	1201.01	654.02	163.50
OD	3889.91	3869.10	3701.14	3372.64	2919.29	2373.78	1782.19	1201.01	654.02	163.50



H[m]	D[m]	Max lux	Med lux	Alpha=52.1°+52.1°	G=0.0	
1.00	2.57	3890	1107			
2.00	5.13	972	277			
3.00	7.70	432	123			
4.00	10.27	243	69			
5.00	12.84	156	44			

H[m]	D[m]	Max lux	Med lux	Beta=52.3°+52.3°	G=0.0	
1.00	2.59	3890	1107			
2.00	5.17	972	277			
3.00	7.76	432	123			
4.00	10.34	243	69			
5.00	12.93	156	44			

Luminaire

Code 90593L900

Name ROFY 60 /T D/I D0900 LIGHT+ K3 830 HO

Measurem.

Code 26/7/2023

Name ROFY 60 /T D/I D0900 LIGHT+ K3 830 HO

Luminaire Flux	10275 lm	Luminaire Power	83.9 W	Efficacy	122.467 lm/W	Efficiency	69.13%
Source Flux	14864 lm	Maximum value	261.70 cd/klm	Position	C=0.00 G=0.00	CG	Double Symmetrical

UGR
S = 0.250

Reflectancies										
Ceiling/Cavity	0.7	0.7	0.5	0.5	0.3	0.7	0.7	0.5	0.5	0.3
Walls	0.5	0.3	0.5	0.3	0.3	0.5	0.3	0.5	0.3	0.3
Working Plane	0.2	0.2	0.2	0.2	0.2	0.2	0.2	0.2	0.2	0.2
Room Dimensions										
Lateral View					Viewed Endwise					
x=2H y=2H	16.5	17.8	16.8	18.0	18.3	16.5	17.8	16.9	18.1	18.3
x=2H y=3H	17.8	19.0	18.2	19.3	19.5	17.9	19.1	18.2	19.3	19.6
x=2H y=4H	18.3	19.4	18.7	19.7	20.0	18.4	19.5	18.7	19.8	20.1
x=2H y=6H	18.7	19.7	19.0	20.0	20.3	18.7	19.8	19.1	20.1	20.4
x=2H y=8H	18.7	19.7	19.1	20.1	20.4	18.8	19.8	19.2	20.1	20.5
x=2H y=12H	18.8	19.7	19.1	20.0	20.4	18.9	19.8	19.2	20.1	20.5
x=4H y=2H	17.1	18.2	17.5	18.5	18.8	17.1	18.2	17.5	18.5	18.8
x=4H y=3H	18.6	19.6	19.0	19.9	20.2	18.7	19.6	19.0	19.9	20.3
x=4H y=4H	19.3	20.1	19.6	20.4	20.8	19.3	20.1	19.7	20.5	20.9
x=4H y=6H	19.7	20.4	20.1	20.8	21.2	19.7	20.5	20.2	20.9	21.3
x=4H y=8H	19.8	20.5	20.2	20.9	21.3	19.9	20.6	20.3	21.0	21.4
x=4H y=12H	19.9	20.5	20.3	20.9	21.3	19.9	20.5	20.4	21.0	21.4
x=8H y=4H	19.5	20.2	19.9	20.6	21.0	19.5	20.2	20.0	20.6	21.0
x=8H y=6H	20.0	20.6	20.5	21.0	21.5	20.1	20.7	20.6	21.1	21.5
x=8H y=8H	20.2	20.7	20.7	21.1	21.6	20.3	20.8	20.8	21.2	21.7
x=8H y=12H	20.3	20.7	20.8	21.2	21.7	20.4	20.8	20.9	21.3	21.8
x=12H y=4H	19.5	20.1	19.9	20.5	20.9	19.5	20.2	20.0	20.6	21.0
x=12H y=6H	20.1	20.5	20.5	21.0	21.5	20.1	20.6	20.6	21.1	21.5
x=12H y=8H	20.3	20.7	20.8	21.2	21.7	20.3	20.8	20.8	21.2	21.7

Luminaire

Code 90593L900

Name ROFY 60 /T D/I D0900 LIGHT+ K3 830 HO

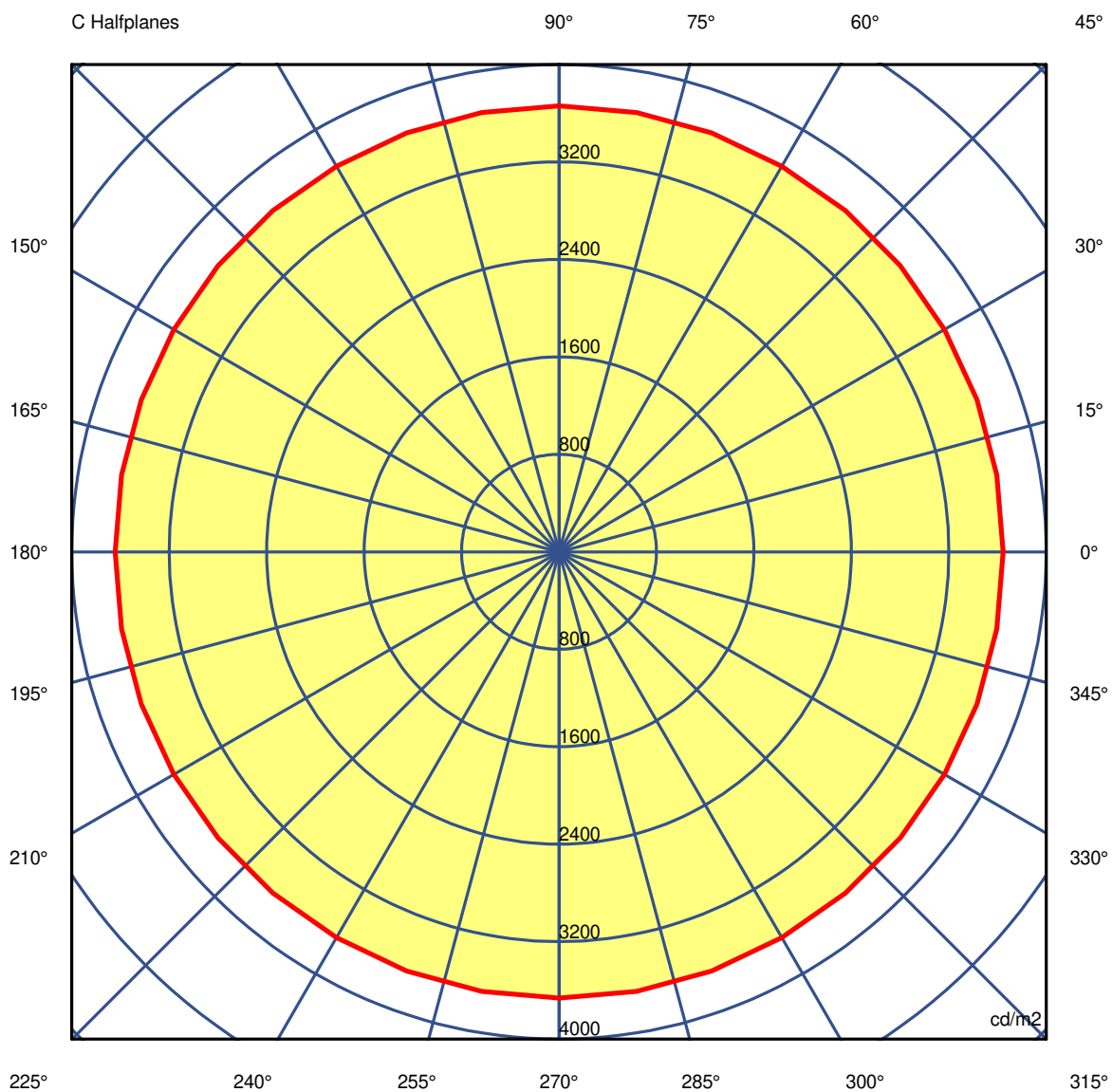
Measurem.

Code 26/7/2023

Name ROFY 60 /T D/I D0900 LIGHT+ K3 830 HO

Luminaire Flux	10275 lm	Luminaire Power	83.9 W	Efficacy	122.467 lm/W	Efficiency	69.13%
Source Flux	14864 lm	Maximum value	261.70 cd/klm	Position	C=0.00 G=0.00	CG Double Symmetrical	

Luminance



45.0°

Luminaire

Code 90593L900

Name ROFY 60 /T D/I D0900 LIGHT+ K3 830 HO

Measurem.

Code 26/7/2023

Name ROFY 60 /T D/I D0900 LIGHT+ K3 830 HO

Luminaire Flux	10275 lm	Luminaire Power		83.9 W		Efficacy		122.467 lm/W		Efficiency		69.13%	
Source Flux	14864 lm	Maximum value		261.70 cd/klm		Position		C=0.00 G=0.00		CG		Double Symmetrical	
Luminance cd/m2 Table 1/3													
	C 0.00	C 10.00	C 20.00	C 30.00	C 40.00	C 50.00	C 60.00	C 70.00	C 80.00	C 90.00	C 100.00	C 110.00	C 120.00
G 0.0	4953	4953	4953	4953	4953	4953	4953	4953	4953	4953	4953	4953	4953
G 5.0	4872	4874	4874	4874	4874	4874	4874	4874	4874	4874	4874	4874	4874
G 10.0	4775	4777	4777	4777	4777	4777	4777	4779	4779	4779	4779	4779	4777
G 15.0	4664	4664	4665	4666	4666	4666	4666	4667	4669	4670	4669	4667	4666
G 20.0	4534	4536	4536	4536	4537	4539	4540	4541	4542	4540	4542	4541	4540
G 25.0	4386	4390	4390	4390	4392	4393	4394	4396	4396	4396	4396	4396	4394
G 30.0	4226	4226	4227	4230	4230	4231	4234	4237	4238	4236	4238	4237	4234
G 35.0	4051	4049	4049	4051	4055	4058	4059	4060	4062	4063	4062	4060	4059
G 40.0	3855	3857	3858	3860	3863	3865	3866	3871	3873	3871	3873	3871	3866
G 45.0	3645	3648	3650	3652	3655	3656	3656	3661	3663	3663	3663	3661	3656
G 50.0	3419	3419	3421	3426	3428	3429	3431	3433	3435	3438	3435	3433	3431
G 55.0	3174	3178	3180	3182	3183	3186	3190	3194	3195	3195	3195	3194	3190
G 60.0	2916	2918	2921	2925	2931	2935	2937	2939	2941	2943	2941	2939	2937
G 65.0	2639	2636	2636	2642	2649	2653	2655	2660	2663	2665	2663	2660	2655
G 70.0	2318	2321	2323	2326	2331	2337	2345	2351	2353	2353	2353	2351	2345
G 75.0	1938	1945	1948	1951	1960	1971	1978	1978	1979	1983	1979	1978	1978
G 80.0	1467	1471	1475	1479	1486	1494	1501	1505	1507	1507	1507	1505	1501
G 85.0	799	799	801	807	812	817	822	822	822	822	822	822	822
G 90.0	148	148	148	148	148	148	148	148	148	148	148	148	148

Luminaire

Code 90593L900

Name ROFY 60 /T D/I D0900 LIGHT+ K3 830 HO

Measurem.

Code 26/7/2023

Name ROFY 60 /T D/I D0900 LIGHT+ K3 830 HO

Luminaire Flux	10275 lm		Luminaire Power		83.9 W		Efficacy		122.467 lm/W		Efficiency		69.13%	
Source Flux	14864 lm		Maximum value		261.70 cd/klm		Position		C=0.00 G=0.00		CG		Double Symmetrical	
Luminance cd/m2														
Table 2/3														
	C 130.00	C 140.00	C 150.00	C 160.00	C 170.00	C 180.00	C 190.00	C 200.00	C 210.00	C 220.00	C 230.00	C 240.00	C 250.00	
G 0.0	4953	4953	4953	4953	4953	4953	4953	4953	4953	4953	4953	4953	4953	
G 5.0	4874	4874	4874	4874	4874	4872	4874	4874	4874	4874	4874	4874	4874	
G 10.0	4777	4777	4777	4777	4777	4775	4777	4777	4777	4777	4777	4777	4779	
G 15.0	4666	4666	4666	4665	4664	4664	4664	4665	4666	4666	4666	4666	4667	
G 20.0	4539	4537	4536	4536	4536	4534	4536	4536	4536	4537	4539	4540	4541	
G 25.0	4393	4392	4390	4390	4390	4386	4390	4390	4390	4392	4393	4394	4396	
G 30.0	4231	4230	4230	4227	4226	4226	4226	4227	4230	4230	4231	4234	4237	
G 35.0	4058	4055	4051	4049	4049	4051	4049	4049	4051	4055	4058	4059	4060	
G 40.0	3865	3863	3860	3858	3857	3855	3857	3858	3860	3863	3865	3866	3871	
G 45.0	3656	3655	3652	3650	3648	3645	3648	3650	3652	3655	3656	3656	3661	
G 50.0	3429	3428	3426	3421	3419	3419	3419	3421	3426	3428	3429	3431	3433	
G 55.0	3186	3183	3182	3180	3178	3174	3178	3180	3182	3183	3186	3190	3194	
G 60.0	2935	2931	2925	2921	2918	2916	2918	2921	2925	2931	2935	2937	2939	
G 65.0	2653	2649	2642	2636	2636	2639	2636	2636	2642	2649	2653	2655	2660	
G 70.0	2337	2331	2326	2323	2321	2318	2321	2323	2326	2331	2337	2345	2351	
G 75.0	1971	1960	1951	1948	1945	1938	1945	1948	1951	1960	1971	1978	1978	
G 80.0	1494	1486	1479	1475	1471	1467	1471	1475	1479	1486	1494	1501	1505	
G 85.0	817	812	807	801	799	799	799	801	807	812	817	822	822	
G 90.0	148	148	148	148	148	148	148	148	148	148	148	148	148	

Luminaire

Code 90593L900

Name ROFY 60 /T D/I D0900 LIGHT+ K3 830 HO

Measurem.

Code 26/7/2023

Name ROFY 60 /T D/I D0900 LIGHT+ K3 830 HO

Luminaire Flux	10275 lm	Luminaire Power	83.9 W	Efficacy	122.467 lm/W	Efficiency	69.13%
Source Flux	14864 lm	Maximum value	261.70 cd/klm	Position	C=0.00 G=0.00	CG	Double Symmetrical

Luminance cd/m2 Table 3/3

	C 260.00	C 270.00	C 280.00	C 290.00	C 300.00	C 310.00	C 320.00	C 330.00	C 340.00	C 350.00
G 0.0	4953	4953	4953	4953	4953	4953	4953	4953	4953	4953
G 5.0	4874	4874	4874	4874	4874	4874	4874	4874	4874	4874
G 10.0	4779	4779	4779	4779	4777	4777	4777	4777	4777	4777
G 15.0	4669	4670	4669	4667	4666	4666	4666	4666	4665	4664
G 20.0	4542	4540	4542	4541	4540	4539	4537	4536	4536	4536
G 25.0	4396	4396	4396	4396	4394	4393	4392	4390	4390	4390
G 30.0	4238	4236	4238	4237	4234	4231	4230	4230	4227	4226
G 35.0	4062	4063	4062	4060	4059	4058	4055	4051	4049	4049
G 40.0	3873	3871	3873	3871	3866	3865	3863	3860	3858	3857
G 45.0	3663	3663	3663	3661	3656	3656	3655	3652	3650	3648
G 50.0	3435	3438	3435	3433	3431	3429	3428	3426	3421	3419
G 55.0	3195	3195	3195	3194	3190	3186	3183	3182	3180	3178
G 60.0	2941	2943	2941	2939	2937	2935	2931	2925	2921	2918
G 65.0	2663	2665	2663	2660	2655	2653	2649	2642	2636	2636
G 70.0	2353	2353	2353	2351	2345	2337	2331	2326	2323	2321
G 75.0	1979	1983	1979	1978	1978	1971	1960	1951	1948	1945
G 80.0	1507	1507	1507	1505	1501	1494	1486	1479	1475	1471
G 85.0	822	822	822	822	822	817	812	807	801	799
G 90.0	148	148	148	148	148	148	148	148	148	148