

Luminaire

Code 90593L900

Name ROFY 60 /T D/I D0900 LIGHT+ K3 840 HO

Measurem.

Code 26/7/2023

Name ROFY 60 /T D/I D0900 LIGHT+ K3 840 HO

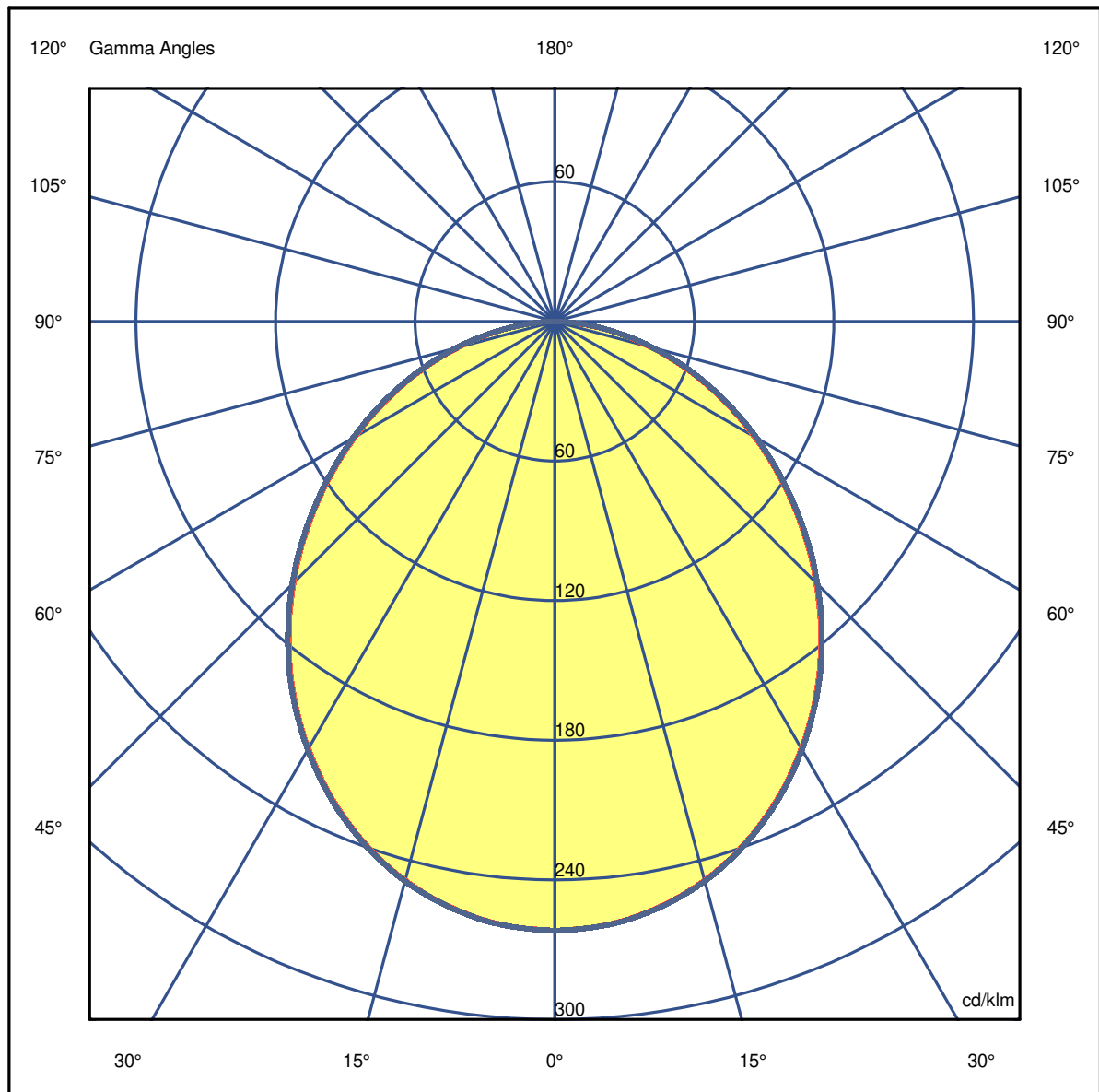
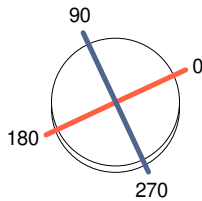
Luminaire Flux	10756 lm	Luminaire Power	83.9 W	Efficacy	128.202 lm/W	Efficiency	69.13%
Source Flux	15560 lm	Maximum value	261.70 cd/klm	Position	C=0.00 G=0.00	CG	Double Symmetrical

Diam=1018mm

C Halfplanes

180.0 ——— 0.0

270.0 ——— 90.0



Luminaire

Code 90593L900
Name ROFY 60 /T D/I D0900 LIGHT+ K3 840 HO

Measurem.

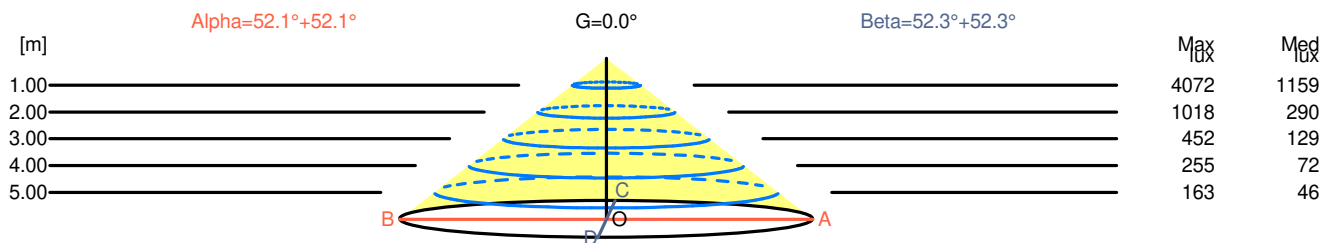
Code 26/7/2023
Name ROFY 60 /T D/I D0900 LIGHT+ K3 840 HO

Luminaire Flux	10756 lm	Luminaire Power	83.9 W	Efficacy	128.202 lm/W	Efficiency	69.13%
Source Flux	15560 lm	Maximum value	261.70 cd/klm	Position	C=0.00 G=0.00	CG	Double Symmetrical

Width at 50.00 % of Max Intensity

H[m]	1.00	2.00	3.00	4.00	5.00	H[m]	1.00	2.00	3.00	4.00	5.00
OA	1.28	2.57	3.85	5.13	6.42	OC	1.29	2.59	3.88	5.17	6.46
OB	1.28	2.57	3.85	5.13	6.42	OD	1.29	2.59	3.88	5.17	6.46

	0	5	15	25	35	45	55	65	75	85
OA	4072.05	4048.71	3869.77	3522.78	3046.65	2472.48	1853.20	1244.80	669.08	166.49
OB	4072.05	4048.71	3869.77	3522.78	3046.65	2472.48	1853.20	1244.80	669.08	166.49
OC	4072.05	4050.27	3874.44	3530.56	3055.98	2484.93	1865.64	1257.25	684.64	171.16
OD	4072.05	4050.27	3874.44	3530.56	3055.98	2484.93	1865.64	1257.25	684.64	171.16



H[m]	D[m]	Max lux	Med lux	Alpha=52.1°+52.1°	G=0.0
1.00	2.57	4072	1159		
2.00	5.13	1018	290		
3.00	7.70	452	129		
4.00	10.27	255	72		
5.00	12.84	163	46		

H[m]	D[m]	Max lux	Med lux	Beta=52.3°+52.3°	G=0.0
1.00	2.59	4072	1159		
2.00	5.17	1018	290		
3.00	7.76	452	129		
4.00	10.34	255	72		
5.00	12.93	163	46		

Luminaire

Code 90593L900

Name ROFY 60 /T D/I D0900 LIGHT+ K3 840 HO

Measurem.

Code 26/7/2023

Name ROFY 60 /T D/I D0900 LIGHT+ K3 840 HO

Luminaire Flux	10756 lm	Luminaire Power	83.9 W	Efficacy	128.202 lm/W	Efficiency	69.13%
Source Flux	15560 lm	Maximum value	261.70 cd/klm	Position	C=0.00 G=0.00	CG	Double Symmetrical

UGR
S = 0.250

Reflectancies										
Ceiling/Cavity	0.7	0.7	0.5	0.5	0.3	0.7	0.7	0.5	0.5	0.3
Walls	0.5	0.3	0.5	0.3	0.3	0.5	0.3	0.5	0.3	0.3
Working Plane	0.2	0.2	0.2	0.2	0.2	0.2	0.2	0.2	0.2	0.2
Room Dimensions										
Room Dimensions	Lateral View					Viewed Endwise				
x=2H y=2H	16.7	18.0	17.0	18.2	18.5	16.7	18.0	17.0	18.2	18.5
x=2H y=3H	18.0	19.2	18.3	19.4	19.7	18.0	19.2	18.4	19.5	19.8
x=2H y=4H	18.5	19.6	18.8	19.9	20.2	18.6	19.7	18.9	19.9	20.2
x=2H y=6H	18.8	19.9	19.2	20.2	20.5	18.9	19.9	19.2	20.2	20.6
x=2H y=8H	18.9	19.9	19.3	20.2	20.5	19.0	20.0	19.4	20.3	20.6
x=2H y=12H	18.9	19.9	19.3	20.2	20.6	19.0	20.0	19.4	20.3	20.6
x=4H y=2H	17.3	18.4	17.6	18.7	19.0	17.3	18.4	17.6	18.7	19.0
x=4H y=3H	18.8	19.7	19.2	20.1	20.4	18.8	19.8	19.2	20.1	20.5
x=4H y=4H	19.4	20.2	19.8	20.6	21.0	19.5	20.3	19.9	20.6	21.0
x=4H y=6H	19.8	20.6	20.3	20.9	21.4	19.9	20.6	20.3	21.0	21.4
x=4H y=8H	20.0	20.6	20.4	21.0	21.4	20.0	20.7	20.5	21.1	21.5
x=4H y=12H	20.0	20.6	20.5	21.0	21.5	20.1	20.7	20.5	21.1	21.5
x=8H y=4H	19.6	20.3	20.1	20.7	21.1	19.7	20.4	20.1	20.8	21.2
x=8H y=6H	20.2	20.8	20.7	21.2	21.6	20.3	20.8	20.7	21.2	21.7
x=8H y=8H	20.4	20.8	20.8	21.3	21.8	20.4	20.9	20.9	21.4	21.8
x=8H y=12H	20.5	20.9	21.0	21.3	21.9	20.5	21.0	21.0	21.4	21.9
x=12H y=4H	19.7	20.3	20.1	20.7	21.1	19.7	20.3	20.1	20.7	21.2
x=12H y=6H	20.2	20.7	20.7	21.2	21.6	20.3	20.8	20.8	21.2	21.7
x=12H y=8H	20.4	20.9	20.9	21.3	21.8	20.5	20.9	21.0	21.4	21.9

Luminaire

Code 90593L900

Name ROFY 60 /T D/I D0900 LIGHT+ K3 840 HO

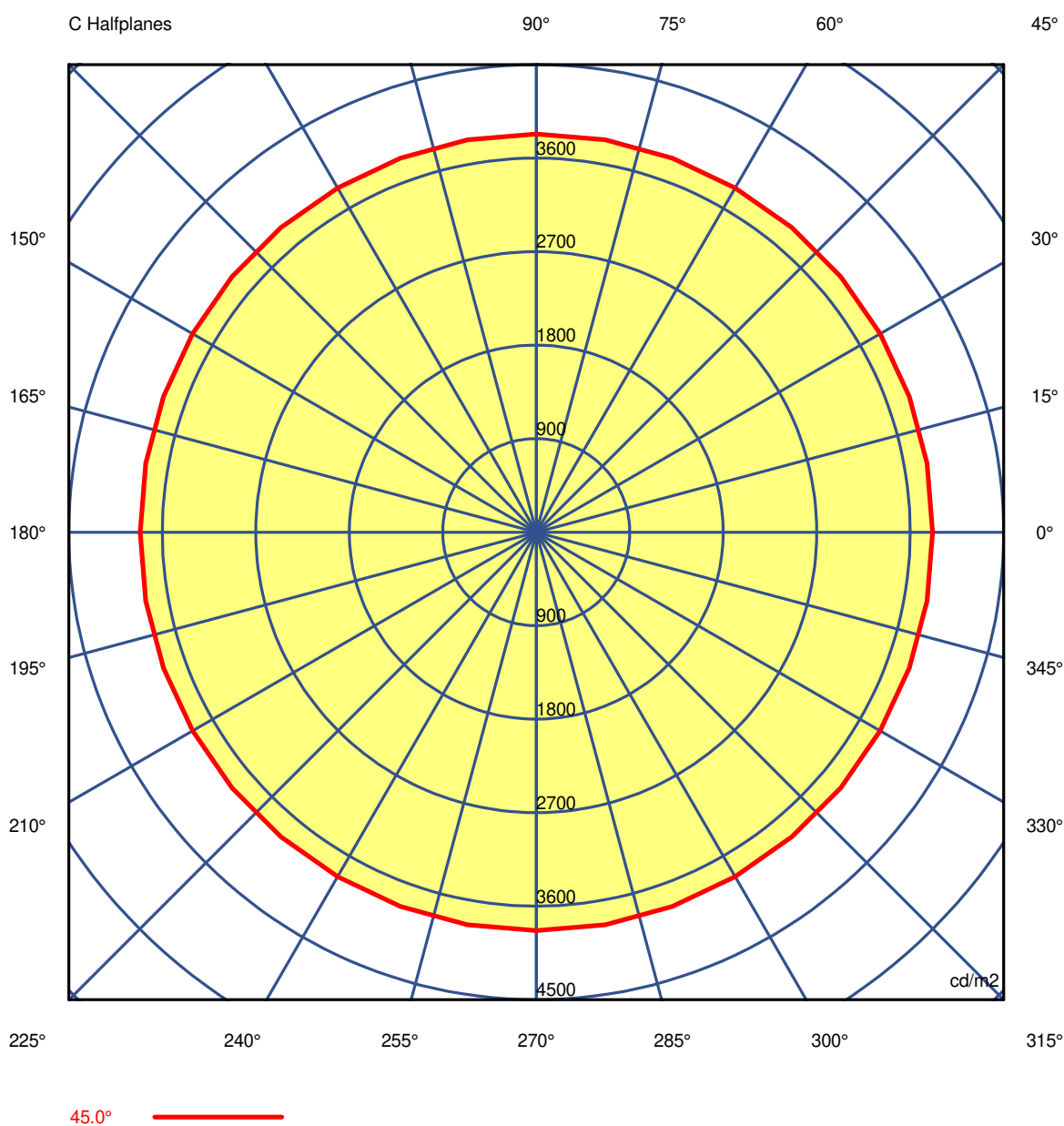
Measurem.

Code 26/7/2023

Name ROFY 60 /T D/I D0900 LIGHT+ K3 840 HO

Luminaire Flux	10756 lm	Luminaire Power	83.9 W	Efficacy	128.202 lm/W	Efficiency	69.13%
Source Flux	15560 lm	Maximum value	261.70 cd/klm	Position	C=0.00 G=0.00	CG	Double Symmetrical

Luminance



Luminaire

Code 90593L900

Name ROFY 60 /T D/I D0900 LIGHT+ K3 840 HO

Measurement

Code 26/7/2023

Name ROFY 60 /T D/I D0900 LIGHT+ K3 840 HO

Luminaire Flux	10756 lm		Luminaire Power		83.9 W		Efficacy		128.202 lm/W		Efficiency		69.13%	
Source Flux	15560 lm		Maximum value		261.70 cd/klm		Position		C=0.00 G=0.00		CG		Double Symmetrical	
Luminance cd/m2														
Table 1/3														
	C 0.00	C 10.00	C 20.00	C 30.00	C 40.00	C 50.00	C 60.00	C 70.00	C 80.00	C 90.00	C 100.00	C 110.00	C 120.00	
G 0.0	5185	5185	5185	5185	5185	5185	5185	5185	5185	5185	5185	5185	5185	
G 5.0	5100	5102	5102	5102	5102	5102	5102	5102	5102	5102	5102	5102	5102	
G 10.0	4999	5000	5001	5001	5001	5001	5001	5002	5003	5003	5003	5002	5001	
G 15.0	4883	4883	4883	4885	4885	4885	4885	4886	4887	4889	4887	4886	4885	
G 20.0	4746	4748	4748	4748	4750	4751	4752	4754	4754	4752	4754	4754	4752	
G 25.0	4592	4595	4596	4596	4597	4599	4600	4601	4602	4602	4602	4601	4600	
G 30.0	4424	4424	4425	4428	4428	4429	4432	4436	4436	4434	4436	4436	4432	
G 35.0	4240	4239	4238	4240	4245	4248	4249	4250	4252	4253	4252	4250	4249	
G 40.0	4036	4038	4039	4041	4044	4046	4047	4052	4054	4052	4054	4052	4047	
G 45.0	3816	3819	3821	3823	3826	3828	3828	3832	3835	3835	3835	3832	3828	
G 50.0	3579	3579	3581	3587	3589	3590	3592	3593	3596	3599	3596	3593	3592	
G 55.0	3322	3326	3329	3331	3332	3335	3339	3343	3345	3345	3345	3343	3339	
G 60.0	3053	3055	3057	3062	3068	3073	3074	3076	3078	3080	3078	3076	3074	
G 65.0	2762	2759	2760	2766	2773	2778	2779	2784	2788	2790	2788	2784	2779	
G 70.0	2427	2430	2432	2435	2440	2447	2455	2461	2463	2463	2463	2461	2455	
G 75.0	2029	2036	2040	2043	2051	2063	2071	2071	2072	2076	2072	2071	2071	
G 80.0	1536	1540	1544	1548	1555	1564	1571	1576	1577	1577	1577	1576	1571	
G 85.0	837	837	839	845	850	855	860	860	860	860	860	860	860	
G 90.0	154	154	154	154	154	154	154	154	154	154	154	154	154	

Luminaire

Code 90593L900

Name ROFY 60 /T D/I D0900 LIGHT+ K3 840 HO

Measurem.

Code 26/7/2023

Name ROFY 60 /T D/I D0900 LIGHT+ K3 840 HO

Luminaire Flux	10756 lm		Luminaire Power		83.9 W		Efficacy		128.202 lm/W		Efficiency		69.13%	
Source Flux	15560 lm		Maximum value		261.70 cd/klm		Position		C=0.00 G=0.00		CG		Double Symmetrical	
Luminance cd/m2														
Table 2/3														
	C 130.00	C 140.00	C 150.00	C 160.00	C 170.00	C 180.00	C 190.00	C 200.00	C 210.00	C 220.00	C 230.00	C 240.00	C 250.00	
G 0.0	5185	5185	5185	5185	5185	5185	5185	5185	5185	5185	5185	5185	5185	
G 5.0	5102	5102	5102	5102	5102	5100	5102	5102	5102	5102	5102	5102	5102	
G 10.0	5001	5001	5001	5001	5000	4999	5000	5001	5001	5001	5001	5001	5002	
G 15.0	4885	4885	4885	4883	4883	4883	4883	4883	4885	4885	4885	4885	4886	
G 20.0	4751	4750	4748	4748	4748	4746	4748	4748	4748	4750	4751	4752	4754	
G 25.0	4599	4597	4596	4596	4595	4592	4595	4596	4596	4597	4599	4600	4601	
G 30.0	4429	4428	4428	4425	4424	4424	4424	4425	4428	4428	4429	4432	4436	
G 35.0	4248	4245	4240	4238	4239	4240	4239	4238	4240	4245	4248	4249	4250	
G 40.0	4046	4044	4041	4039	4038	4036	4038	4039	4041	4044	4046	4047	4052	
G 45.0	3828	3826	3823	3821	3819	3816	3819	3821	3823	3826	3828	3828	3832	
G 50.0	3590	3589	3587	3581	3579	3579	3579	3581	3587	3589	3590	3592	3593	
G 55.0	3335	3332	3331	3329	3326	3322	3326	3329	3331	3332	3335	3339	3343	
G 60.0	3073	3068	3062	3057	3055	3053	3055	3057	3062	3068	3073	3074	3076	
G 65.0	2778	2773	2766	2760	2759	2762	2759	2760	2766	2773	2778	2779	2784	
G 70.0	2447	2440	2435	2432	2430	2427	2430	2432	2435	2440	2447	2455	2461	
G 75.0	2063	2051	2043	2040	2036	2029	2036	2040	2043	2051	2063	2071	2071	
G 80.0	1564	1555	1548	1544	1540	1536	1540	1544	1548	1555	1564	1571	1576	
G 85.0	855	850	845	839	837	837	837	839	845	850	855	860	860	
G 90.0	154	154	154	154	154	154	154	154	154	154	154	154	154	

Luminaire

Code 90593L900

Name ROFY 60 /T D/I D0900 LIGHT+ K3 840 HO

Measurem.

Code 26/7/2023

Name ROFY 60 /T D/I D0900 LIGHT+ K3 840 HO

Luminaire Flux	10756 lm	Luminaire Power	83.9 W	Efficacy	128.202 lm/W	Efficiency	69.13%
Source Flux	15560 lm	Maximum value	261.70 cd/klm	Position	C=0.00 G=0.00	CG	Double Symmetrical

Luminance cd/m2 Table 3/3

	C 260.00	C 270.00	C 280.00	C 290.00	C 300.00	C 310.00	C 320.00	C 330.00	C 340.00	C 350.00
G 0.0	5185	5185	5185	5185	5185	5185	5185	5185	5185	5185
G 5.0	5102	5102	5102	5102	5102	5102	5102	5102	5102	5102
G 10.0	5003	5003	5003	5002	5001	5001	5001	5001	5001	5000
G 15.0	4887	4889	4887	4886	4885	4885	4885	4885	4883	4883
G 20.0	4754	4752	4754	4754	4752	4751	4750	4748	4748	4748
G 25.0	4602	4602	4602	4601	4600	4599	4597	4596	4596	4595
G 30.0	4436	4434	4436	4436	4432	4429	4428	4428	4425	4424
G 35.0	4252	4253	4252	4250	4249	4248	4245	4240	4238	4239
G 40.0	4054	4052	4054	4052	4047	4046	4044	4041	4039	4038
G 45.0	3835	3835	3835	3832	3828	3828	3826	3823	3821	3819
G 50.0	3596	3599	3596	3593	3592	3590	3589	3587	3581	3579
G 55.0	3345	3345	3345	3343	3339	3335	3332	3331	3329	3326
G 60.0	3078	3080	3078	3076	3074	3073	3068	3062	3057	3055
G 65.0	2788	2790	2788	2784	2779	2778	2773	2766	2760	2759
G 70.0	2463	2463	2463	2461	2455	2447	2440	2435	2432	2430
G 75.0	2072	2076	2072	2071	2071	2063	2051	2043	2040	2036
G 80.0	1577	1577	1577	1576	1571	1564	1555	1548	1544	1540
G 85.0	860	860	860	860	860	855	850	845	839	837
G 90.0	154	154	154	154	154	154	154	154	154	154