

Luminaire

Code 90594L600

Name ROFY 60 /T D/I D0600 LIGHT+ 840 LO

Measurem.

Code 4/8/2023

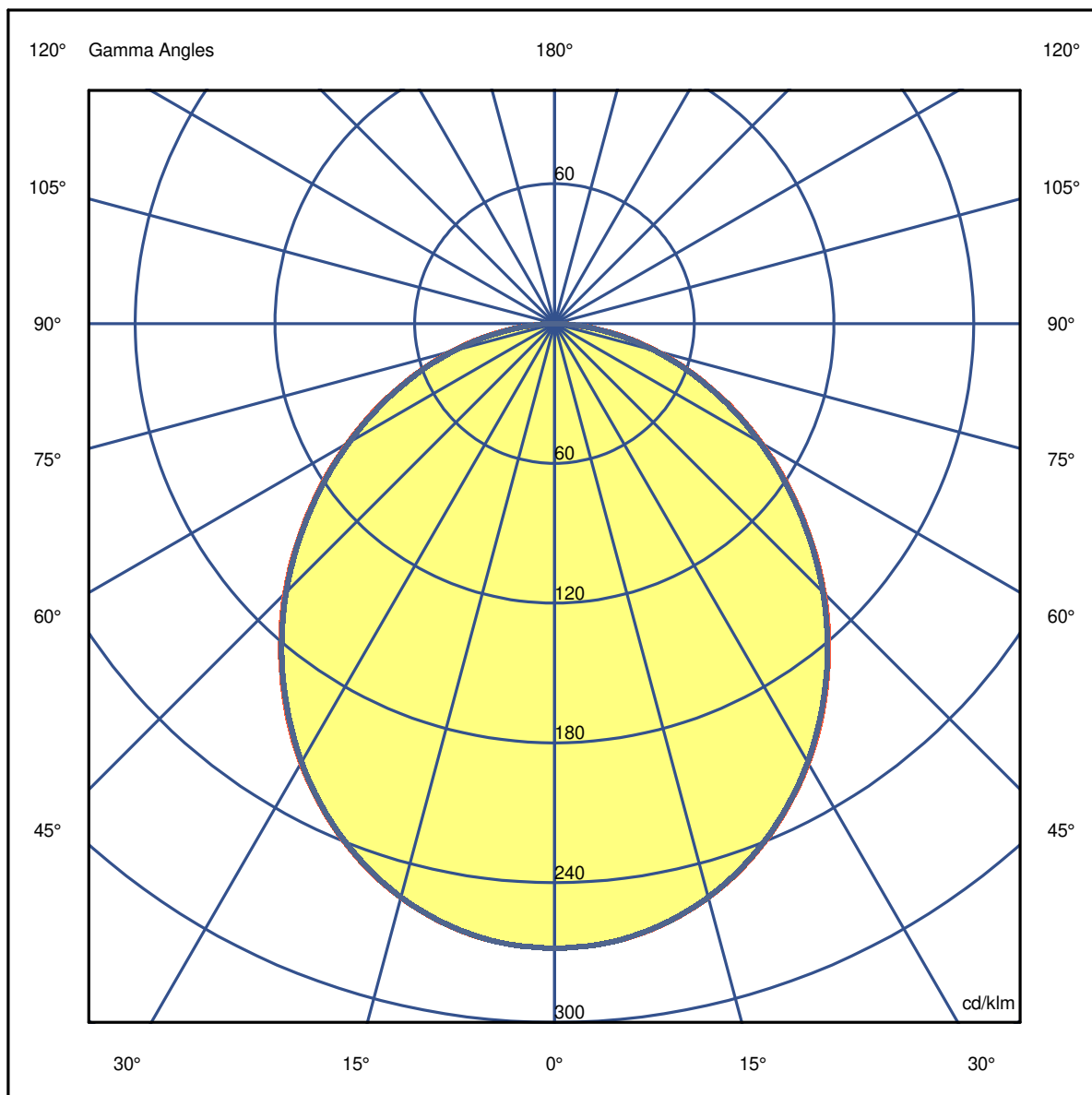
Name ROFY 60 /T D/I D0600 LIGHT+ 840 LO

Luminaire Flux	5304 lm	Luminaire Power	43.3 W	Efficacy	122.599 lm/W	Efficiency	70.79%
Source Flux	7492 lm	Maximum value	268.10 cd/klm	Position	C=0.00 G=0.00	CG	Double Symmetrical

Diam=718mm

C Halfplanes

180.0 ——— 0.0
270.0 ——— 90.0



Luminaire

Code 90594L600
Name ROFY 60 /T D/I D0600 LIGHT+ 840 LO

Measurem.

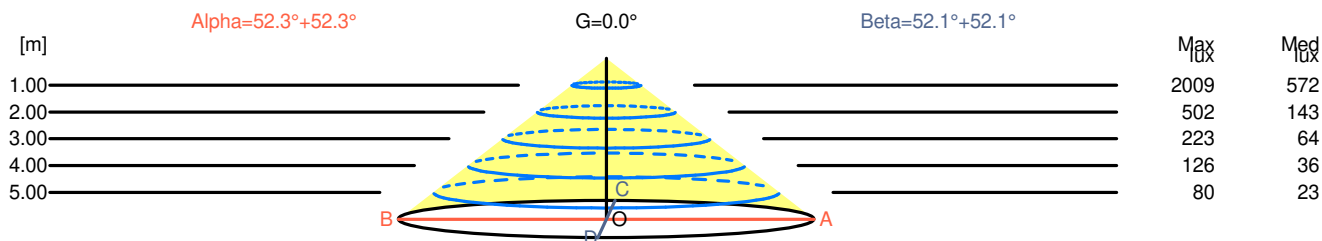
Code 4/8/2023
Name ROFY 60 /T D/I D0600 LIGHT+ 840 LO

Luminaire Flux	5304 lm	Luminaire Power	43.3 W	Efficacy	122.599 lm/W	Efficiency	70.79%
Source Flux	7492 lm	Maximum value	268.10 cd/klm	Position	C=0.00 G=0.00	CG	Double Symmetrical

Width at 50.00 % of Max Intensity

H[m]	1.00	2.00	3.00	4.00	5.00	H[m]	1.00	2.00	3.00	4.00	5.00
OA	1.29	2.58	3.87	5.17	6.46	OC	1.28	2.57	3.85	5.14	6.42
OB	1.29	2.58	3.87	5.17	6.46	OD	1.28	2.57	3.85	5.14	6.42

	0	5	15	25	35	45	55	65	75	85
OA	2008.61	1998.12	1910.46	1741.14	1506.64	1226.44	920.02	618.84	337.14	83.91
OB	2008.61	1998.12	1910.46	1741.14	1506.64	1226.44	920.02	618.84	337.14	83.91
OC	2008.61	1998.12	1909.71	1738.14	1502.15	1221.20	914.77	613.59	331.15	81.66
OD	2008.61	1998.12	1909.71	1738.14	1502.15	1221.20	914.77	613.59	331.15	81.66



H[m]	D[m]	Max lux	Med lux	Alpha=52.3°+52.3°	G=0.0	
1.00	2.58	2009	572			
2.00	5.17	502	143			
3.00	7.75	223	64			
4.00	10.33	126	36			
5.00	12.92	80	23			

H[m]	D[m]	Max lux	Med lux	Beta=52.1°+52.1°	G=0.0	
1.00	2.57	2009	572			
2.00	5.14	502	143			
3.00	7.70	223	64			
4.00	10.27	126	36			
5.00	12.84	80	23			

Luminaire

Code 90594L600
Name ROFY 60 /T D/I D0600 LIGHT+ 840 LO

Measurem.

Code 4/8/2023
Name ROFY 60 /T D/I D0600 LIGHT+ 840 LO

Luminaire Flux	5304 lm	Luminaire Power	43.3 W	Efficacy	122.599 lm/W	Efficiency	70.79%
Source Flux	7492 lm	Maximum value	268.10 cd/klm	Position	C=0.00 G=0.00	CG	Double Symmetrical

UGR
S = 0.250

Reflectancies										
Ceiling/Cavity	0.7	0.7	0.5	0.5	0.3	0.7	0.7	0.5	0.5	0.3
Walls	0.5	0.3	0.5	0.3	0.3	0.5	0.3	0.5	0.3	0.3
Working Plane	0.2	0.2	0.2	0.2	0.2	0.2	0.2	0.2	0.2	0.2
Room Dimensions	Lateral View					Viewed Endwise				
x=2H y=2H	16.4	17.8	16.7	18.0	18.2	16.4	17.7	16.7	18.0	18.2
x=2H y=3H	17.7	18.9	18.1	19.2	19.5	17.7	18.9	18.0	19.1	19.4
x=2H y=4H	18.2	19.3	18.6	19.6	19.9	18.2	19.3	18.5	19.6	19.8
x=2H y=6H	18.5	19.6	18.9	19.9	20.2	18.5	19.5	18.8	19.8	20.1
x=2H y=8H	18.6	19.6	19.0	19.9	20.2	18.5	19.5	18.9	19.8	20.2
x=2H y=12H	18.6	19.6	19.0	19.9	20.3	18.6	19.5	18.9	19.8	20.2
x=4H y=2H	17.0	18.1	17.4	18.4	18.7	17.0	18.1	17.4	18.4	18.7
x=4H y=3H	18.5	19.5	18.9	19.8	20.1	18.5	19.4	18.8	19.8	20.1
x=4H y=4H	19.1	19.9	19.5	20.3	20.6	19.1	19.9	19.5	20.2	20.6
x=4H y=6H	19.5	20.3	19.9	20.6	21.0	19.5	20.2	19.9	20.6	21.0
x=4H y=8H	19.6	20.3	20.1	20.7	21.1	19.6	20.2	20.0	20.6	21.1
x=4H y=12H	19.7	20.3	20.1	20.7	21.1	19.6	20.2	20.1	20.6	21.1
x=8H y=4H	19.3	20.0	19.8	20.4	20.8	19.3	20.0	19.7	20.4	20.8
x=8H y=6H	19.8	20.4	20.3	20.8	21.3	19.8	20.3	20.2	20.8	21.2
x=8H y=8H	20.0	20.5	20.5	21.0	21.4	20.0	20.4	20.4	20.9	21.4
x=8H y=12H	20.1	20.5	20.6	21.0	21.5	20.0	20.4	20.5	20.9	21.4
x=12H y=4H	19.3	19.9	19.8	20.3	20.8	19.3	19.9	19.7	20.3	20.7
x=12H y=6H	19.9	20.4	20.4	20.8	21.3	19.8	20.3	20.3	20.8	21.2
x=12H y=8H	20.1	20.5	20.6	20.9	21.5	20.0	20.4	20.5	20.9	21.4

Luminaire

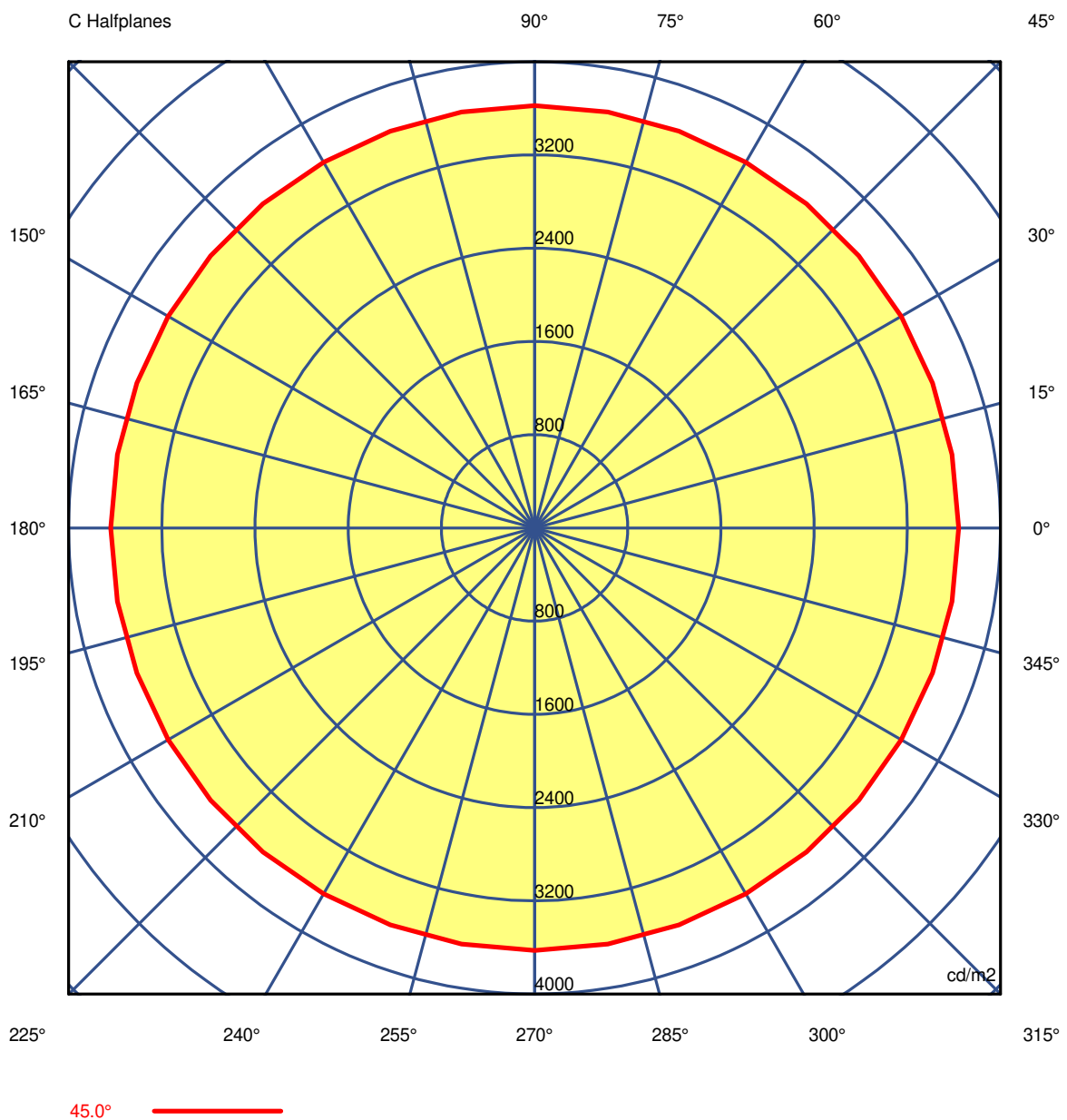
Code 90594L600
Name ROFY 60 /T D/I D0600 LIGHT+ 840 LO

Measurem.

Code 4/8/2023
Name ROFY 60 /T D/I D0600 LIGHT+ 840 LO

Luminaire Flux	5304 lm	Luminaire Power	43.3 W	Efficacy	122.599 lm/W	Efficiency	70.79%
Source Flux	7492 lm	Maximum value	268.10 cd/klm	Position	C=0.00 G=0.00	CG Double Symmetrical	

Luminance



Luminaire

Code 90594L600

Name ROFY 60 /T D/I D0600 LIGHT+ 840 LO

Measurement

Code 4/8/2023

Name ROFY 60 /T D/I D0600 LIGHT+ 840 LO

Luminaire Flux		5304 lm		Luminaire Power		43.3 W		Efficacy		122.599 lm/W		Efficiency		70.79%	
Source Flux		7492 lm		Maximum value		268.10 cd/klm		Position		C=0.00 G=0.00		CG		Double Symmetrical	
Luminance cd/m2														Table 1/3	
	C 0.00	C 10.00	C 20.00	C 30.00	C 40.00	C 50.00	C 60.00	C 70.00	C 80.00	C 90.00	C 100.00	C 110.00	C 120.00		
G 0.0	5219	5219	5219	5219	5219	5219	5219	5219	5219	5219	5219	5219	5219	5219	5219
G 5.0	5105	5105	5105	5105	5105	5105	5105	5105	5105	5105	5105	5105	5105	5105	5105
G 10.0	4976	4975	4974	4974	4974	4974	4974	4974	4974	4974	4974	4974	4974	4974	4974
G 15.0	4831	4829	4829	4829	4829	4828	4827	4827	4828	4829	4828	4827	4827	4827	4827
G 20.0	4671	4671	4670	4669	4669	4668	4667	4667	4666	4665	4666	4667	4667	4667	4667
G 25.0	4493	4491	4491	4491	4488	4487	4487	4487	4486	4485	4486	4487	4487	4487	4487
G 30.0	4304	4303	4301	4300	4299	4297	4296	4295	4294	4294	4294	4295	4296	4296	4296
G 35.0	4096	4096	4095	4092	4091	4088	4086	4086	4085	4084	4085	4086	4086	4086	4086
G 40.0	3874	3874	3872	3869	3869	3867	3863	3863	3862	3861	3862	3863	3863	3863	3863
G 45.0	3640	3637	3634	3633	3633	3630	3624	3624	3624	3624	3624	3624	3624	3624	3624
G 50.0	3380	3379	3377	3375	3373	3369	3366	3366	3366	3364	3366	3366	3366	3366	3366
G 55.0	3110	3106	3105	3105	3099	3097	3097	3096	3094	3092	3094	3096	3097	3097	3097
G 60.0	2825	2823	2821	2817	2813	2810	2808	2807	2805	2803	2805	2807	2808	2808	2808
G 65.0	2518	2518	2517	2512	2508	2504	2500	2497	2497	2497	2497	2497	2500	2500	2500
G 70.0	2181	2179	2176	2171	2165	2164	2164	2156	2153	2157	2153	2156	2164	2164	2164
G 75.0	1792	1789	1786	1784	1782	1774	1764	1764	1762	1760	1762	1764	1764	1764	1764
G 80.0	1306	1312	1307	1297	1297	1295	1287	1284	1281	1278	1281	1284	1287	1287	1287
G 85.0	672	676	679	678	675	668	660	660	659	654	659	660	660	660	660
G 90.0	114	114	114	114	114	114	114	114	114	114	114	114	114	114	114

Luminaire

Code 90594L600

Name ROFY 60 /T D/I D0600 LIGHT+ 840 LO

Measurement

Code 4/8/2023

Name ROFY 60 /T D/I D0600 LIGHT+ 840 LO

Luminaire Flux	5304 lm		Luminaire Power		43.3 W		Efficacy		122.599 lm/W		Efficiency		70.79%	
Source Flux	7492 lm		Maximum value		268.10 cd/klm		Position		C=0.00 G=0.00		CG		Double Symmetrical	
Luminance cd/m2														
Table 2/3														
	C 130.00	C 140.00	C 150.00	C 160.00	C 170.00	C 180.00	C 190.00	C 200.00	C 210.00	C 220.00	C 230.00	C 240.00	C 250.00	
G 0.0	5219	5219	5219	5219	5219	5219	5219	5219	5219	5219	5219	5219	5219	
G 5.0	5105	5105	5105	5105	5105	5105	5105	5105	5105	5105	5105	5105	5105	
G 10.0	4974	4974	4974	4974	4975	4976	4975	4974	4974	4974	4974	4974	4974	
G 15.0	4828	4829	4829	4829	4829	4831	4829	4829	4829	4829	4828	4827	4827	
G 20.0	4668	4669	4669	4670	4671	4671	4671	4670	4669	4669	4668	4667	4667	
G 25.0	4487	4488	4491	4491	4491	4493	4491	4491	4491	4488	4487	4487	4487	
G 30.0	4297	4299	4300	4301	4303	4304	4303	4301	4300	4299	4297	4296	4295	
G 35.0	4088	4091	4092	4095	4096	4096	4096	4095	4092	4091	4088	4086	4086	
G 40.0	3867	3869	3869	3872	3874	3874	3874	3872	3869	3869	3867	3863	3863	
G 45.0	3630	3633	3633	3634	3637	3640	3637	3634	3633	3633	3630	3624	3624	
G 50.0	3369	3373	3375	3377	3379	3380	3379	3377	3375	3373	3369	3366	3366	
G 55.0	3097	3099	3105	3105	3106	3110	3106	3105	3105	3099	3097	3097	3096	
G 60.0	2810	2813	2817	2821	2823	2825	2823	2821	2817	2813	2810	2808	2807	
G 65.0	2504	2508	2512	2517	2518	2518	2518	2517	2512	2508	2504	2500	2497	
G 70.0	2164	2165	2171	2176	2179	2181	2179	2176	2171	2165	2164	2164	2156	
G 75.0	1774	1782	1784	1786	1789	1792	1789	1786	1784	1782	1774	1764	1764	
G 80.0	1295	1297	1297	1307	1312	1306	1312	1307	1297	1297	1295	1287	1284	
G 85.0	668	675	678	679	676	672	676	679	678	675	668	660	660	
G 90.0	114	114	114	114	114	114	114	114	114	114	114	114	114	

Luminaire

Code 90594L600

Name ROFY 60 /T D/I D0600 LIGHT+ 840 LO

Measurem.

Code 4/8/2023

Name ROFY 60 /T D/I D0600 LIGHT+ 840 LO

Luminaire Flux	5304 lm	Luminaire Power	43.3 W	Efficacy	122.599 lm/W	Efficiency	70.79%
Source Flux	7492 lm	Maximum value	268.10 cd/klm	Position	C=0.00 G=0.00	CG	Double Symmetrical

Luminance cd/m2 Table 3/3

	C 260.00	C 270.00	C 280.00	C 290.00	C 300.00	C 310.00	C 320.00	C 330.00	C 340.00	C 350.00
G 0.0	5219	5219	5219	5219	5219	5219	5219	5219	5219	5219
G 5.0	5105	5105	5105	5105	5105	5105	5105	5105	5105	5105
G 10.0	4974	4974	4974	4974	4974	4974	4974	4974	4974	4975
G 15.0	4828	4829	4828	4827	4827	4828	4829	4829	4829	4829
G 20.0	4666	4665	4666	4667	4667	4668	4669	4669	4670	4671
G 25.0	4486	4485	4486	4487	4487	4487	4488	4491	4491	4491
G 30.0	4294	4294	4294	4295	4296	4297	4299	4300	4301	4303
G 35.0	4085	4084	4085	4086	4086	4088	4091	4092	4095	4096
G 40.0	3862	3861	3862	3863	3863	3867	3869	3869	3872	3874
G 45.0	3624	3624	3624	3624	3624	3630	3633	3633	3634	3637
G 50.0	3366	3364	3366	3366	3366	3369	3373	3375	3377	3379
G 55.0	3094	3092	3094	3096	3097	3097	3099	3105	3105	3106
G 60.0	2805	2803	2805	2807	2808	2810	2813	2817	2821	2823
G 65.0	2497	2497	2497	2497	2500	2504	2508	2512	2517	2518
G 70.0	2153	2157	2153	2156	2164	2164	2165	2171	2176	2179
G 75.0	1762	1760	1762	1764	1764	1774	1782	1784	1786	1789
G 80.0	1281	1278	1281	1284	1287	1295	1297	1297	1307	1312
G 85.0	659	654	659	660	660	668	675	678	679	676
G 90.0	114	114	114	114	114	114	114	114	114	114