

Luminaire

Code 90621L115

Name ROFY 85 /E D1150 LIGHT+ K3 840 HO

Measurem.

Code 25/7/2023

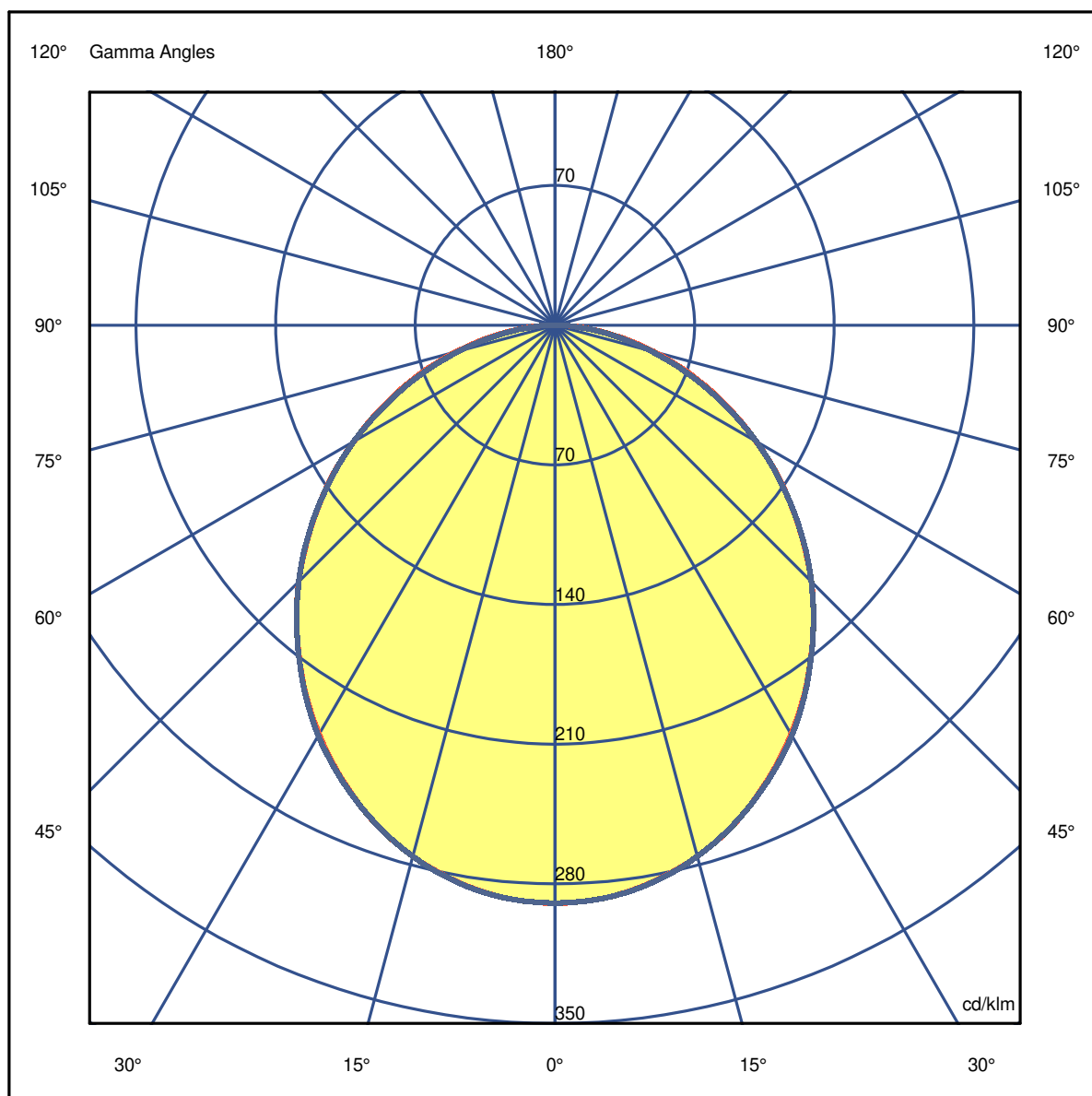
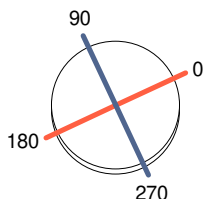
Name ROFY 85 /E D1150 LIGHT+ K3 840 HO

Luminaire Flux	15752 lm	Luminaire Power	106.6 W	Efficacy	147.758 lm/W	Efficiency	78.59%
Source Flux	20044 lm	Maximum value	289.70 cd/klm	Position	C=0.00 G=0.00	CG	Double Symmetrical

Diam=1150mm

C Halfplanes

180.0 ————— 0.0
270.0 ————— 90.0



Luminaire

Code 90621L115

Code 50021ET15
Name ROFY 85 /E D1150 LIGHT+ K3 840 HO

Measur.

Code 25/7/2023

Name ROFY 85 /E D1150 LIGHT+ K3 840 HO

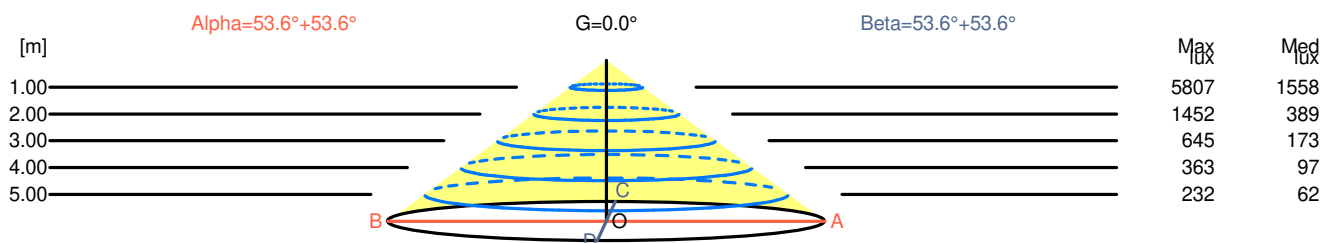
Luminaire Flux	15752 lm	Luminaire Power	106.6 W	Efficacy	147.758 lm/W	Efficiency	78.59%
Source Flux	20044 lm	Maximum value	289.70 cd/klm	Position	C=0.00 G=0.00	CG	Double Symmetrical


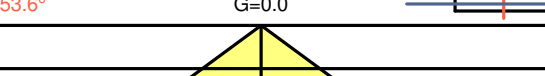
Width at 50.00 % of Max Intensity


H[m]	1.00	2.00	3.00	4.00	5.00	H[m]	1.00	2.00	3.00	4.00	5.00
OA	1.36	2.72	4.08	5.44	6.79	OC	1.36	2.71	4.07	5.43	6.78
OB	1.36	2.72	4.08	5.44	6.79	OD	1.36	2.71	4.07	5.43	6.78

Luminous Intensities [cd/klm]

	0	5	15	25	35	45	55	65	75	85
OA	5806.75	5774.68	5524.13	5047.08	4405.67	3641.99	2786.12	1888.14	1024.25	282.62
OB	5806.75	5774.68	5524.13	5047.08	4405.67	3641.99	2786.12	1888.14	1024.25	282.62
OC	5806.75	5774.68	5524.13	5053.09	4411.68	3641.99	2780.10	1870.11	990.17	260.57
OD	5806.75	5774.68	5524.13	5053.09	4411.68	3641.99	2780.10	1870.11	990.17	260.57



H[m]	D[m]	Max lux	Med lux	Alpha=53.6°+53.6°	G=0.0	
1.00	2.72	5807	1558			
2.00	5.44	1452	389			
3.00	8.15	645	173			
4.00	10.87	363	97			
5.00	13.59	232	62			

H[m]	D[m]	Max lux	Med lux	Beta=53.6°+53.6°	G=0.0	
1.00	2.71	5807	1558			
2.00	5.43	1452	389			
3.00	8.14	645	173			
4.00	10.85	363	97			
5.00	13.57	232	62			

Luminaire

Code 90621L115
Name ROFY 85 /E D1150 LIGHT+ K3 840 HO

Measurem.

Code 25/7/2023
Name ROFY 85 /E D1150 LIGHT+ K3 840 HO

Luminaire Flux	15752 lm	Luminaire Power	106.6 W	Efficacy	147.758 lm/W	Efficiency	78.59%
Source Flux	20044 lm	Maximum value	289.70 cd/klm	Position	C=0.00 G=0.00	CG	Double Symmetrical

UGR
S = 0.250

Reflectancies										
Ceiling/Cavity	0.7	0.7	0.5	0.5	0.3	0.7	0.7	0.5	0.5	0.3
Walls	0.5	0.3	0.5	0.3	0.3	0.5	0.3	0.5	0.3	0.3
Working Plane	0.2	0.2	0.2	0.2	0.2	0.2	0.2	0.2	0.2	0.2
Room Dimensions										
Lateral View						Viewed Endwise				
x=2H y=2H	17.6	18.9	17.9	19.1	19.4	17.6	18.9	17.9	19.1	19.4
x=2H y=3H	19.0	20.2	19.3	20.5	20.7	19.0	20.2	19.3	20.5	20.7
x=2H y=4H	19.5	20.7	19.9	21.0	21.2	19.5	20.6	19.8	20.9	21.2
x=2H y=6H	19.9	21.0	20.3	21.3	21.6	19.8	20.9	20.2	21.2	21.5
x=2H y=8H	20.0	21.0	20.4	21.3	21.7	19.9	20.9	20.3	21.2	21.6
x=2H y=12H	20.1	21.0	20.5	21.3	21.7	20.0	20.9	20.4	21.3	21.6
x=4H y=2H	18.2	19.4	18.6	19.6	19.9	18.2	19.3	18.6	19.6	19.9
x=4H y=3H	19.8	20.8	20.2	21.1	21.4	19.8	20.8	20.2	21.1	21.4
x=4H y=4H	20.5	21.3	20.9	21.7	22.0	20.4	21.3	20.8	21.6	22.0
x=4H y=6H	21.0	21.7	21.4	22.1	22.5	20.9	21.6	21.3	22.0	22.4
x=4H y=8H	21.1	21.8	21.5	22.2	22.6	21.0	21.7	21.5	22.1	22.5
x=4H y=12H	21.2	21.8	21.6	22.2	22.7	21.1	21.7	21.5	22.1	22.6
x=8H y=4H	20.7	21.4	21.2	21.8	22.2	20.7	21.4	21.1	21.8	22.2
x=8H y=6H	21.3	21.9	21.8	22.3	22.8	21.3	21.8	21.7	22.3	22.7
x=8H y=8H	21.5	22.0	22.0	22.5	23.0	21.5	21.9	21.9	22.4	22.9
x=8H y=12H	21.7	22.1	22.2	22.6	23.1	21.6	22.0	22.1	22.5	23.0
x=12H y=4H	20.7	21.4	21.2	21.8	22.2	20.7	21.3	21.1	21.7	22.2
x=12H y=6H	21.4	21.9	21.9	22.3	22.8	21.3	21.8	21.8	22.2	22.7
x=12H y=8H	21.6	22.0	22.1	22.5	23.0	21.5	21.9	22.0	22.4	22.9

Luminaire

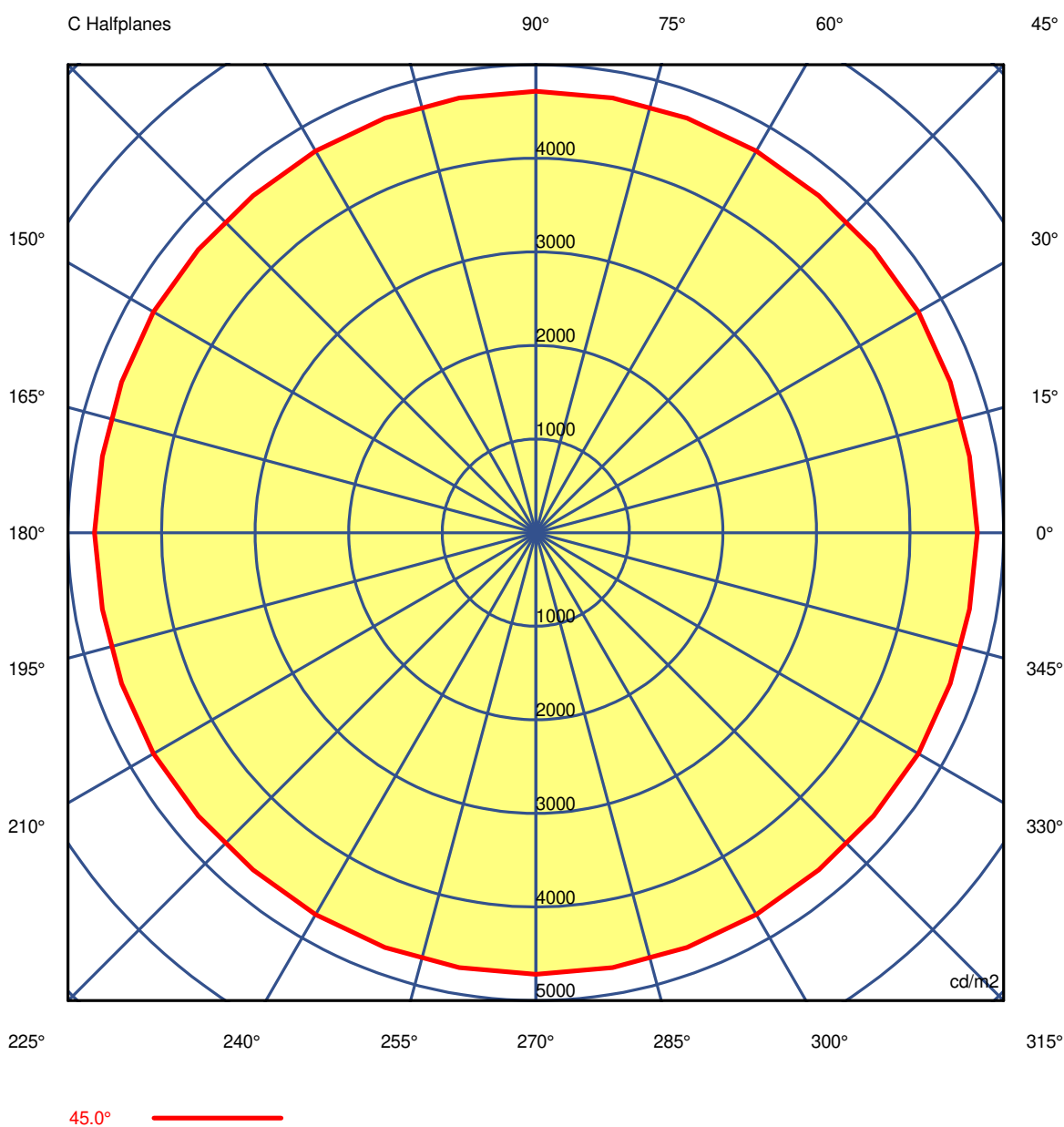
Code 90621L115
Name ROFY 85 /E D1150 LIGHT+ K3 840 HO

Measurem.

Code 25/7/2023
Name ROFY 85 /E D1150 LIGHT+ K3 840 HO

Luminaire Flux	15752 lm	Luminaire Power	106.6 W	Efficacy	147.758 lm/W	Efficiency	78.59%
Source Flux	20044 lm	Maximum value	289.70 cd/klm	Position	C=0.00 G=0.00	CG Double Symmetrical	

Luminance



Luminaire

Code 90621L115

Name ROFY 85 /E D1150 LIGHT+ K3 840 HO

Measur.

Code 25/7/2023

Name ROFY 85 /E D1150 LIGHT+ K3 840 HO

Luminaire Flux	15752 lm	Luminaire Power	106.6 W	Efficacy	147.758 lm/W	Efficiency	78.59%						
Source Flux	20044 lm	Maximum value	289.70 cd/klm	Position	C=0.00 G=0.00	CG	Double Symmetrical						
Luminance cd/m2													
Table 1/3													
	C 0.00	C 10.00	C 20.00	C 30.00	C 40.00	C 50.00	C 60.00	C 70.00	C 80.00	C 90.00	C 100.00	C 110.00	C 120.00
G 0.0	5873	5873	5873	5873	5873	5873	5873	5873	5873	5873	5873	5873	5873
G 5.0	5810	5810	5810	5810	5810	5810	5810	5810	5810	5810	5810	5810	5810
G 10.0	5724	5727	5729	5728	5727	5727	5728	5727	5727	5728	5727	5727	5728
G 15.0	5627	5625	5626	5629	5628	5627	5627	5627	5627	5627	5627	5627	5627
G 20.0	5510	5508	5508	5510	5510	5509	5508	5508	5508	5508	5508	5508	5508
G 25.0	5371	5376	5378	5377	5376	5375	5377	5379	5379	5377	5379	5379	5377
G 30.0	5226	5227	5230	5232	5230	5227	5228	5234	5239	5241	5239	5234	5228
G 35.0	5069	5071	5071	5071	5078	5080	5076	5074	5074	5076	5074	5074	5076
G 40.0	4898	4895	4899	4905	4899	4895	4898	4901	4900	4896	4900	4901	4898
G 45.0	4717	4707	4711	4719	4709	4704	4712	4716	4717	4717	4717	4716	4712
G 50.0	4499	4505	4500	4493	4507	4513	4505	4499	4501	4507	4501	4499	4505
G 55.0	4275	4271	4267	4263	4258	4259	4266	4272	4271	4266	4271	4272	4266
G 60.0	4000	4000	4002	4004	3998	3999	4007	4006	4001	3997	4001	4006	4007
G 65.0	3692	3685	3686	3692	3689	3678	3669	3672	3670	3657	3670	3672	3669
G 70.0	3349	3320	3312	3312	3298	3296	3303	3288	3280	3280	3280	3288	3303
G 75.0	2880	2860	2846	2835	2821	2822	2830	2813	2793	2784	2793	2813	2830
G 80.0	2303	2272	2266	2266	2223	2208	2222	2200	2176	2171	2176	2200	2222
G 85.0	1495	1478	1474	1474	1446	1423	1410	1388	1379	1379	1379	1388	1410
G 90.0	738	616	633	699	611	611	699	626	576	641	576	626	699

Luminaire

Code 90621L115

Name ROFY 85 /E D1150 LIGHT+ K3 840 HO

Measur.

Code 25/7/2023

Name ROFY 85 /E D1150 LIGHT+ K3 840 HO

Luminaire Flux	15752 lm		Luminaire Power		106.6 W		Efficacy		147.758 lm/W		Efficiency		78.59%	
Source Flux	20044 lm		Maximum value		289.70 cd/klm		Position		C=0.00 G=0.00		CG		Double Symmetrical	
Luminance cd/m2														Table 2/3
	C 130.00	C 140.00	C 150.00	C 160.00	C 170.00	C 180.00	C 190.00	C 200.00	C 210.00	C 220.00	C 230.00	C 240.00	C 250.00	
G 0.0	5873	5873	5873	5873	5873	5873	5873	5873	5873	5873	5873	5873	5873	5873
G 5.0	5810	5810	5810	5810	5810	5810	5810	5810	5810	5810	5810	5810	5810	5810
G 10.0	5727	5727	5728	5729	5727	5724	5727	5729	5728	5727	5727	5728	5727	5727
G 15.0	5627	5628	5629	5626	5625	5627	5625	5626	5629	5628	5627	5627	5627	5627
G 20.0	5509	5510	5510	5508	5508	5510	5508	5508	5510	5510	5509	5508	5508	5508
G 25.0	5375	5376	5377	5378	5376	5371	5376	5378	5377	5376	5375	5377	5379	5379
G 30.0	5227	5230	5232	5230	5227	5226	5227	5230	5232	5230	5227	5228	5234	5234
G 35.0	5080	5078	5071	5071	5071	5069	5071	5071	5071	5078	5080	5076	5074	5074
G 40.0	4895	4899	4905	4899	4895	4898	4895	4899	4905	4899	4895	4898	4901	4901
G 45.0	4704	4709	4719	4711	4707	4717	4707	4711	4719	4709	4704	4712	4716	4716
G 50.0	4513	4507	4493	4500	4505	4499	4505	4500	4493	4507	4513	4505	4499	4499
G 55.0	4259	4258	4263	4267	4271	4275	4271	4267	4263	4258	4259	4266	4272	4272
G 60.0	3999	3998	4004	4002	4000	4000	4000	4002	4004	3998	3999	4007	4006	4006
G 65.0	3678	3689	3692	3686	3685	3692	3685	3686	3692	3689	3678	3669	3672	3672
G 70.0	3296	3298	3312	3312	3320	3349	3320	3312	3312	3298	3296	3303	3288	3288
G 75.0	2822	2821	2835	2846	2860	2880	2860	2846	2835	2821	2822	2830	2813	2813
G 80.0	2208	2223	2266	2266	2272	2303	2272	2266	2266	2223	2208	2222	2200	2200
G 85.0	1423	1446	1474	1474	1478	1495	1478	1474	1474	1446	1423	1410	1388	1388
G 90.0	611	611	699	633	616	738	616	633	699	611	611	699	626	626

Luminaire

Code 90621L115

Name ROFY 85 /E D1150 LIGHT+ K3 840 HO

Measurem.

Code 25/7/2023

Name ROFY 85 /E D1150 LIGHT+ K3 840 HO

Luminaire Flux	15752 lm	Luminaire Power	106.6 W	Efficacy	147.758 lm/W	Efficiency	78.59%
Source Flux	20044 lm	Maximum value	289.70 cd/klm	Position	C=0.00 G=0.00	CG	Double Symmetrical

Luminance cd/m2 Table 3/3

	C 260.00	C 270.00	C 280.00	C 290.00	C 300.00	C 310.00	C 320.00	C 330.00	C 340.00	C 350.00
G 0.0	5873	5873	5873	5873	5873	5873	5873	5873	5873	5873
G 5.0	5810	5810	5810	5810	5810	5810	5810	5810	5810	5810
G 10.0	5727	5728	5727	5727	5728	5727	5727	5728	5729	5727
G 15.0	5627	5627	5627	5627	5627	5627	5628	5629	5626	5625
G 20.0	5508	5508	5508	5508	5508	5509	5510	5510	5508	5508
G 25.0	5379	5377	5379	5379	5377	5375	5376	5377	5378	5376
G 30.0	5239	5241	5239	5234	5228	5227	5230	5232	5230	5227
G 35.0	5074	5076	5074	5074	5076	5080	5078	5071	5071	5071
G 40.0	4900	4896	4900	4901	4898	4895	4899	4905	4899	4895
G 45.0	4717	4717	4717	4716	4712	4704	4709	4719	4711	4707
G 50.0	4501	4507	4501	4499	4505	4513	4507	4493	4500	4505
G 55.0	4271	4266	4271	4272	4266	4259	4258	4263	4267	4271
G 60.0	4001	3997	4001	4006	4007	3999	3998	4004	4002	4000
G 65.0	3670	3657	3670	3672	3669	3678	3689	3692	3686	3685
G 70.0	3280	3280	3280	3288	3303	3296	3298	3312	3312	3320
G 75.0	2793	2784	2793	2813	2830	2822	2821	2835	2846	2860
G 80.0	2176	2171	2176	2200	2222	2208	2223	2266	2266	2272
G 85.0	1379	1379	1379	1388	1410	1423	1446	1474	1474	1478
G 90.0	576	641	576	626	699	611	611	699	633	616