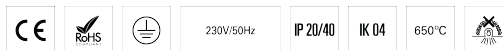



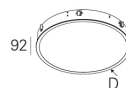
## ROFY 85 /E D0600 GCONTROL+ DALI K3 840 G HO

ARCHITECTURAL LIGHTING

90622L600HG3000



### Light distribution



### PRODUCT DESCRIPTION

**Application Areas:** Offices, Hotels and residential, Public spaces, Retail, Education, Health and care

**Mounting Type:** Recessed

**Control Gear Included:** Yes

**Control Gear:** LED driver 220-240VAC-50/60Hz

## ROFY 85 /E D0600 GCONTROL+ DALI K3 840 G HO

### CHARACTERISTICS

**Luminaire Type:** Circular luminaire

**Luminaire Module:** Individual

**Insulation Class:** I

**Ingress Protection (IP):** 20

**Mechanical Impact Protection (IK):** 04

**Ambient Temperature Range (°C):** ]5, 25[

**Fixing System:** Brackets

**Ceiling Thickness (mm):** 1-25

**Warranty (Years):** 5

**Current Supply Cable Entry Point:** Back

### MATERIALS

**Body Material:** Steel sheet

**Frame Material:** Extruded aluminium profile

**Finishing:** Epoxy polyester powder coated

**Colour:** Grey (G)

**Glow-wire Resistance (°C):** 650

### OPTICAL SYSTEM

**Optical System:** gCONTROL+ - Microprismatic diffuser

**Light Distribution:** Direct

**Beam Angle (°):** 96

### TECHNICAL DATA

**Light Source:** LED

**Input Power (W):** 46

**Input Driver Voltage:** 220-240V-50/60Hz

**Power Factor (λ):** 0,94

**Luminaire Luminous Flux (lm):** 5526

**Luminaire Efficacy (lm/W):** 120

**Emergency Unit:** 3

**Unified Glare Rating (UGR):** <19

**LED Lifetime - Rated Median Useful Life:** 80.000h @ L90, B10, Ta 25°C

**CCT - Correlated Colour Temperature (K):** 4000

**Colour Rendering Index (CRI):** >80

**Chromaticity Tolerance (MacAdam step):** <3

**This Product Contains a Light Source of Energy Efficiency Class:** B

**LED Module Forward Voltage Range (VF):** 95,2

**Power Supply Dimming:** DALI 2

**Maximum of Luminaires by Magnetic Circuit Breaker B16:** <28

**Inrush Current (A):** 24

**Pulse Duration (μs):** 194

### DIMENSIONS

**H - Height (mm):** 85

**D - Diameter (mm):** 600

**D - Recess Dimensions (mm):** 577-586

**H - Recess Height (mm):** 115

### NOTES

- This product cannot be wall applied.