

Luminaire

Code 90623L600

Name ROFY 85 D/I D0600 LIGHT+ 840 HO

Measur.

Code 26/7/2023

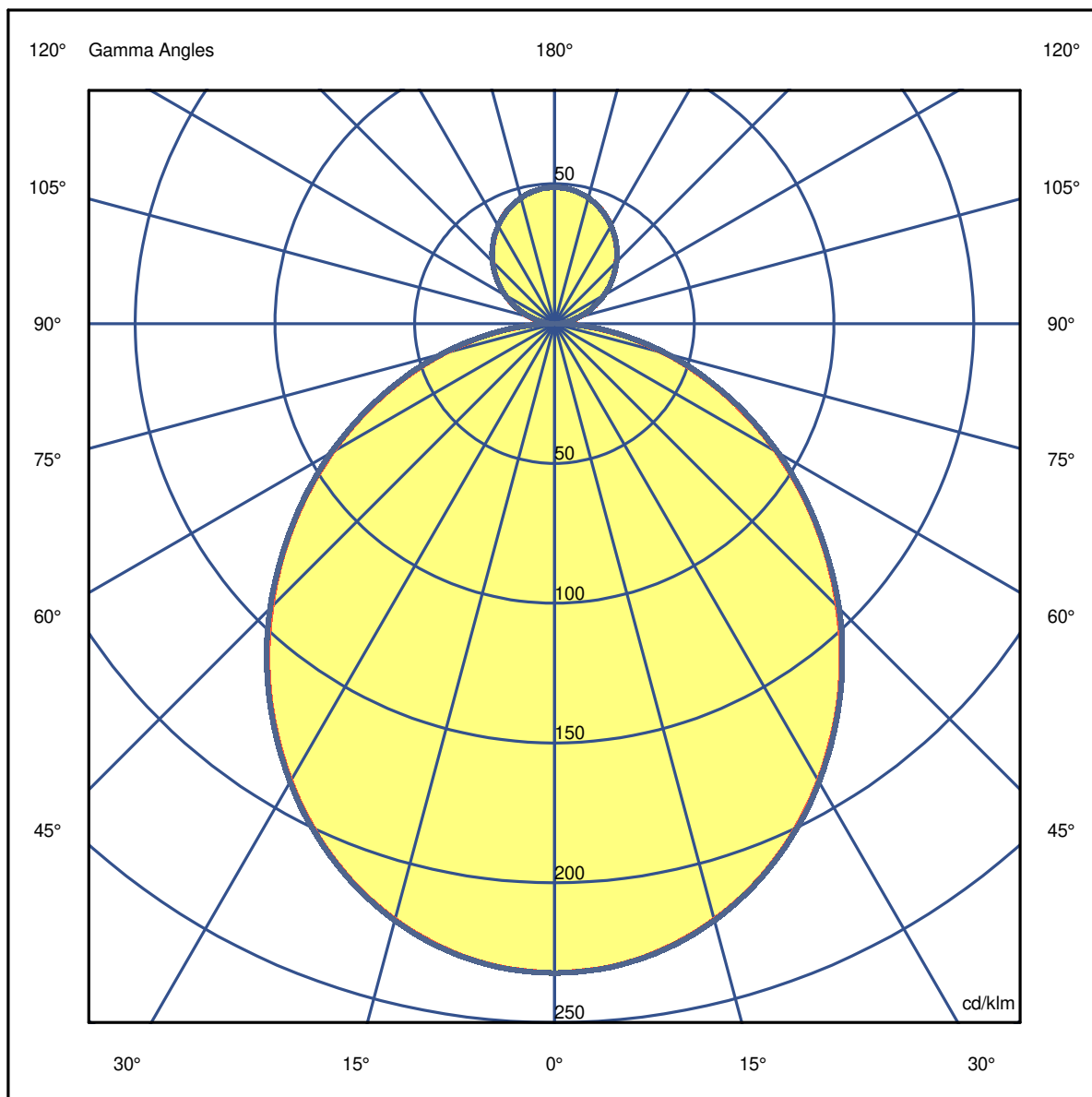
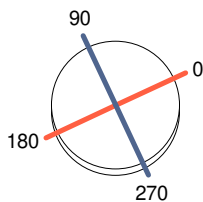
Name ROFY 85 D/I D0600 LIGHT+ 840 HO

Luminaire Flux	7947 lm	Luminaire Power	56.3 W	Efficacy	141.172 lm/W	Efficiency	76.35%
Source Flux	10408 lm	Maximum value	232.30 cd/klm	Position	C=0.00 G=0.00	CG	Double Symmetrical

Diam=600mm

C Halfplanes

180.0 ——— 0.0
270.0 ——— 90.0



Luminaire

Code 90623L600
Name ROFY 85 D/I D0600 LIGHT+ 840 HO

Measurem.

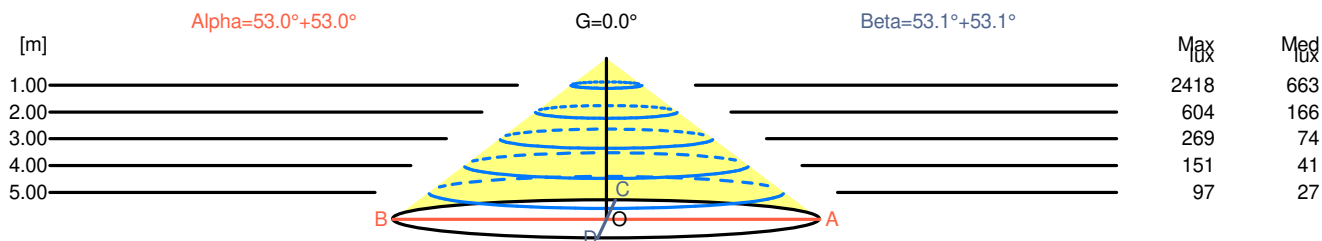
Code 26/7/2023
Name ROFY 85 D/I D0600 LIGHT+ 840 HO

Luminaire Flux	7947 lm	Luminaire Power	56.3 W	Efficacy	141.172 lm/W	Efficiency	76.35%
Source Flux	10408 lm	Maximum value	232.30 cd/klm	Position	C=0.00 G=0.00	CG	Double Symmetrical

Width at 50.00 % of Max Intensity

H[m]	1.00	2.00	3.00	4.00	5.00	H[m]	1.00	2.00	3.00	4.00	5.00
OA	1.33	2.65	3.98	5.31	6.63	OC	1.33	2.67	4.00	5.33	6.67
OB	1.33	2.65	3.98	5.31	6.63	OD	1.33	2.67	4.00	5.33	6.67

	Luminous Intensities [cd/klm]									
	0	5	15	25	35	45	55	65	75	85
OA	2417.78	2403.21	2297.05	2097.21	1820.36	1491.47	1136.55	774.36	426.73	121.77
OB	2417.78	2403.21	2297.05	2097.21	1820.36	1491.47	1136.55	774.36	426.73	121.77
OC	2417.78	2404.25	2300.17	2100.33	1824.52	1498.75	1141.76	780.60	434.01	123.86
OD	2417.78	2404.25	2300.17	2100.33	1824.52	1498.75	1141.76	780.60	434.01	123.86



H[m]	D[m]	Max lux	Med lux	Alpha=53.0°+53.0°	G=0.0
1.00	2.65	2418	663		
2.00	5.31	604	166		
3.00	7.96	269	74		
4.00	10.61	151	41		
5.00	13.26	97	27		

H[m]	D[m]	Max lux	Med lux	Beta=53.1°+53.1°	G=0.0
1.00	2.67	2418	663		
2.00	5.33	604	166		
3.00	8.00	269	74		
4.00	10.66	151	41		
5.00	13.33	97	27		

Luminaire

Code 90623L600
Name ROFY 85 D/I D0600 LIGHT+ 840 HO

Measurem.

Code 26/7/2023
Name ROFY 85 D/I D0600 LIGHT+ 840 HO

Luminaire Flux	7947 lm	Luminaire Power	56.3 W	Efficacy	141.172 lm/W	Efficiency	76.35%
Source Flux	10408 lm	Maximum value	232.30 cd/klm	Position	C=0.00 G=0.00	CG	Double Symmetrical

UGR
S = 0.250

Reflectancies										
Ceiling/Cavity	0.7	0.7	0.5	0.5	0.3	0.7	0.7	0.5	0.5	0.3
Walls	0.5	0.3	0.5	0.3	0.3	0.5	0.3	0.5	0.3	0.3
Working Plane	0.2	0.2	0.2	0.2	0.2	0.2	0.2	0.2	0.2	0.2
Room Dimensions	Lateral View					Viewed Endwise				
x=2H y=2H	17.6	18.7	18.2	19.2	19.8	17.7	18.8	18.2	19.3	19.8
x=2H y=3H	18.9	19.9	19.5	20.5	21.1	19.0	20.0	19.6	20.5	21.1
x=2H y=4H	19.4	20.4	20.0	20.9	21.6	19.5	20.4	20.1	21.0	21.6
x=2H y=6H	19.7	20.6	20.4	21.2	21.9	19.8	20.7	20.4	21.3	21.9
x=2H y=8H	19.8	20.6	20.4	21.2	21.9	19.9	20.7	20.5	21.3	22.0
x=2H y=12H	19.9	20.6	20.5	21.2	21.9	19.9	20.7	20.6	21.3	22.0
x=4H y=2H	18.2	19.1	18.7	19.7	20.3	18.2	19.1	18.8	19.7	20.3
x=4H y=3H	19.7	20.4	20.3	21.0	21.7	19.7	20.5	20.3	21.1	21.8
x=4H y=4H	20.3	20.9	20.9	21.6	22.3	20.3	21.0	20.9	21.6	22.3
x=4H y=6H	20.7	21.3	21.3	21.9	22.7	20.7	21.3	21.4	22.0	22.8
x=4H y=8H	20.8	21.3	21.5	22.0	22.8	20.9	21.4	21.5	22.1	22.9
x=4H y=12H	20.9	21.3	21.6	22.0	22.8	20.9	21.4	21.6	22.1	22.9
x=8H y=4H	20.4	21.0	21.1	21.7	22.4	20.5	21.0	21.2	21.7	22.5
x=8H y=6H	21.0	21.4	21.7	22.1	22.9	21.0	21.5	21.7	22.2	23.0
x=8H y=8H	21.2	21.6	21.9	22.3	23.1	21.2	21.6	22.0	22.3	23.2
x=8H y=12H	21.3	21.6	22.0	22.3	23.2	21.3	21.7	22.1	22.4	23.3
x=12H y=4H	20.4	20.9	21.1	21.6	22.4	20.5	21.0	21.2	21.7	22.4
x=12H y=6H	21.0	21.4	21.7	22.1	23.0	21.1	21.5	21.8	22.2	23.0
x=12H y=8H	21.2	21.6	22.0	22.3	23.2	21.3	21.6	22.0	22.3	23.2

Luminaire

Code 90623L600

Name ROFY 85 D/I D0600 LIGHT+ 840 HO

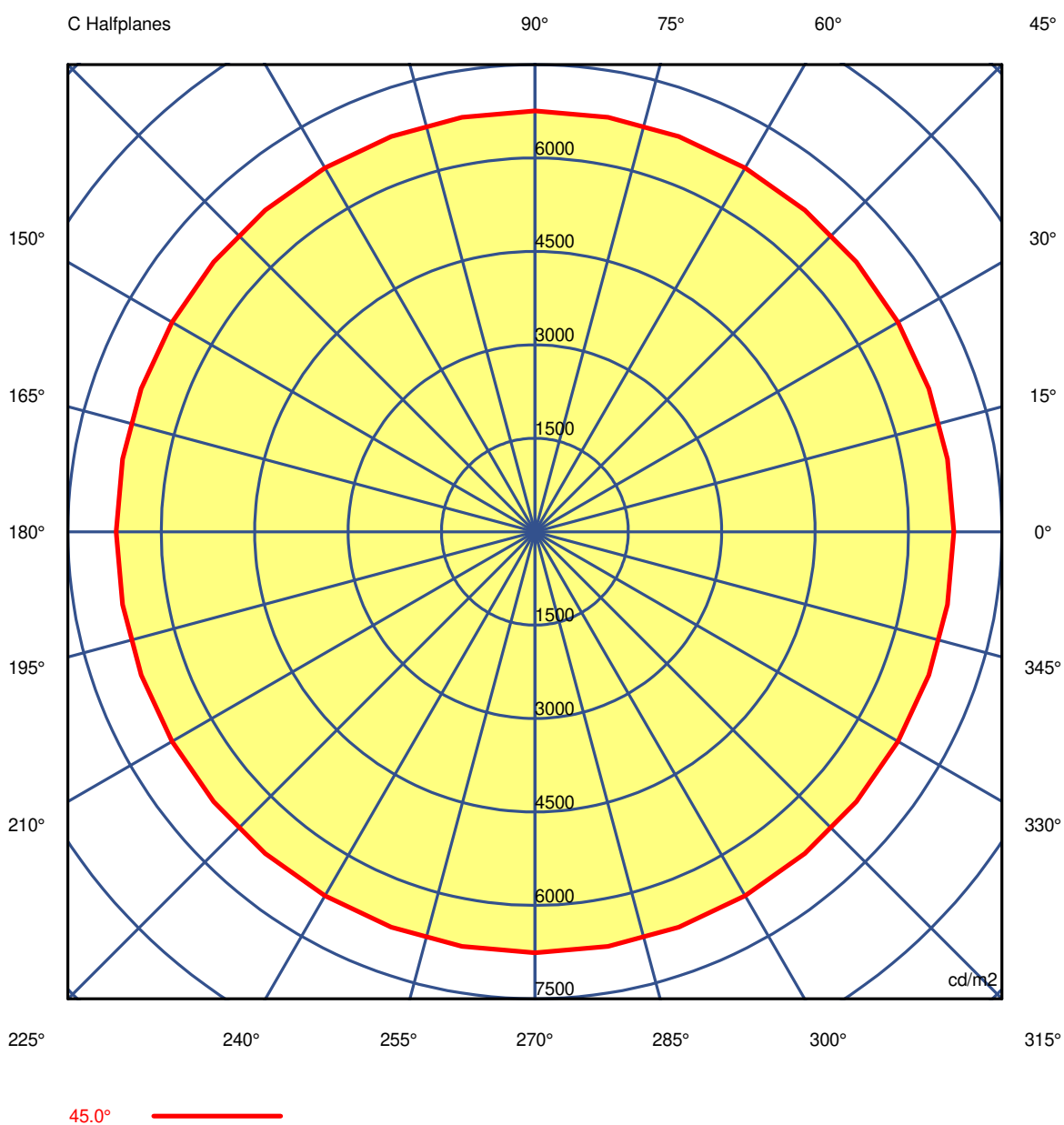
Measurem.

Code 26/7/2023

Name ROFY 85 D/I D0600 LIGHT+ 840 HO

Luminaire Flux	7947 lm	Luminaire Power	56.3 W	Efficacy	141.172 lm/W	Efficiency	76.35%
Source Flux	10408 lm	Maximum value	232.30 cd/klm	Position	C=0.00 G=0.00	CG Double Symmetrical	

Luminance



Luminaire

Code 90623L600

Name ROFY 85 D/I D0600 LIGHT+ 840 HO

Measurem.

Code 26/7/2023

Name ROFY 85 D/I D0600 LIGHT+ 840 HO

Luminaire Flux	7947 lm		Luminaire Power		56.3 W		Efficacy		141.172 lm/W		Efficiency		76.35%		
Source Flux	10408 lm		Maximum value		232.30 cd/klm		Position		C=0.00 G=0.00		CG		Double Symmetrical		
Luminance cd/m2														Table 1/3	
	C 0.00	C 10.00	C 20.00	C 30.00	C 40.00	C 50.00	C 60.00	C 70.00	C 80.00	C 90.00	C 100.00	C 110.00	C 120.00		
G 0.0	9151	9151	9151	9151	9151	9151	9151	9151	9151	9151	9151	9151	9151	9151	
G 5.0	8984	8984	8985	8988	8986	8983	8984	8987	8988	8988	8988	8987	8984	8984	
G 10.0	8791	8794	8795	8795	8795	8796	8799	8799	8799	8799	8799	8799	8799	8799	
G 15.0	8572	8574	8578	8580	8577	8577	8580	8577	8577	8584	8577	8577	8580	8580	
G 20.0	8330	8326	8327	8330	8330	8331	8334	8337	8338	8338	8338	8337	8334	8334	
G 25.0	8057	8053	8055	8061	8061	8061	8061	8067	8069	8069	8069	8067	8061	8061	
G 30.0	7757	7760	7761	7761	7763	7767	7769	7769	7770	7773	7770	7769	7769	7769	
G 35.0	7439	7439	7442	7448	7442	7440	7448	7454	7456	7456	7456	7454	7448	7448	
G 40.0	7101	7093	7094	7101	7103	7110	7118	7116	7115	7123	7115	7116	7118	7118	
G 45.0	6728	6728	6729	6733	6739	6744	6747	6753	6758	6761	6758	6753	6747	6747	
G 50.0	6337	6337	6338	6342	6349	6354	6357	6361	6362	6362	6362	6361	6357	6357	
G 55.0	5922	5913	5911	5916	5924	5929	5933	5940	5946	5949	5946	5940	5933	5933	
G 60.0	5466	5455	5457	5466	5470	5476	5484	5488	5493	5502	5493	5488	5484	5484	
G 65.0	4953	4942	4940	4946	4956	4962	4966	4975	4984	4993	4984	4975	4966	4966	
G 70.0	4371	4357	4359	4371	4376	4382	4393	4404	4412	4416	4412	4404	4393	4393	
G 75.0	3679	3655	3658	3679	3685	3693	3706	3711	3721	3741	3721	3711	3706	3706	
G 80.0	2844	2825	2824	2833	2833	2838	2855	2862	2871	2888	2871	2862	2855	2855	
G 85.0	1688	1663	1663	1674	1660	1672	1702	1694	1691	1717	1691	1694	1702	1702	
G 90.0	718	780	813	760	585	466	422	321	267	253	267	321	422	422	

Luminaire

Code 90623L600

Name ROFY 85 D/I D0600 LIGHT+ 840 HO

Measurem.

Code 26/7/2023

Name ROFY 85 D/I D0600 LIGHT+ 840 HO

Luminaire Flux	7947 lm		Luminaire Power		56.3 W		Efficacy		141.172 lm/W		Efficiency		76.35%		
Source Flux	10408 lm		Maximum value		232.30 cd/klm		Position		C=0.00 G=0.00		CG		Double Symmetrical		
Luminance cd/m2														Table 2/3	
	C 130.00	C 140.00	C 150.00	C 160.00	C 170.00	C 180.00	C 190.00	C 200.00	C 210.00	C 220.00	C 230.00	C 240.00	C 250.00		
G 0.0	9151	9151	9151	9151	9151	9151	9151	9151	9151	9151	9151	9151	9151	9151	
G 5.0	8983	8986	8988	8985	8984	8984	8984	8985	8988	8986	8983	8984	8987	8987	
G 10.0	8796	8795	8795	8795	8794	8791	8794	8795	8795	8795	8796	8799	8799	8799	
G 15.0	8577	8577	8580	8578	8574	8572	8574	8578	8580	8577	8577	8580	8577	8577	
G 20.0	8331	8330	8330	8327	8326	8330	8326	8327	8330	8330	8331	8334	8337	8337	
G 25.0	8061	8061	8061	8055	8053	8057	8053	8055	8061	8061	8061	8061	8067	8067	
G 30.0	7767	7763	7761	7761	7760	7757	7760	7761	7761	7763	7767	7769	7769	7769	
G 35.0	7440	7442	7448	7442	7439	7439	7439	7442	7448	7442	7440	7448	7454	7454	
G 40.0	7110	7103	7101	7094	7093	7101	7093	7094	7101	7103	7110	7118	7116	7116	
G 45.0	6744	6739	6733	6729	6728	6728	6728	6729	6733	6739	6744	6747	6753	6753	
G 50.0	6354	6349	6342	6338	6337	6337	6337	6338	6342	6349	6354	6357	6361	6361	
G 55.0	5929	5924	5916	5911	5913	5922	5913	5911	5916	5924	5929	5933	5940	5940	
G 60.0	5476	5470	5466	5457	5455	5466	5455	5457	5466	5470	5476	5484	5488	5488	
G 65.0	4962	4956	4946	4940	4942	4953	4942	4940	4946	4956	4962	4966	4975	4975	
G 70.0	4382	4376	4371	4359	4357	4371	4357	4359	4371	4376	4382	4393	4404	4404	
G 75.0	3693	3685	3679	3658	3655	3679	3655	3658	3679	3685	3693	3706	3711	3711	
G 80.0	2838	2833	2833	2824	2825	2844	2825	2824	2833	2833	2838	2855	2862	2862	
G 85.0	1672	1660	1674	1663	1663	1688	1663	1663	1674	1660	1672	1702	1694	1694	
G 90.0	466	585	760	813	780	718	780	813	760	585	466	422	321	321	

Luminaire

Code 90623L600

Name ROFY 85 D/I D0600 LIGHT+ 840 HO

Measurem.

Code 26/7/2023

Name ROFY 85 D/I D0600 LIGHT+ 840 HO

Luminaire Flux	7947 lm	Luminaire Power	56.3 W	Efficacy	141.172 lm/W	Efficiency	76.35%
Source Flux	10408 lm	Maximum value	232.30 cd/klm	Position	C=0.00 G=0.00	CG	Double Symmetrical

Luminance cd/m2 Table 3/3

	C 260.00	C 270.00	C 280.00	C 290.00	C 300.00	C 310.00	C 320.00	C 330.00	C 340.00	C 350.00
G 0.0	9151	9151	9151	9151	9151	9151	9151	9151	9151	9151
G 5.0	8988	8988	8988	8987	8984	8983	8986	8988	8985	8984
G 10.0	8799	8799	8799	8799	8799	8796	8795	8795	8795	8794
G 15.0	8577	8584	8577	8577	8580	8577	8577	8580	8578	8574
G 20.0	8338	8338	8338	8337	8334	8331	8330	8330	8327	8326
G 25.0	8069	8069	8069	8067	8061	8061	8061	8061	8055	8053
G 30.0	7770	7773	7770	7769	7769	7767	7763	7761	7761	7760
G 35.0	7456	7456	7456	7454	7448	7440	7442	7448	7442	7439
G 40.0	7115	7123	7115	7116	7118	7110	7103	7101	7094	7093
G 45.0	6758	6761	6758	6753	6747	6744	6739	6733	6729	6728
G 50.0	6362	6362	6362	6361	6357	6354	6349	6342	6338	6337
G 55.0	5946	5949	5946	5940	5933	5929	5924	5916	5911	5913
G 60.0	5493	5502	5493	5488	5484	5476	5470	5466	5457	5455
G 65.0	4984	4993	4984	4975	4966	4962	4956	4946	4940	4942
G 70.0	4412	4416	4412	4404	4393	4382	4376	4371	4359	4357
G 75.0	3721	3741	3721	3711	3706	3693	3685	3679	3658	3655
G 80.0	2871	2888	2871	2862	2855	2838	2833	2833	2824	2825
G 85.0	1691	1717	1691	1694	1702	1672	1660	1674	1663	1663
G 90.0	267	253	267	321	422	466	585	760	813	780