

Luminaire

Code 90633L900

Name ROFY 85 D/I D0900 GCONTROL+ K3 840 LO

Measurem.

Code 4/8/2023

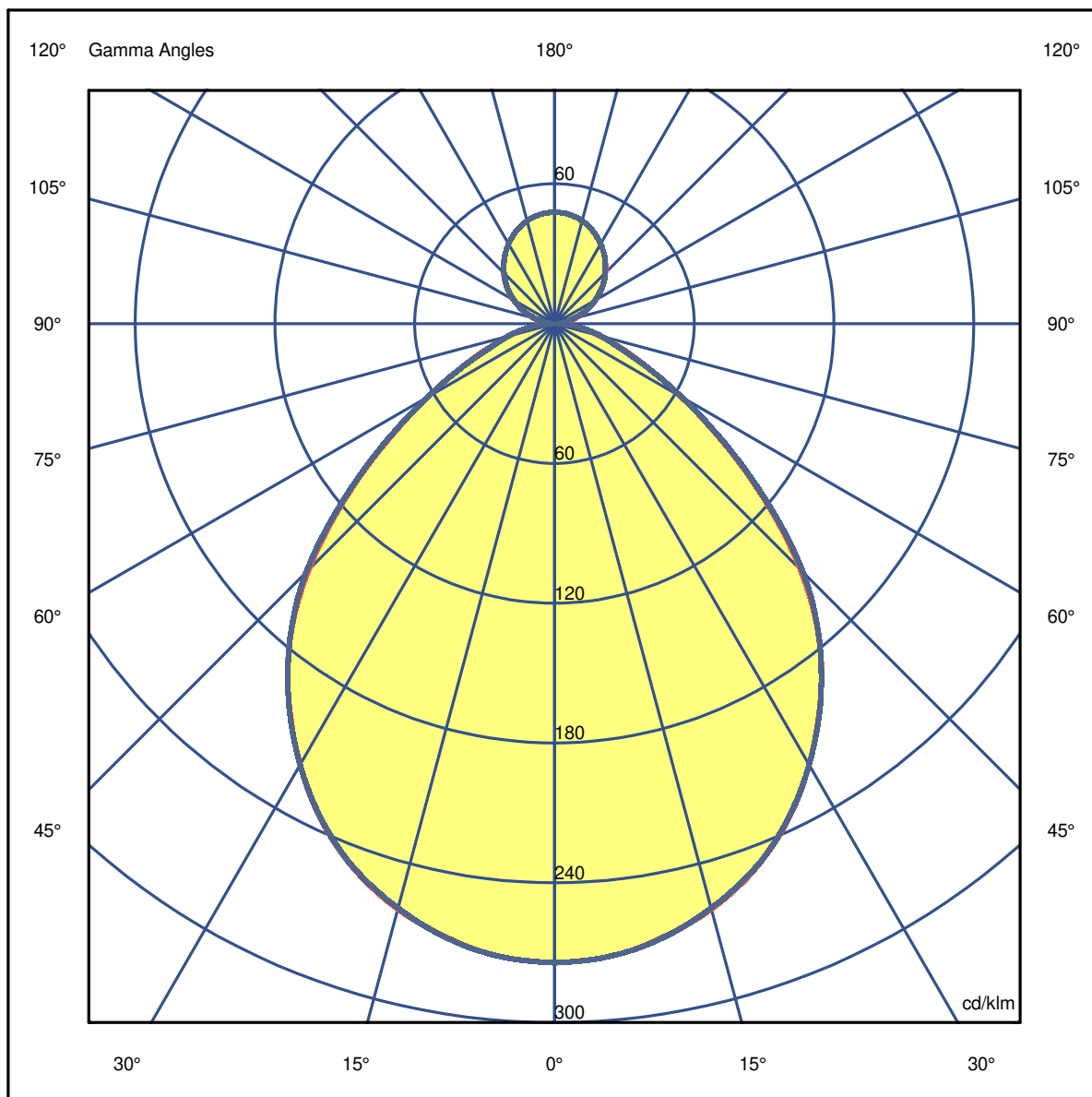
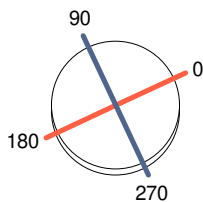
Name ROFY 85 D/I D0900 GCONTROL+ K3 840 LO

Luminaire Flux	9483 lm	Luminaire Power	67.7 W	Efficacy	139.996 lm/W	Efficiency	72.77%
Source Flux	13032 lm	Maximum value	274.30 cd/klm	Position	C=0.00 G=0.00	CG	Double Symmetrical

Diam=900mm

C Halfplanes

180.0 ——— 0.0
270.0 ——— 90.0



Luminaire

Code 90633L900
Name ROFY 85 D/I D0900 GCONTROL+ K3 840 LO

Measurem.

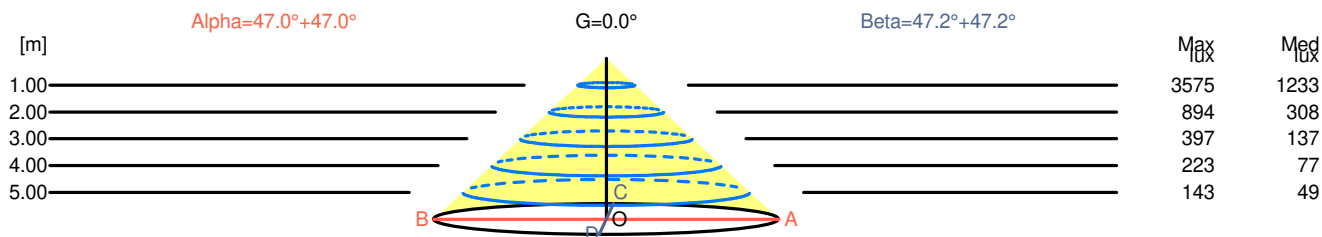
Code 4/8/2023
Name ROFY 85 D/I D0900 GCONTROL+ K3 840 LO

Luminaire Flux	9483 lm	Luminaire Power	67.7 W	Efficacy	139.996 lm/W	Efficiency	72.77%
Source Flux	13032 lm	Maximum value	274.30 cd/klm	Position	C=0.00 G=0.00	CG	Double Symmetrical

Width at 50.00 % of Max Intensity

H[m]	1.00	2.00	3.00	4.00	5.00	H[m]	1.00	2.00	3.00	4.00	5.00
OA	1.07	2.14	3.22	4.29	5.36	OC	1.08	2.16	3.24	4.32	5.40
OB	1.07	2.14	3.22	4.29	5.36	OD	1.08	2.16	3.24	4.32	5.40

	0	5	15	25	35	45	55	65	75	85
OA	3574.68	3552.52	3389.62	3075.55	2590.76	1946.98	1148.12	569.50	261.94	80.80
OB	3574.68	3552.52	3389.62	3075.55	2590.76	1946.98	1148.12	569.50	261.94	80.80
OC	3574.68	3552.52	3384.41	3072.95	2593.37	1966.53	1158.54	562.98	272.37	79.50
OD	3574.68	3552.52	3384.41	3072.95	2593.37	1966.53	1158.54	562.98	272.37	79.50



H[m]	D[m]	Max lux	Med lux	Alpha=47.0°+47.0°	G=0.0
1.00	2.14	3575	1233		
2.00	4.29	894	308		
3.00	6.43	397	137		
4.00	8.58	223	77		
5.00	10.72	143	49		

H[m]	D[m]	Max lux	Med lux	Beta=47.2°+47.2°	G=0.0
1.00	2.16	3575	1233		
2.00	4.32	894	308		
3.00	6.49	397	137		
4.00	8.65	223	77		
5.00	10.81	143	49		

Luminaire

Code 90633L900

Name ROFY 85 D/I D0900 GCONTROL+ K3 840 LO

Measurem.

Code 4/8/2023

Name ROFY 85 D/I D0900 GCONTROL+ K3 840 LO

Luminaire Flux	9483 lm	Luminaire Power	67.7 W	Efficacy	139.996 lm/W	Efficiency	72.77%
Source Flux	13032 lm	Maximum value	274.30 cd/klm	Position	C=0.00 G=0.00	CG	Double Symmetrical

UGR
S = 0.250

Reflectancies										
Ceiling/Cavity	0.7	0.7	0.5	0.5	0.3	0.7	0.7	0.5	0.5	0.3
Walls	0.5	0.3	0.5	0.3	0.3	0.5	0.3	0.5	0.3	0.3
Working Plane	0.2	0.2	0.2	0.2	0.2	0.2	0.2	0.2	0.2	0.2
Room Dimensions										
Room Dimensions	Lateral View					Viewed Endwise				
x=2H y=2H	14.6	15.5	15.1	16.1	16.6	14.7	15.7	15.2	16.2	16.8
x=2H y=3H	15.2	16.1	15.8	16.6	17.2	15.4	16.2	15.9	16.8	17.4
x=2H y=4H	15.4	16.2	16.0	16.8	17.4	15.6	16.4	16.2	17.0	17.6
x=2H y=6H	15.5	16.3	16.1	16.9	17.5	15.7	16.5	16.3	17.1	17.7
x=2H y=8H	15.6	16.3	16.2	16.9	17.5	15.8	16.5	16.4	17.1	17.8
x=2H y=12H	15.6	16.2	16.2	16.8	17.5	15.8	16.5	16.4	17.1	17.8
x=4H y=2H	14.6	15.5	15.2	16.0	16.7	14.8	15.6	15.4	16.1	16.8
x=4H y=3H	15.4	16.1	16.0	16.7	17.4	15.5	16.2	16.2	16.8	17.5
x=4H y=4H	15.7	16.3	16.4	17.0	17.7	15.9	16.5	16.6	17.2	17.9
x=4H y=6H	16.0	16.5	16.7	17.2	17.9	16.2	16.7	16.9	17.4	18.1
x=4H y=8H	16.1	16.6	16.8	17.2	18.0	16.3	16.8	17.0	17.4	18.2
x=4H y=12H	16.1	16.5	16.8	17.2	18.0	16.3	16.7	17.0	17.4	18.2
x=8H y=4H	15.8	16.3	16.5	17.0	17.7	16.0	16.5	16.7	17.1	17.9
x=8H y=6H	16.2	16.6	16.9	17.3	18.1	16.4	16.7	17.1	17.4	18.3
x=8H y=8H	16.3	16.6	17.0	17.4	18.2	16.5	16.8	17.2	17.6	18.4
x=8H y=12H	16.4	16.7	17.2	17.4	18.3	16.6	16.9	17.3	17.6	18.5
x=12H y=4H	15.8	16.2	16.5	16.9	17.7	16.0	16.4	16.7	17.1	17.8
x=12H y=6H	16.2	16.5	16.9	17.2	18.1	16.4	16.7	17.1	17.4	18.3
x=12H y=8H	16.4	16.7	17.1	17.4	18.2	16.5	16.8	17.3	17.6	18.4

Luminaire

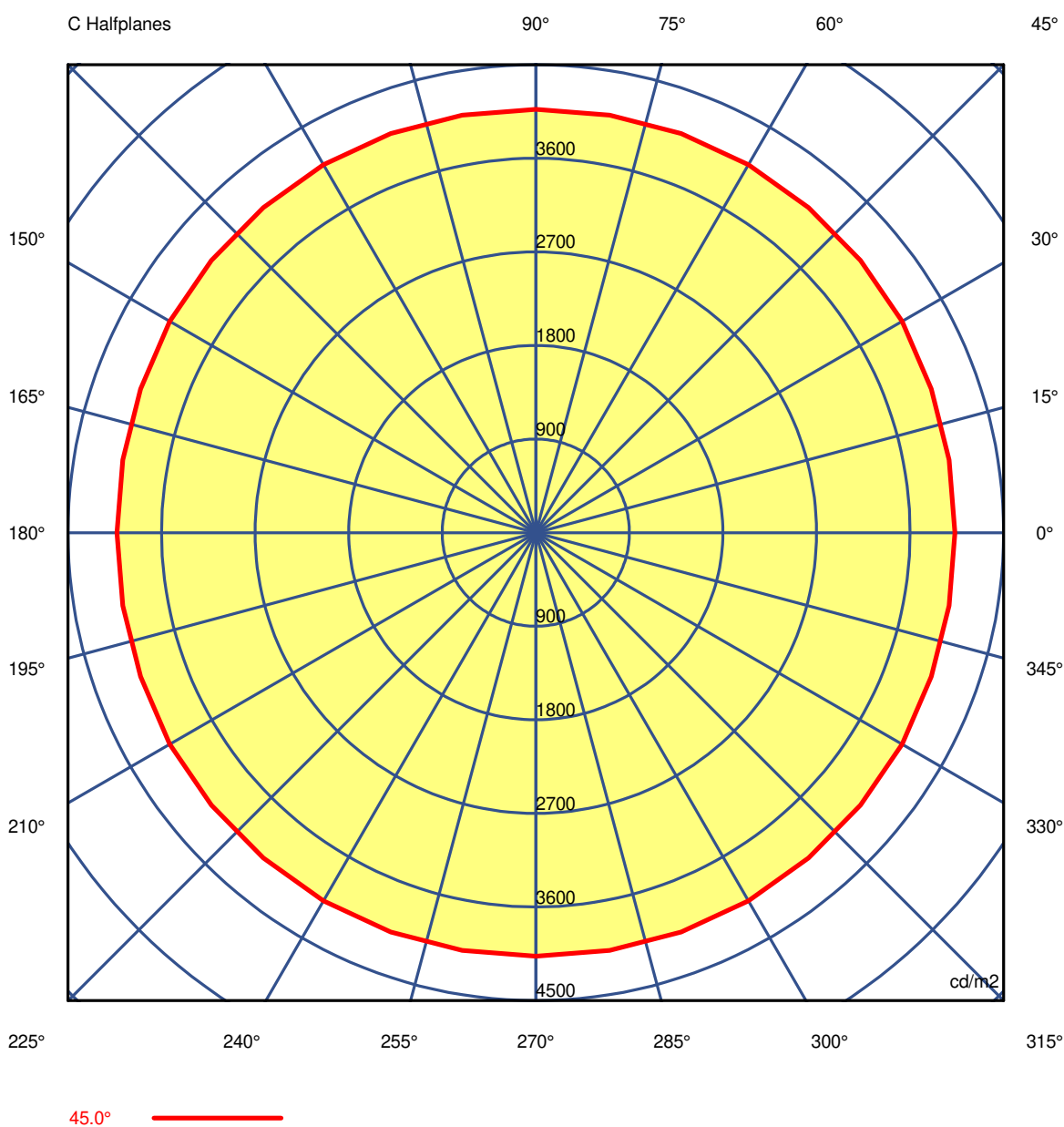
Code 90633L900
Name ROFY 85 D/I D0900 GCONTROL+ K3 840 LO

Measurem.

Code 4/8/2023
Name ROFY 85 D/I D0900 GCONTROL+ K3 840 LO

Luminaire Flux	9483 lm	Luminaire Power	67.7 W	Efficacy	139.996 lm/W	Efficiency	72.77%
Source Flux	13032 lm	Maximum value	274.30 cd/klm	Position	C=0.00 G=0.00	CG Double Symmetrical	

Luminance



Luminaire

Code 90633L900

Name ROFY 85 D/I D0900 GCONTROL+ K3 840 LO

Measurement

Code 4/8/2023

Name ROFY 85 D/I D0900 GCONTROL+ K3 840 LO

Luminaire Flux	9483 lm		Luminaire Power		67.7 W		Efficacy		139.996 lm/W		Efficiency		72.77%	
Source Flux	13032 lm		Maximum value		274.30 cd/klm		Position		C=0.00 G=0.00		CG		Double Symmetrical	
Luminance cd/m2														
Table 1/3														
	C 0.00	C 10.00	C 20.00	C 30.00	C 40.00	C 50.00	C 60.00	C 70.00	C 80.00	C 90.00	C 100.00	C 110.00	C 120.00	
G 0.0	5877	5877	5877	5877	5877	5877	5877	5877	5877	5877	5877	5877	5877	
G 5.0	5801	5801	5801	5801	5801	5801	5801	5798	5797	5801	5797	5798	5801	
G 10.0	5697	5700	5700	5697	5696	5698	5699	5696	5695	5699	5695	5696	5699	
G 15.0	5586	5583	5580	5575	5568	5567	5571	5569	5570	5577	5570	5569	5571	
G 20.0	5452	5445	5435	5423	5416	5415	5419	5428	5437	5445	5437	5428	5419	
G 25.0	5277	5270	5261	5250	5243	5241	5246	5258	5268	5272	5268	5258	5246	
G 30.0	5050	5045	5041	5043	5052	5053	5045	5044	5047	5050	5047	5044	5045	
G 35.0	4788	4784	4790	4807	4827	4829	4812	4791	4785	4793	4785	4791	4812	
G 40.0	4480	4486	4496	4511	4523	4524	4513	4497	4486	4483	4486	4497	4513	
G 45.0	4031	4035	4046	4066	4075	4081	4088	4086	4079	4072	4079	4086	4088	
G 50.0	3436	3421	3412	3332	3122	3127	3349	3447	3461	3465	3461	3447	3349	
G 55.0	2799	2926	2829	2472	2072	2096	2536	2909	2990	2825	2990	2909	2536	
G 60.0	2215	2344	2167	1819	1729	1754	1897	2292	2450	2233	2450	2292	1897	
G 65.0	1753	1847	1655	1396	1531	1538	1432	1747	1926	1733	1926	1747	1432	
G 70.0	1400	1475	1397	1264	1301	1285	1232	1472	1563	1349	1563	1472	1232	
G 75.0	1141	1152	1191	1226	1135	1112	1214	1301	1289	1186	1289	1301	1214	
G 80.0	974	974	994	1039	1051	1040	1032	1037	1022	960	1022	1037	1032	
G 85.0	634	683	753	797	755	739	766	742	686	623	686	742	766	
G 90.0	505	480	464	418	297	218	209	187	165	157	165	187	209	

Luminaire

Code 90633L900

Name ROFY 85 D/I D0900 GCONTROL+ K3 840 LO

Measurement

Code 4/8/2023

Name ROFY 85 D/I D0900 GCONTROL+ K3 840 LO

Luminaire Flux	9483 lm		Luminaire Power		67.7 W		Efficacy	139.996 lm/W			Efficiency	72.77%	
Source Flux	13032 lm		Maximum value		274.30 cd/klm		Position	C=0.00 G=0.00			CG	Double Symmetrical	
Luminance cd/m2 Table 2/3													
	C 130.00	C 140.00	C 150.00	C 160.00	C 170.00	C 180.00	C 190.00	C 200.00	C 210.00	C 220.00	C 230.00	C 240.00	C 250.00
G 0.0	5877	5877	5877	5877	5877	5877	5877	5877	5877	5877	5877	5877	5877
G 5.0	5801	5801	5801	5801	5801	5801	5801	5801	5801	5801	5801	5801	5798
G 10.0	5698	5696	5697	5700	5700	5697	5700	5700	5697	5696	5698	5699	5696
G 15.0	5567	5568	5575	5580	5583	5586	5583	5580	5575	5568	5567	5571	5569
G 20.0	5415	5416	5423	5435	5445	5452	5445	5435	5423	5416	5415	5419	5428
G 25.0	5241	5243	5250	5261	5270	5277	5270	5261	5250	5243	5241	5246	5258
G 30.0	5053	5052	5043	5041	5045	5050	5045	5041	5043	5052	5053	5045	5044
G 35.0	4829	4827	4807	4790	4784	4788	4784	4790	4807	4827	4829	4812	4791
G 40.0	4524	4523	4511	4496	4486	4480	4486	4496	4511	4523	4524	4513	4497
G 45.0	4081	4075	4066	4046	4035	4031	4035	4046	4066	4075	4081	4088	4086
G 50.0	3127	3122	3332	3412	3421	3436	3421	3412	3332	3122	3127	3349	3447
G 55.0	2096	2072	2472	2829	2926	2799	2926	2829	2472	2072	2096	2536	2909
G 60.0	1754	1729	1819	2167	2344	2215	2344	2167	1819	1729	1754	1897	2292
G 65.0	1538	1531	1396	1655	1847	1753	1847	1655	1396	1531	1538	1432	1747
G 70.0	1285	1301	1264	1397	1475	1400	1475	1397	1264	1301	1285	1232	1472
G 75.0	1112	1135	1226	1191	1152	1141	1152	1191	1226	1135	1112	1214	1301
G 80.0	1040	1051	1039	994	974	974	974	994	1039	1051	1040	1032	1037
G 85.0	739	755	797	753	683	634	683	753	797	755	739	766	742
G 90.0	218	297	418	464	480	505	480	464	418	297	218	209	187

Luminaire

Code 90633L900

Name ROFY 85 D/I D0900 GCONTROL+ K3 840 LO

Measurem.

Code 4/8/2023

Name ROFY 85 D/I D0900 GCONTROL+ K3 840 LO

Luminaire Flux	9483 lm	Luminaire Power	67.7 W	Efficacy	139.996 lm/W	Efficiency	72.77%
Source Flux	13032 lm	Maximum value	274.30 cd/klm	Position	C=0.00 G=0.00	CG	Double Symmetrical

Luminance cd/m2 Table 3/3

	C 260.00	C 270.00	C 280.00	C 290.00	C 300.00	C 310.00	C 320.00	C 330.00	C 340.00	C 350.00
G 0.0	5877	5877	5877	5877	5877	5877	5877	5877	5877	5877
G 5.0	5797	5801	5797	5798	5801	5801	5801	5801	5801	5801
G 10.0	5695	5699	5695	5696	5699	5698	5696	5697	5700	5700
G 15.0	5570	5577	5570	5569	5571	5567	5568	5575	5580	5583
G 20.0	5437	5445	5437	5428	5419	5415	5416	5423	5435	5445
G 25.0	5268	5272	5268	5258	5246	5241	5243	5250	5261	5270
G 30.0	5047	5050	5047	5044	5045	5053	5052	5043	5041	5045
G 35.0	4785	4793	4785	4791	4812	4829	4827	4807	4790	4784
G 40.0	4486	4483	4486	4497	4513	4524	4523	4511	4496	4486
G 45.0	4079	4072	4079	4086	4088	4081	4075	4066	4046	4035
G 50.0	3461	3465	3461	3447	3349	3127	3122	3332	3412	3421
G 55.0	2990	2825	2990	2909	2536	2096	2072	2472	2829	2926
G 60.0	2450	2233	2450	2292	1897	1754	1729	1819	2167	2344
G 65.0	1926	1733	1926	1747	1432	1538	1531	1396	1655	1847
G 70.0	1563	1349	1563	1472	1232	1285	1301	1264	1397	1475
G 75.0	1289	1186	1289	1301	1214	1112	1135	1226	1191	1152
G 80.0	1022	960	1022	1037	1032	1040	1051	1039	994	974
G 85.0	686	623	686	742	766	739	755	797	753	683
G 90.0	165	157	165	187	209	218	297	418	464	480