

Luminaire

Code 90636L150

Name CONCEPT O 65 D/I D1500 LIGHT+ K3 830

Measurem.

Code 31/7/2023

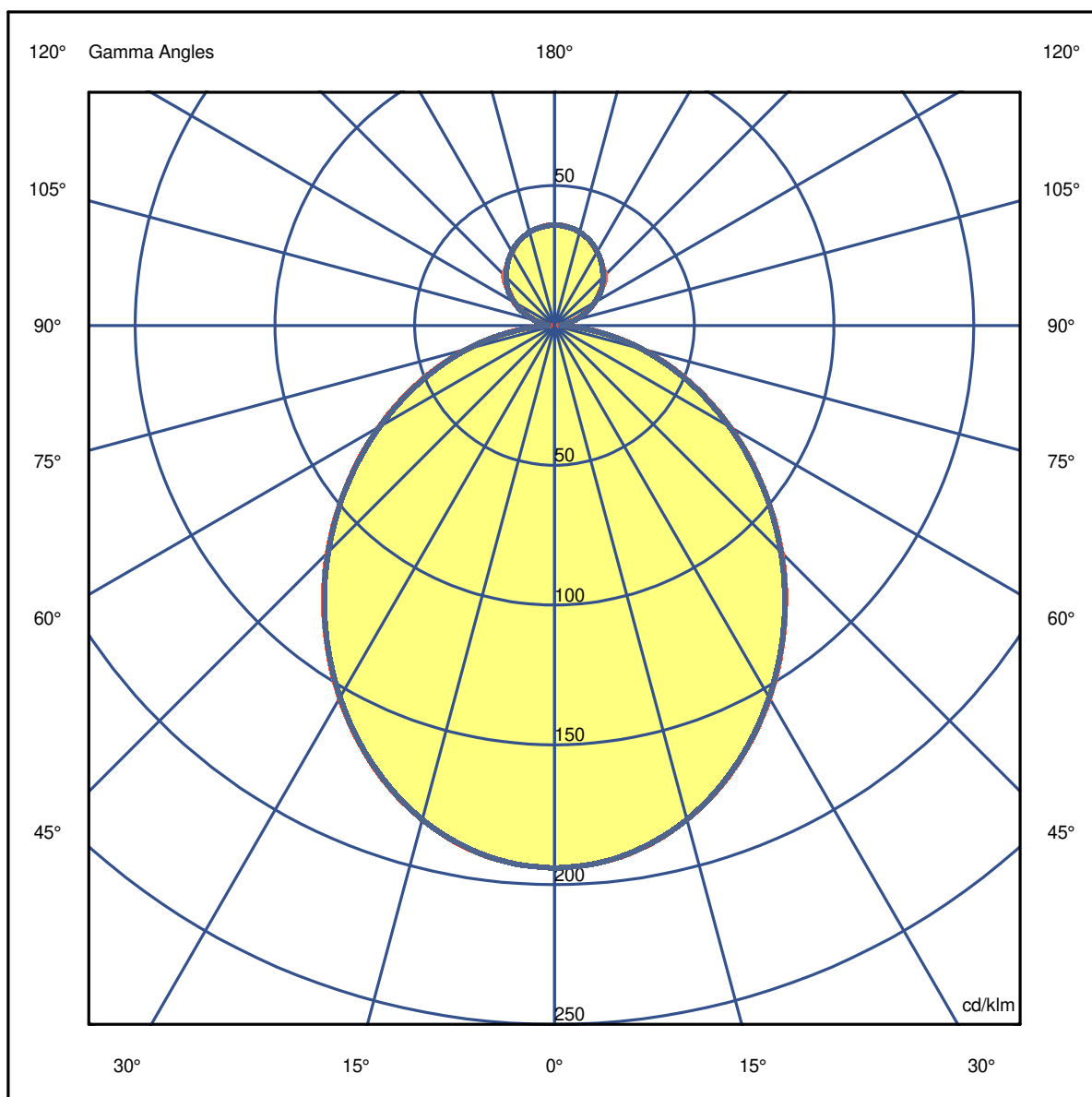
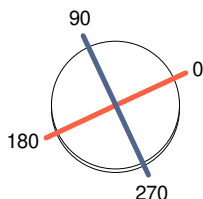
Name CONCEPT O 65 D/I D1500 LIGHT+ K3 830

Luminaire Flux	11625 lm	Luminaire Power	109.5 W	Efficacy	106.142 lm/W	Efficiency	60.93%
Source Flux	19080 lm	Maximum value	194.00 cd/klm	Position	C=0.00 G=0.00	CG	Double Symmetrical

Diam=1500mm

C Halfplanes

180.0 ——— 0.0
270.0 ——— 90.0



Luminaire

Code 90636L150
Name CONCEPT O 65 D/I D1500 LIGHT+ K3 830

Measurem.

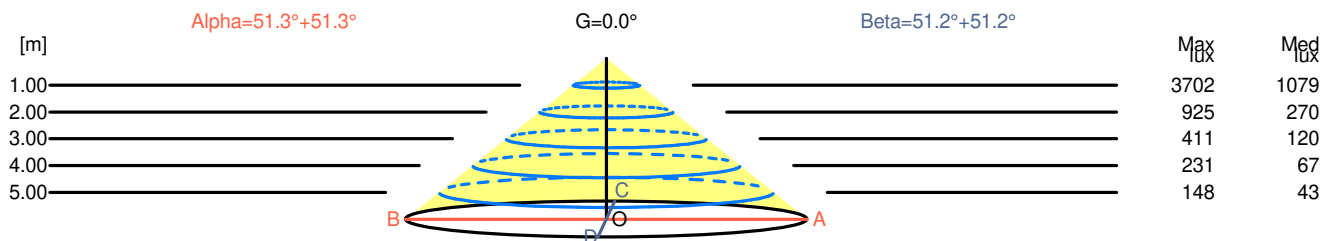
Code 31/7/2023
Name CONCEPT O 65 D/I D1500 LIGHT+ K3 830

Luminaire Flux	11625 lm	Luminaire Power	109.5 W	Efficacy	106.142 lm/W	Efficiency	60.93%
Source Flux	19080 lm	Maximum value	194.00 cd/klm	Position	C=0.00 G=0.00	CG	Double Symmetrical

Width at 50.00 % of Max Intensity

H[m]	1.00	2.00	3.00	4.00	5.00	H[m]	1.00	2.00	3.00	4.00	5.00
OA	1.25	2.50	3.75	4.99	6.24	OC	1.25	2.49	3.74	4.98	6.23
OB	1.25	2.50	3.75	4.99	6.24	OD	1.25	2.49	3.74	4.98	6.23

	0	5	15	25	35	45	55	65	75	85
OA	3701.52	3676.72	3489.73	3148.20	2699.82	2192.29	1652.33	1120.00	616.28	166.00
OB	3701.52	3676.72	3489.73	3148.20	2699.82	2192.29	1652.33	1120.00	616.28	166.00
OC	3701.52	3676.72	3489.73	3144.38	2694.10	2182.75	1644.70	1108.55	606.74	166.00
OD	3701.52	3676.72	3489.73	3144.38	2694.10	2182.75	1644.70	1108.55	606.74	166.00



H[m]	D[m]	Max lux	Med lux	Alpha=51.3°+51.3°	G=0.0	
1.00	2.50	3702	1079			
2.00	4.99	925	270			
3.00	7.49	411	120			
4.00	9.99	231	67			
5.00	12.49	148	43			

H[m]	D[m]	Max lux	Med lux	Beta=51.2°+51.2°	G=0.0	
1.00	2.49	3702	1079			
2.00	4.98	925	270			
3.00	7.47	411	120			
4.00	9.96	231	67			
5.00	12.45	148	43			

Luminaire

Code 90636L150
Name CONCEPT O 65 D/I D1500 LIGHT+ K3 830

Measurem.

Code 31/7/2023
Name CONCEPT O 65 D/I D1500 LIGHT+ K3 830

Luminaire Flux	11625 lm	Luminaire Power	109.5 W	Efficacy	106.142 lm/W	Efficiency	60.93%
Source Flux	19080 lm	Maximum value	194.00 cd/klm	Position	C=0.00 G=0.00	CG	Double Symmetrical

UGR
S = 0.250

Reflectancies										
Ceiling/Cavity	0.7	0.7	0.5	0.5	0.3	0.7	0.7	0.5	0.5	0.3
Walls	0.5	0.3	0.5	0.3	0.3	0.5	0.3	0.5	0.3	0.3
Working Plane	0.2	0.2	0.2	0.2	0.2	0.2	0.2	0.2	0.2	0.2
Room Dimensions	Lateral View					Viewed Endwise				
x=2H y=2H	12.9	14.0	13.4	14.4	15.0	12.9	13.9	13.4	14.4	15.0
x=2H y=3H	14.3	15.2	14.8	15.8	16.4	14.2	15.2	14.8	15.8	16.4
x=2H y=4H	14.8	15.7	15.4	16.3	16.9	14.8	15.7	15.3	16.3	16.9
x=2H y=6H	15.2	16.0	15.8	16.6	17.3	15.2	16.0	15.7	16.6	17.2
x=2H y=8H	15.3	16.1	15.9	16.7	17.4	15.2	16.1	15.9	16.7	17.3
x=2H y=12H	15.3	16.1	16.0	16.7	17.4	15.3	16.1	15.9	16.7	17.4
x=4H y=2H	13.4	14.3	14.0	14.9	15.5	13.4	14.3	14.0	14.9	15.5
x=4H y=3H	15.0	15.8	15.6	16.4	17.1	15.0	15.7	15.6	16.4	17.1
x=4H y=4H	15.7	16.4	16.3	17.0	17.7	15.6	16.3	16.3	16.9	17.7
x=4H y=6H	16.1	16.7	16.8	17.4	18.1	16.1	16.7	16.8	17.4	18.1
x=4H y=8H	16.3	16.8	17.0	17.5	18.3	16.3	16.8	16.9	17.5	18.2
x=4H y=12H	16.4	16.9	17.1	17.5	18.3	16.3	16.8	17.0	17.5	18.3
x=8H y=4H	15.9	16.4	16.6	17.1	17.8	15.8	16.4	16.5	17.1	17.8
x=8H y=6H	16.5	16.9	17.2	17.6	18.4	16.5	16.9	17.2	17.6	18.4
x=8H y=8H	16.7	17.1	17.4	17.8	18.6	16.7	17.1	17.4	17.8	18.6
x=8H y=12H	16.8	17.2	17.6	17.9	18.7	16.8	17.2	17.6	17.9	18.7
x=12H y=4H	15.9	16.4	16.6	17.0	17.8	15.8	16.3	16.5	17.0	17.8
x=12H y=6H	16.5	16.9	17.2	17.6	18.5	16.5	16.9	17.2	17.6	18.4
x=12H y=8H	16.8	17.1	17.5	17.8	18.7	16.7	17.1	17.5	17.8	18.6

Luminaire

Code 90636L150

Name CONCEPT O 65 D/I D1500 LIGHT+ K3 830

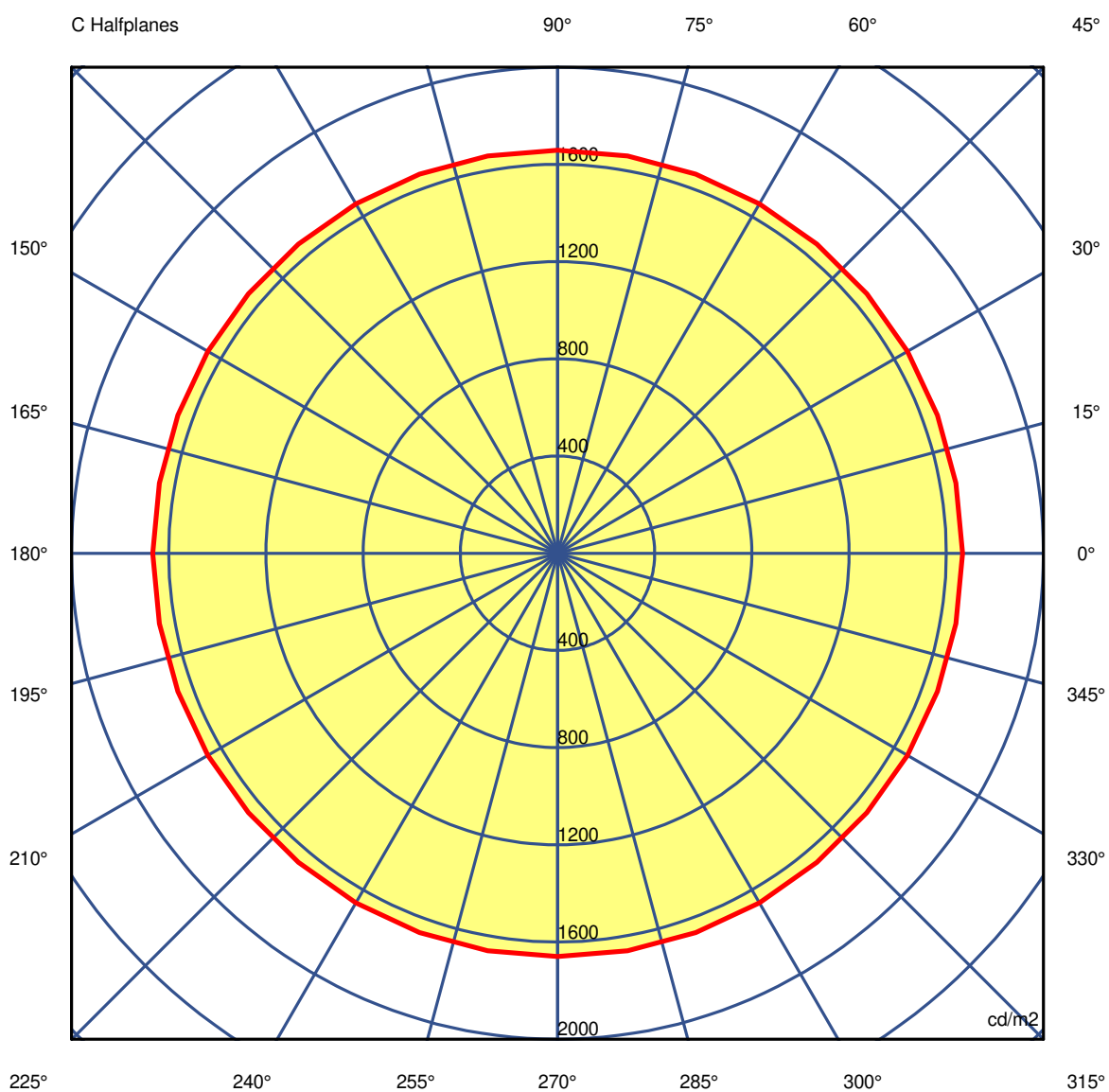
Measurem.

Code 31/7/2023

Name CONCEPT O 65 D/I D1500 LIGHT+ K3 830

Luminaire Flux	11625 lm	Luminaire Power	109.5 W	Efficacy	106.142 lm/W	Efficiency	60.93%
Source Flux	19080 lm	Maximum value	194.00 cd/klm	Position	C=0.00 G=0.00	CG Double Symmetrical	

Luminance



45.0°

Luminaire

Code 90636L150

Name CONCEPT O 65 D/I D1500 LIGHT+ K3 830

Measurem.

Code 31/7/2023

Name CONCEPT O 65 D/I D1500 LIGHT+ K3 830

Luminaire Flux		11625 lm		Luminaire Power		109.5 W		Efficacy		106.142 lm/W		Efficiency		60.93%	
Source Flux		19080 lm		Maximum value		194.00 cd/klm		Position		C=0.00 G=0.00		CG		Double Symmetrical	
Luminance cd/m2														Table 1/3	
		C 0.00	C 10.00	C 20.00	C 30.00	C 40.00	C 50.00	C 60.00	C 70.00	C 80.00	C 90.00	C 100.00	C 110.00	C 120.00	
G 0.0	2134	2134	2134	2134	2134	2134	2134	2134	2134	2134	2134	2134	2134	2134	2134
G 5.0	2115	2115	2115	2115	2115	2115	2115	2115	2115	2115	2115	2115	2115	2115	2115
G 10.0	2085	2085	2084	2083	2084	2085	2085	2085	2085	2084	2083	2084	2085	2085	2085
G 15.0	2043	2043	2043	2043	2042	2043	2044	2044	2044	2043	2043	2043	2044	2044	2044
G 20.0	1995	1993	1993	1994	1994	1994	1994	1993	1993	1992	1992	1992	1993	1994	1994
G 25.0	1937	1937	1937	1937	1936	1936	1936	1937	1937	1937	1935	1937	1937	1937	1936
G 30.0	1875	1874	1874	1874	1873	1873	1873	1873	1873	1872	1871	1872	1873	1873	1873
G 35.0	1808	1807	1806	1806	1806	1806	1806	1806	1806	1805	1804	1805	1806	1806	1806
G 40.0	1739	1737	1736	1735	1735	1736	1736	1736	1736	1735	1735	1735	1736	1736	1736
G 45.0	1666	1664	1663	1662	1661	1661	1661	1661	1661	1660	1659	1660	1661	1661	1661
G 50.0	1586	1586	1585	1583	1583	1582	1581	1582	1582	1583	1583	1583	1582	1581	1581
G 55.0	1505	1504	1501	1499	1501	1501	1499	1499	1499	1499	1498	1499	1499	1499	1499
G 60.0	1417	1415	1415	1417	1414	1413	1415	1415	1414	1412	1411	1412	1414	1415	1415
G 65.0	1322	1316	1315	1317	1316	1315	1315	1315	1314	1311	1308	1311	1314	1315	1315
G 70.0	1211	1210	1208	1206	1202	1200	1201	1203	1202	1202	1198	1202	1203	1201	1201
G 75.0	1080	1071	1071	1073	1066	1063	1066	1064	1063	1063	1063	1063	1064	1066	1066
G 80.0	897	894	891	888	884	885	888	885	885	883	883	883	885	888	888
G 85.0	599	595	590	586	585	587	592	598	598	599	599	599	598	592	592
G 90.0	317	356	399	408	348	347	378	299	288	288	408	288	299	378	378

Luminaire

Code 90636L150

Name CONCEPT O 65 D/I D1500 LIGHT+ K3 830

Measurem.

Code 31/7/2023

Name CONCEPT O 65 D/I D1500 LIGHT+ K3 830

Luminaire Flux		11625 lm		Luminaire Power		109.5 W		Efficacy		106.142 lm/W		Efficiency		60.93%	
Source Flux		19080 lm		Maximum value		194.00 cd/klm		Position		C=0.00 G=0.00		CG		Double Symmetrical	
Luminance cd/m2														Table 2/3	
	C 130.00	C 140.00	C 150.00	C 160.00	C 170.00	C 180.00	C 190.00	C 200.00	C 210.00	C 220.00	C 230.00	C 240.00	C 250.00		
G 0.0	2134	2134	2134	2134	2134	2134	2134	2134	2134	2134	2134	2134	2134		
G 5.0	2115	2115	2115	2115	2115	2115	2115	2115	2115	2115	2115	2115	2115		
G 10.0	2085	2084	2083	2084	2085	2085	2085	2084	2083	2084	2085	2085	2085		
G 15.0	2043	2042	2043	2043	2043	2043	2043	2043	2043	2042	2043	2044	2044		
G 20.0	1994	1994	1994	1993	1993	1995	1993	1993	1994	1994	1994	1994	1993		
G 25.0	1936	1936	1937	1937	1937	1937	1937	1937	1937	1936	1936	1936	1937		
G 30.0	1873	1873	1874	1874	1874	1875	1874	1874	1874	1873	1873	1873	1873		
G 35.0	1806	1806	1806	1806	1807	1808	1807	1806	1806	1806	1806	1806	1806		
G 40.0	1736	1735	1735	1736	1737	1739	1737	1736	1735	1735	1736	1736	1736		
G 45.0	1661	1661	1662	1663	1664	1666	1664	1663	1662	1661	1661	1661	1661		
G 50.0	1582	1583	1583	1585	1586	1586	1586	1585	1583	1583	1582	1581	1582		
G 55.0	1501	1501	1499	1501	1504	1505	1504	1501	1499	1501	1501	1499	1499		
G 60.0	1413	1414	1417	1415	1415	1417	1415	1415	1417	1414	1413	1415	1414		
G 65.0	1315	1316	1317	1315	1316	1322	1316	1315	1317	1316	1315	1315	1314		
G 70.0	1200	1202	1206	1208	1210	1211	1210	1208	1206	1202	1200	1201	1203		
G 75.0	1063	1066	1073	1071	1071	1080	1071	1071	1073	1066	1063	1066	1064		
G 80.0	885	884	888	891	894	897	894	891	888	884	885	888	885		
G 85.0	587	585	586	590	595	599	595	590	586	585	587	592	598		
G 90.0	347	348	408	399	356	317	356	399	408	348	347	378	299		

Luminaire

Code 90636L150

Name CONCEPT O 65 D/I D1500 LIGHT+ K3 830

Measurem.

Code 31/7/2023

Name CONCEPT O 65 D/I D1500 LIGHT+ K3 830

Luminaire Flux	11625 lm	Luminaire Power	109.5 W	Efficacy	106.142 lm/W	Efficiency	60.93%
Source Flux	19080 lm	Maximum value	194.00 cd/klm	Position	C=0.00 G=0.00	CG	Double Symmetrical

Luminance cd/m2 Table 3/3

	C 260.00	C 270.00	C 280.00	C 290.00	C 300.00	C 310.00	C 320.00	C 330.00	C 340.00	C 350.00
G 0.0	2134	2134	2134	2134	2134	2134	2134	2134	2134	2134
G 5.0	2115	2115	2115	2115	2115	2115	2115	2115	2115	2115
G 10.0	2084	2083	2084	2085	2085	2085	2084	2083	2084	2085
G 15.0	2043	2043	2043	2044	2044	2043	2042	2043	2043	2043
G 20.0	1992	1992	1992	1993	1994	1994	1994	1994	1993	1993
G 25.0	1937	1935	1937	1937	1936	1936	1936	1937	1937	1937
G 30.0	1872	1871	1872	1873	1873	1873	1873	1874	1874	1874
G 35.0	1805	1804	1805	1806	1806	1806	1806	1806	1806	1807
G 40.0	1735	1735	1735	1736	1736	1736	1735	1735	1736	1737
G 45.0	1660	1659	1660	1661	1661	1661	1661	1662	1663	1664
G 50.0	1583	1583	1583	1582	1581	1582	1583	1583	1585	1586
G 55.0	1499	1498	1499	1499	1499	1501	1501	1499	1501	1504
G 60.0	1412	1411	1412	1414	1415	1413	1414	1417	1415	1415
G 65.0	1311	1308	1311	1314	1315	1315	1316	1317	1315	1316
G 70.0	1202	1198	1202	1203	1201	1200	1202	1206	1208	1210
G 75.0	1063	1063	1063	1064	1066	1063	1066	1073	1071	1071
G 80.0	883	883	883	885	888	885	884	888	891	894
G 85.0	599	599	599	598	592	587	585	586	590	595
G 90.0	288	408	288	299	378	347	348	408	399	356