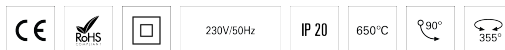
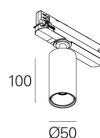
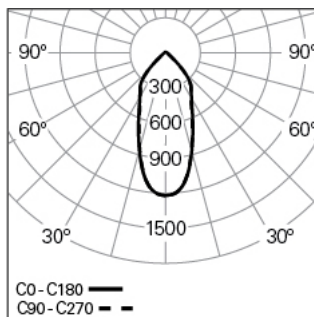


**ELI 50 SPOT TRACK L100 PB DALI 930 B 50° LO**

ARCHITECTURAL LIGHTING

**90699L100HB0350****Light distribution**

L=260mm

**PRODUCT DESCRIPTION**

**Application Areas:** Offices, Hotels and residential, Public spaces, Retail, Education, Health and care

**Mounting Type:** Track and Spotlights

**Control Gear Included:** Yes

**Control Gear:** LED driver 220-240VAC-50/60Hz

**ELI 50 SPOT TRACK L100 PB DALI 930 B 50° LO****CHARACTERISTICS**

**Luminaire Type:** Round downlight

**Insulation Class:** II

**Ingress Protection (IP):** 20

**Ambient Temperature Range (°C):** ]-5, 25[

**Warranty (Years):** 5

**MATERIALS**

**Body Material:** Extruded aluminium profile

**Finishing:** Epoxy polyester powder coated

**Colour:** Black (B)

**Glow-wire Resistance (°C):** 850

**OPTICAL SYSTEM**

**Optical System:** PB - Shiny reflector

**Light Distribution:** Direct

**Beam Angle (°):** 50°

**Adjustable:** Tilt / Rotation

**TECHNICAL DATA**

**Light Source:** LED

**Input Power (W):** 7

**Input Driver Voltage:** 220-240V-50/60Hz

**Power Factor (λ):** 0,83

**Luminaire Luminous Flux (lm):** 682

**Luminaire Efficacy (lm/W):** 97

**Unified Glare Rating (UGR):** <22

**LED Lifetime - Rated Median Useful Life:** 60.000h @ L80, B10, Ta 25°C

**CCT - Correlated Colour Temperature (K):** 3000

**Colour Rendering Index (CRI):** >90

**Chromaticity Tolerance (MacAdam step):** <3

**This Product Contains a Light Source of Energy Efficiency Class:** E

**LED Module Forward Voltage Range (VF):** 33,1

**Power Supply Dimming:** DALI 2

**Maximum of Luminaires by Magnetic Circuit Breaker B16:** <42

**Inrush Current (A):** 35

**Pulse Duration (μs):** 80

**DIMENSIONS**

**L - Length (mm):** 260

**W - Width (mm):** 50

**H - Height (mm):** 169

**D - Diameter (mm):** 50