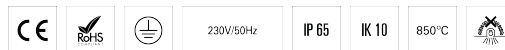

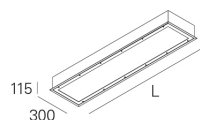
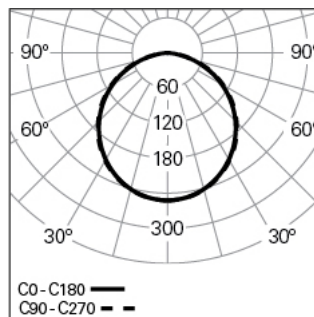


ZLP /E L1225W300 DOZ DALI 840 W

VANDAL RESISTANT LUMINAIRES

906J2222JE40000**Light distribution**

L=1225mm

PRODUCT DESCRIPTION

Application Areas: Offices, Hotels and residential, Public spaces, Retail, Education, Health and care

Mounting Type: Recessed

Control Gear Included: Yes

Control Gear: LED driver 220-240VAC-50/60Hz

ZLP /E L1225W300 DOZ DALI 840 W**CHARACTERISTICS**

Luminaire Type: Rectangular luminaire

Luminaire Module: Individual

Insulation Class: I

Ingress Protection (IP): 65

Mechanical Impact Protection (IK): 10

Ambient Temperature Range (°C):]-5, 25[

Fixing System: Brackets

Warranty (Years): 5

Current Supply Cable Entry Point: Back

MATERIALS

Body Material: Steel sheet

Frame Material: Steel sheet

Finishing: Epoxy polyester powder coated

Colour: White (W)

Glow-wire Resistance (°C): 850

OPTICAL SYSTEM

Optical System: DOZ - Opal diffuser

Light Distribution: Direct

Beam Angle (°): 110

TECHNICAL DATA

Light Source: LED

Input Power (W): 37

Input Driver Voltage: 220-240V-50/60Hz

Power Factor (λ): 0,95

Luminaire Luminous Flux (lm): 4561

Luminaire Efficacy (lm/W): 123

Unified Glare Rating (UGR): <25

LED Lifetime - Rated Median Useful Life: 72.000h @ L80, B10, Ta 25°C

CCT - Correlated Colour Temperature (K): 4000

Colour Rendering Index (CRI): >80

Chromaticity Tolerance (MacAdam step): <3

This Product Contains a Light Source of Energy Efficiency Class: B

LED Module Forward Voltage Range (VF): 11,5

Power Supply Dimming: DALI 2

Maximum of Luminaires by Magnetic Circuit Breaker B16: <21

Inrush Current (A): 29

Pulse Duration (µs): 155

DIMENSIONS

L - Length (mm): 1225

W - Width (mm): 300

H - Height (mm): 115

D - Recess Dimensions (mm): 1197x272

H - Recess Height (mm): 115

Net Weight (kg): 14