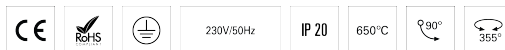


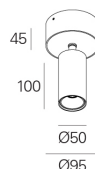
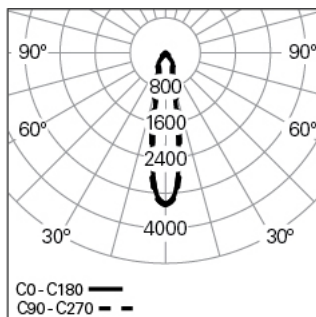
ELI 50 SPOT /C L100 PB DALI 940 B 20° HO

ARCHITECTURAL LIGHTING

90700L100HB0020



Light distribution



PRODUCT DESCRIPTION

Application Areas: Offices, Hotels and residential, Public spaces, Retail, Education, Health and care

Mounting Type: Surface mounted

Control Gear Included: Yes

Control Gear: LED driver 220-240VAC-50/60Hz

ELI 50 SPOT /C L100 PB DALI 940 B 20° HO

CHARACTERISTICS

Luminaire Type: Round downlight

Insulation Class: I

Ingress Protection (IP): 20

Ambient Temperature Range (°C):]-5, 25[

Warranty (Years): 5

Current Supply Cable Entry Point: Back

MATERIALS

Body Material: Extruded aluminium profile

Finishing: Epoxy polyester powder coated

Colour: Black (B)

Glow-wire Resistance (°C): 850

OPTICAL SYSTEM

Optical System: PB - Shiny reflector

Light Distribution: Direct

Beam Angle (°): 20°

Adjustable: Tilt / Rotation

TECHNICAL DATA

Light Source: LED

Input Power (W): 12

Input Driver Voltage: 220-240V-50/60Hz

Power Factor (λ): 0,95

Luminaire Luminous Flux (lm): 1168

Luminaire Efficacy (lm/W): 97

Unified Glare Rating (UGR): <22

LED Lifetime - Rated Median Useful Life: 60.000h @ L80, B10, Ta 25°C

CCT - Correlated Colour Temperature (K): 4000

Colour Rendering Index (CRI): >90

Chromaticity Tolerance (MacAdam step): <3

This Product Contains a Light Source of Energy Efficiency Class: D

LED Module Forward Voltage Range (VF): 34,9

Power Supply Dimming: DALI 2

Maximum of Luminaires by Magnetic Circuit Breaker B16: <80

Inrush Current (A): 4

Pulse Duration (µs): 25

DIMENSIONS

H - Height (mm): 171

D - Diameter (mm): 95