
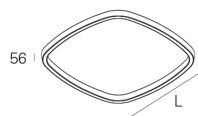
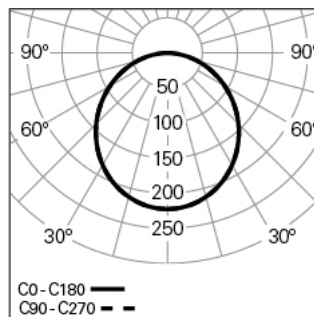


CONCEPT SQ 35 Q1126 BFLEX DALI 830 5

ARCHITECTURAL LIGHTING

90704L027H50300**Light distribution**

L=1126mm

PRODUCT DESCRIPTION

Application Areas: Architectural, Offices, Hotels and residential, Public spaces, Retail, Art and Culture, Education, Health and care

Mounting Type: Surface mounted, Suspended

Control Gear Included: Yes

Control Gear: LED driver 220-240VAC-50/60Hz

CONCEPT SQ 35 Q1126 BFLEX DALI 830 5**CHARACTERISTICS**

Luminaire Type: Square luminaire

Insulation Class: I

Ingress Protection (IP): 40

Ambient Temperature Range (°C):]-5, 25[

Warranty (Years): 5

Current Supply Cable Entry Point: Back

MATERIALS

Body Material: Extruded aluminium profile

Finishing: Epoxy polyester powder coated

Colour: Old Rose (5)

Glow-wire Resistance (°C): 960

OPTICAL SYSTEM

Optical System: bFLEX - Opal diffuser

Light Distribution: Direct

Beam Angle (°): 111

TECHNICAL DATA

Light Source: LED

Input Power (W): 112

Input Driver Voltage: 220-240V-50/60Hz

Power Factor (λ): 0,98

Luminaire Luminous Flux (lm): 10151

Luminaire Efficacy (lm/W): 91

Unified Glare Rating (UGR): <25

LED Lifetime - Rated Median Useful Life: 70.000h @ L90, B10, Ta 25°C

CCT - Correlated Colour Temperature (K): 3000

Colour Rendering Index (CRI): >80

Chromaticity Tolerance (MacAdam step): <3

LED Module Forward Voltage Range (VF): 24

Power Supply Dimming: DALI 2

Central Battery Emergency Lighting System (VDC): 280-373

Maximum of luminaires by Magnetic Circuit Breaker B16: <15

DIMENSIONS

L - Length (mm): 1126

W - Width (mm): 1126

H - Height (mm): 56

NOTES

- For suspended version it is necessary to order the suspension, the current supply cable and the ceiling rose. Please order separately;
- The noise level is 20 dB, lower than the typical ambient sound levels recorded in environments such as libraries and reading rooms.