

Luminaire

Code 90714L132

Name ROFY 60 SQ D/I L1342W286 GCONTROL+ 840 HO

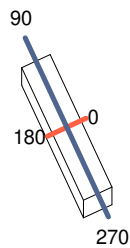
Measurem.

Code 8/8/2023

Name ROFY 60 SQ D/I L1342W286 GCONTROL+ 840 HO

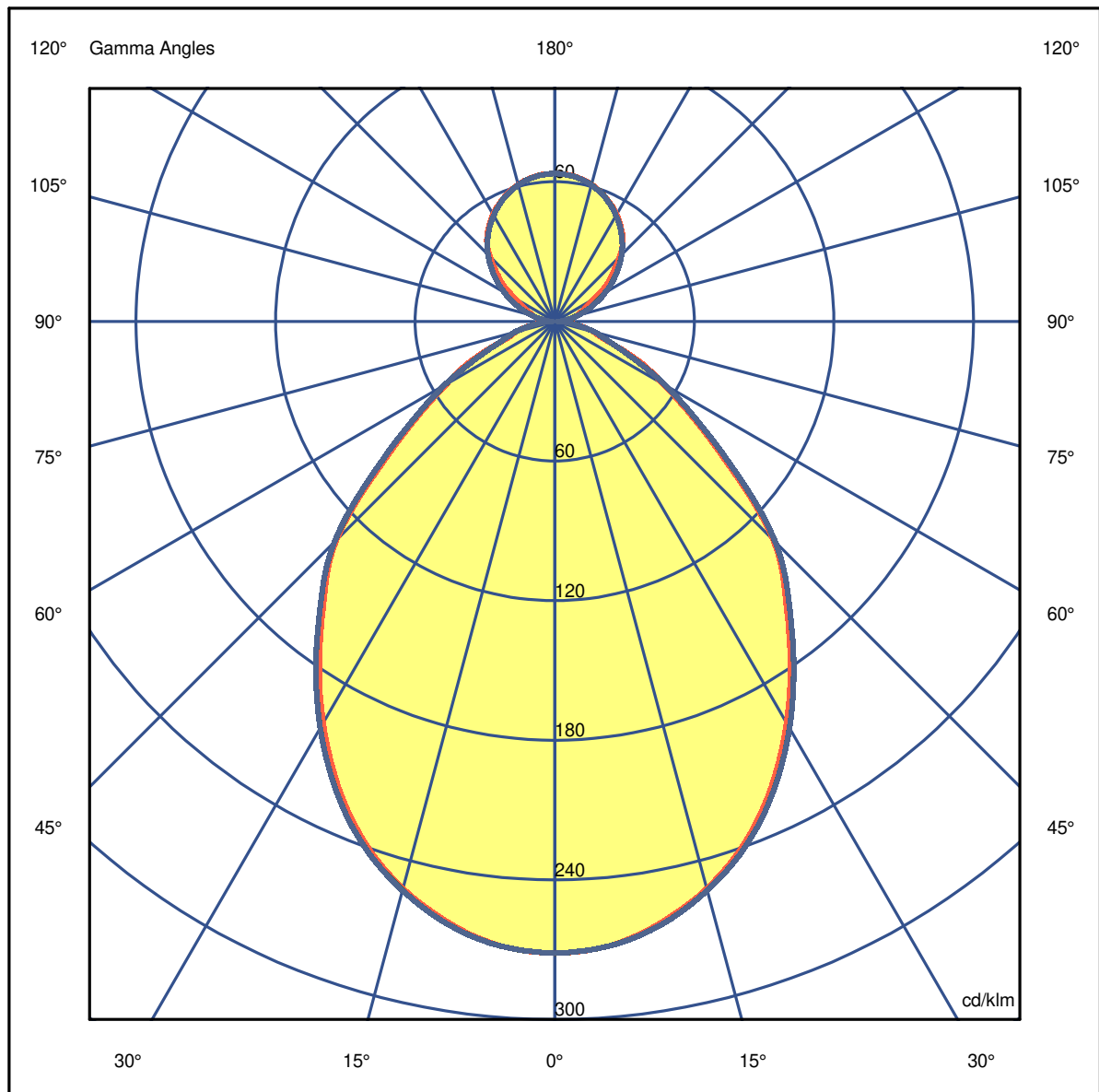
Luminaire Flux	9853 lm	Luminaire Power	75.1 W	Efficacy	131.245 lm/W	Efficiency	70.58%
Source Flux	13960 lm	Maximum value	271.50 cd/klm	Position	C=0.00 G=0.00	CG	Double Symmetrical

1342mm x 286mm



C Halfplanes

180.0 ——— 0.0
270.0 ——— 90.0



Luminaire

Code 90714L132

Name ROFY 60 SQ D/I L1342W286 GCONTROL+ 840 HO

Measurem.

Code 8/8/2023

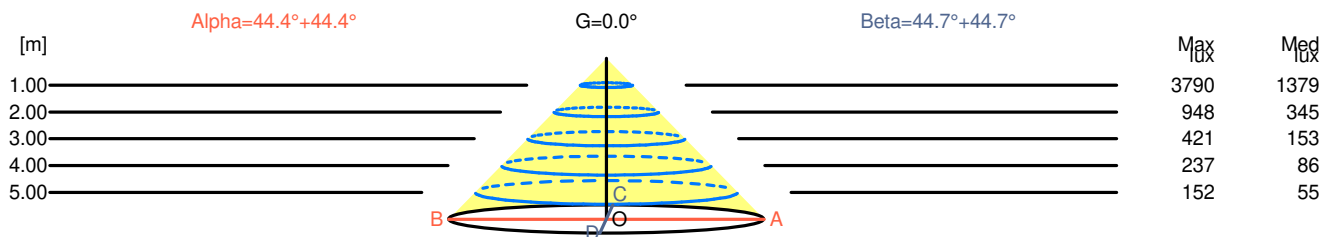
Name ROFY 60 SQ D/I L1342W286 GCONTROL+ 840 HO

Luminaire Flux	9853 lm	Luminaire Power	75.1 W	Efficacy	131.245 lm/W	Efficiency	70.58%
Source Flux	13960 lm	Maximum value	271.50 cd/klm	Position	C=0.00 G=0.00	CG	Double Symmetrical

Width at 50.00 % of Max Intensity

H[m]	1.00	2.00	3.00	4.00	5.00	H[m]	1.00	2.00	3.00	4.00	5.00
OA	0.98	1.96	2.94	3.92	4.90	OC	0.99	1.98	2.97	3.96	4.94
OB	0.98	1.96	2.94	3.92	4.90	OD	0.99	1.98	2.97	3.96	4.94

	0	5	15	25	35	45	55	65	75	85
OA	3790.14	3759.43	3522.11	3076.78	2465.34	1853.89	1021.87	547.23	244.30	86.55
OB	3790.14	3759.43	3522.11	3076.78	2465.34	1853.89	1021.87	547.23	244.30	86.55
OC	3790.14	3760.82	3533.28	3106.10	2498.84	1872.04	1051.19	510.94	249.88	71.20
OD	3790.14	3760.82	3533.28	3106.10	2498.84	1872.04	1051.19	510.94	249.88	71.20



H[m]	D[m]	Max lux	Med lux	Alpha=44.4°+44.4°	G=0.0	
1.00	1.96	3790	1379			
2.00	3.92	948	345			
3.00	5.88	421	153			
4.00	7.84	237	86			
5.00	9.80	152	55			

H[m]	D[m]	Max lux	Med lux	Beta=44.7°+44.7°	G=0.0	
1.00	1.98	3790	1379			
2.00	3.96	948	345			
3.00	5.93	421	153			
4.00	7.91	237	86			
5.00	9.89	152	55			

Luminaire

Code 90714L132

Name ROFY 60 SQ D/I L1342W286 GCONTROL+ 840 HO

Measurem.

Code 8/8/2023

Name ROFY 60 SQ D/I L1342W286 GCONTROL+ 840 HO

Luminaire Flux	9853 lm	Luminaire Power	75.1 W	Efficacy	131.245 lm/W	Efficiency	70.58%
Source Flux	13960 lm	Maximum value	271.50 cd/klm	Position	C=0.00 G=0.00	CG	Double Symmetrical

UGR
S = 0.250

Reflectancies										
Ceiling/Cavity	0.7	0.7	0.5	0.5	0.3	0.7	0.7	0.5	0.5	0.3
Walls	0.5	0.3	0.5	0.3	0.3	0.5	0.3	0.5	0.3	0.3
Working Plane	0.2	0.2	0.2	0.2	0.2	0.2	0.2	0.2	0.2	0.2
Room Dimensions										
Room Dimensions	Lateral View					Viewed Endwise				
x=2H y=2H	15.0	16.0	15.6	16.5	17.2	15.7	16.6	16.3	17.2	17.8
x=2H y=3H	15.5	16.3	16.1	16.9	17.7	16.2	17.0	16.8	17.6	18.4
x=2H y=4H	15.7	16.4	16.3	17.1	17.8	16.4	17.2	17.1	17.8	18.6
x=2H y=6H	15.8	16.5	16.4	17.1	17.9	16.6	17.3	17.3	18.0	18.7
x=2H y=8H	15.8	16.4	16.5	17.1	17.9	16.6	17.3	17.3	18.0	18.8
x=2H y=12H	15.8	16.4	16.5	17.1	17.8	16.6	17.3	17.3	17.9	18.7
x=4H y=2H	15.1	15.8	15.7	16.5	17.2	15.6	16.4	16.3	17.1	17.8
x=4H y=3H	15.7	16.3	16.4	17.0	17.8	16.3	17.0	17.0	17.6	18.4
x=4H y=4H	15.9	16.5	16.7	17.2	18.0	16.7	17.2	17.4	17.9	18.7
x=4H y=6H	16.1	16.6	16.8	17.3	18.2	16.9	17.4	17.7	18.1	19.0
x=4H y=8H	16.2	16.6	16.9	17.3	18.2	17.0	17.4	17.8	18.2	19.1
x=4H y=12H	16.2	16.6	17.0	17.3	18.2	17.1	17.5	17.8	18.2	19.1
x=8H y=4H	16.0	16.4	16.7	17.1	18.0	16.6	17.1	17.4	17.8	18.7
x=8H y=6H	16.2	16.6	17.0	17.4	18.3	17.0	17.3	17.8	18.1	19.0
x=8H y=8H	16.3	16.6	17.1	17.4	18.4	17.1	17.5	17.9	18.2	19.2
x=8H y=12H	16.4	16.7	17.2	17.5	18.4	17.3	17.5	18.1	18.3	19.3
x=12H y=4H	15.9	16.3	16.7	17.1	18.0	16.6	17.0	17.4	17.7	18.6
x=12H y=6H	16.2	16.5	17.0	17.3	18.3	17.0	17.3	17.8	18.1	19.0
x=12H y=8H	16.4	16.6	17.2	17.4	18.4	17.1	17.4	18.0	18.2	19.2

Luminaire

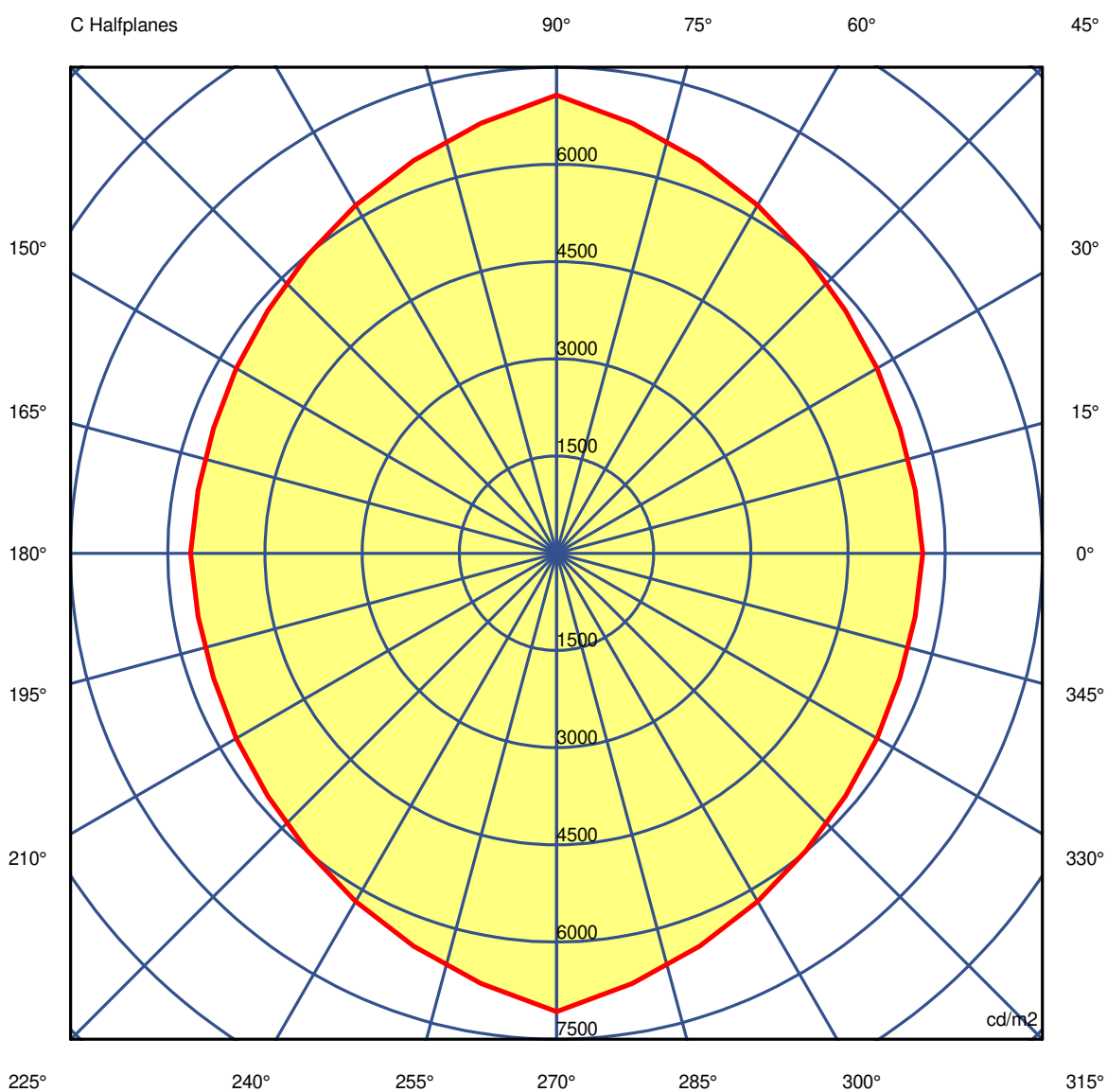
Code 90714L132
Name ROFY 60 SQ D/I L1342W286 GCONTROL+ 840 HO

Measurem.

Code 8/8/2023
Name ROFY 60 SQ D/I L1342W286 GCONTROL+ 840 HO

Luminaire Flux	9853 lm	Luminaire Power	75.1 W	Efficacy	131.245 lm/W	Efficiency	70.58%
Source Flux	13960 lm	Maximum value	271.50 cd/klm	Position	C=0.00 G=0.00	CG	Double Symmetrical

Luminance



Luminaire

Code 90714L132

Name ROFY 60 SQ D/I L1342W286 GCONTROL+ 840 HO

Measurement

Code 8/8/2023

Name ROFY 60 SQ D/I L1342W286 GCONTROL+ 840 HO

Luminaire Flux	9853 lm		Luminaire Power		75.1 W		Efficacy		131.245 lm/W		Efficiency		70.58%	
Source Flux	13960 lm		Maximum value		271.50 cd/klm		Position		C=0.00 G=0.00		CG		Double Symmetrical	
Luminance cd/m2														
Table 1/3														
	C 0.00	C 10.00	C 20.00	C 30.00	C 40.00	C 50.00	C 60.00	C 70.00	C 80.00	C 90.00	C 100.00	C 110.00	C 120.00	
G 0.0	10778	10778	10778	10778	10778	10778	10778	10778	10778	10778	10778	10778	10778	
G 5.0	10440	10441	10443	10449	10473	10499	10525	10562	10613	10676	10613	10562	10525	
G 10.0	10013	10022	10029	10043	10088	10146	10206	10281	10377	10491	10377	10281	10206	
G 15.0	9551	9537	9540	9565	9630	9711	9803	9927	10071	10226	10071	9927	9803	
G 20.0	9026	9005	9004	9023	9091	9193	9323	9489	9684	9903	9684	9489	9323	
G 25.0	8402	8378	8381	8416	8507	8639	8801	8993	9215	9462	9215	8993	8801	
G 30.0	7709	7682	7697	7765	7891	8034	8199	8393	8629	8915	8629	8393	8199	
G 35.0	6994	6978	7007	7088	7228	7393	7567	7769	8013	8301	8013	7769	7567	
G 40.0	6301	6294	6328	6408	6536	6699	6890	7117	7383	7690	7383	7117	6890	
G 45.0	5650	5618	5638	5709	5824	5989	6203	6452	6740	7074	6740	6452	6203	
G 50.0	4473	4535	4616	4632	4540	4712	5140	5366	5609	5886	5609	5366	5140	
G 55.0	3479	3777	3670	3208	2862	2862	3361	4311	4879	4773	4879	4311	3361	
G 60.0	2755	2825	2539	2141	2272	2391	2498	3168	3757	3922	3757	3168	2498	
G 65.0	2185	2134	1940	1644	1860	1990	1966	2415	2868	3021	2868	2415	1966	
G 70.0	1428	1592	1638	1538	1405	1485	1786	2045	2225	2377	2225	2045	1786	
G 75.0	1224	1264	1211	1133	1214	1302	1394	1647	1943	2214	1943	1647	1394	
G 80.0	886	945	994	1030	1073	1154	1276	1409	1559	1759	1559	1409	1276	
G 85.0	607	668	717	734	720	780	934	1073	1190	1339	1190	1073	934	
G 90.0	435	411	396	386	379	386	405	424	466	617	466	424	405	

Luminaire

Code 90714L132

Name ROFY 60 SQ D/I L1342W286 GCONTROL+ 840 HO

Measurement

Code 8/8/2023

Name ROFY 60 SQ D/I L1342W286 GCONTROL+ 840 HO

Luminaire Flux	9853 lm	Luminaire Power		75.1 W	Efficacy	131.245 lm/W		Efficiency	70.58%				
Source Flux	13960 lm	Maximum value		271.50 cd/klm	Position	C=0.00 G=0.00		CG	Double Symmetrical				
Luminance cd/m2										Table 2/3			
	C 130.00	C 140.00	C 150.00	C 160.00	C 170.00	C 180.00	C 190.00	C 200.00	C 210.00	C 220.00	C 230.00	C 240.00	C 250.00
G 0.0	10778	10778	10778	10778	10778	10778	10778	10778	10778	10778	10778	10778	10778
G 5.0	10499	10473	10449	10443	10441	10440	10441	10443	10449	10473	10499	10525	10562
G 10.0	10146	10088	10043	10029	10022	10013	10022	10029	10043	10088	10146	10206	10281
G 15.0	9711	9630	9565	9540	9537	9551	9537	9540	9565	9630	9711	9803	9927
G 20.0	9193	9091	9023	9004	9005	9026	9005	9004	9023	9091	9193	9323	9489
G 25.0	8639	8507	8416	8381	8378	8402	8378	8381	8416	8507	8639	8801	8993
G 30.0	8034	7891	7765	7697	7682	7709	7682	7697	7765	7891	8034	8199	8393
G 35.0	7393	7228	7088	7007	6978	6994	6978	7007	7088	7228	7393	7567	7769
G 40.0	6699	6536	6408	6328	6294	6301	6294	6328	6408	6536	6699	6890	7117
G 45.0	5989	5824	5709	5638	5618	5650	5618	5638	5709	5824	5989	6203	6452
G 50.0	4712	4540	4632	4616	4535	4473	4535	4616	4632	4540	4712	5140	5366
G 55.0	2862	2862	3208	3670	3777	3479	3777	3670	3208	2862	2862	3361	4311
G 60.0	2391	2272	2141	2539	2825	2755	2825	2539	2141	2272	2391	2498	3168
G 65.0	1990	1860	1644	1940	2134	2185	2134	1940	1644	1860	1990	1966	2415
G 70.0	1485	1405	1538	1638	1592	1428	1592	1638	1538	1405	1485	1786	2045
G 75.0	1302	1214	1133	1211	1264	1224	1264	1211	1133	1214	1302	1394	1647
G 80.0	1154	1073	1030	994	945	886	945	994	1030	1073	1154	1276	1409
G 85.0	780	720	734	717	668	607	668	717	734	720	780	934	1073
G 90.0	386	379	386	396	411	435	411	396	386	379	386	405	424

Luminaire

Code 90714L132

Name ROFY 60 SQ D/I L1342W286 GCONTROL+ 840 HO

Measurem.

Code 8/8/2023

Name ROFY 60 SQ D/I L1342W286 GCONTROL+ 840 HO

Luminaire Flux	9853 lm	Luminaire Power	75.1 W	Efficacy	131.245 lm/W	Efficiency	70.58%
Source Flux	13960 lm	Maximum value	271.50 cd/klm	Position	C=0.00 G=0.00	CG	Double Symmetrical

Luminance cd/m2 Table 3/3

	C 260.00	C 270.00	C 280.00	C 290.00	C 300.00	C 310.00	C 320.00	C 330.00	C 340.00	C 350.00
G 0.0	10778	10778	10778	10778	10778	10778	10778	10778	10778	10778
G 5.0	10613	10676	10613	10562	10525	10499	10473	10449	10443	10441
G 10.0	10377	10491	10377	10281	10206	10146	10088	10043	10029	10022
G 15.0	10071	10226	10071	9927	9803	9711	9630	9565	9540	9537
G 20.0	9684	9903	9684	9489	9323	9193	9091	9023	9004	9005
G 25.0	9215	9462	9215	8993	8801	8639	8507	8416	8381	8378
G 30.0	8629	8915	8629	8393	8199	8034	7891	7765	7697	7682
G 35.0	8013	8301	8013	7769	7567	7393	7228	7088	7007	6978
G 40.0	7383	7690	7383	7117	6890	6699	6536	6408	6328	6294
G 45.0	6740	7074	6740	6452	6203	5989	5824	5709	5638	5618
G 50.0	5609	5886	5609	5366	5140	4712	4540	4632	4616	4535
G 55.0	4879	4773	4879	4311	3361	2862	2862	3208	3670	3777
G 60.0	3757	3922	3757	3168	2498	2391	2272	2141	2539	2825
G 65.0	2868	3021	2868	2415	1966	1990	1860	1644	1940	2134
G 70.0	2225	2377	2225	2045	1786	1485	1405	1538	1638	1592
G 75.0	1943	2214	1943	1647	1394	1302	1214	1133	1211	1264
G 80.0	1559	1759	1559	1409	1276	1154	1073	1030	994	945
G 85.0	1190	1339	1190	1073	934	780	720	734	717	668
G 90.0	466	617	466	424	405	386	379	386	396	411