

**Luminaire**

Code 90715L812

Name ROFY 60 SQ D/I L0814W286 GCONTROL+ 830 LO

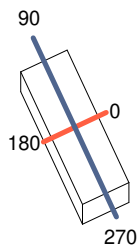
**Measurem.**

Code 9/8/2023

Name ROFY 60 SQ D/I L0814W286 GCONTROL+ 830 LO

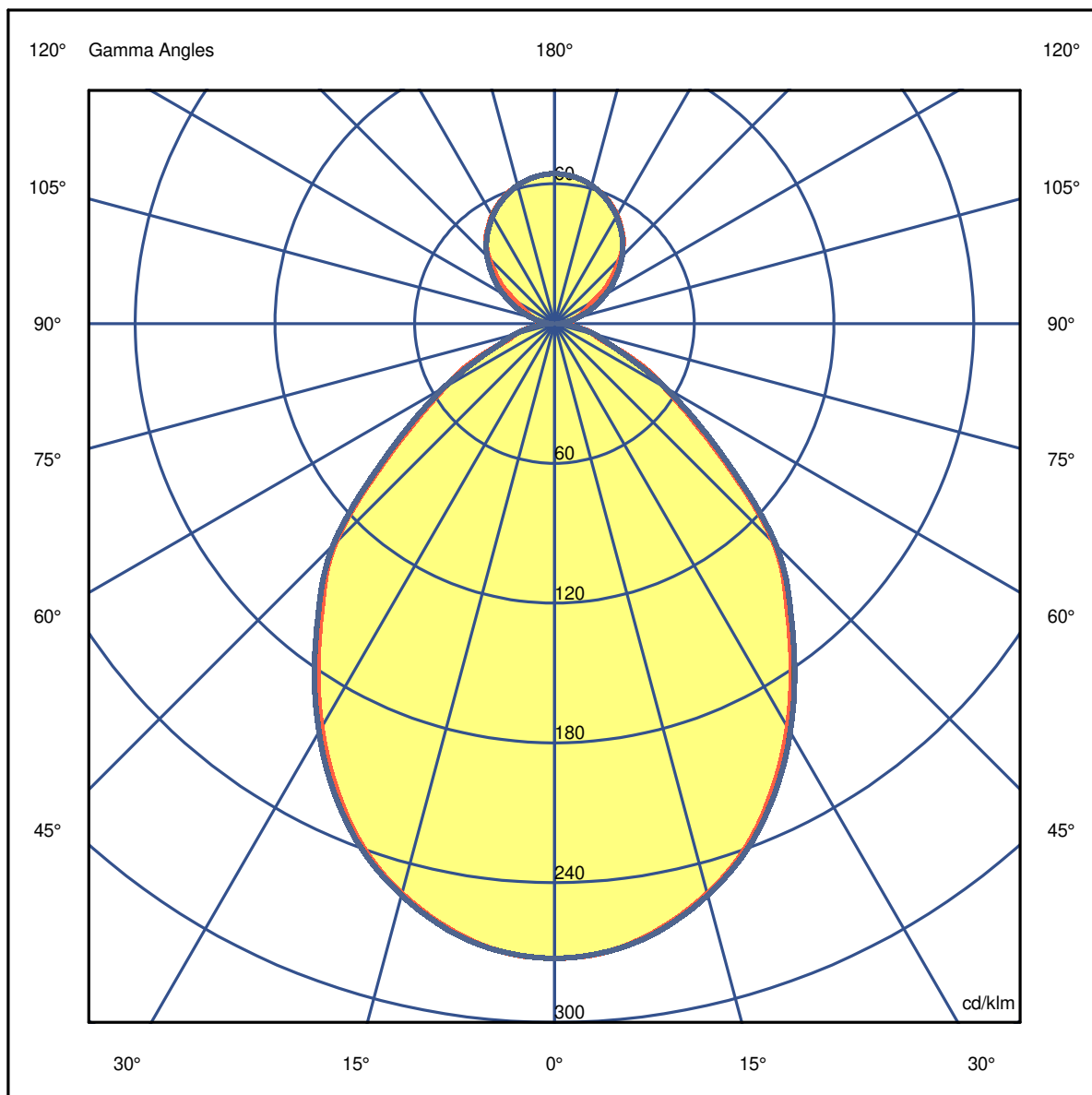
Luminaire Flux	4131 lm	Luminaire Power	34.8 W	Efficacy	118.708 lm/W	Efficiency	70.98%
Source Flux	5820 lm	Maximum value	272.60 cd/klm	Position	C=0.00 G=0.00	CG	Double Symmetrical

814mm x 286mm



C Halfplanes

180.0 ——— 0.0  
270.0 ——— 90.0



**Luminaire**

Code 90715L812

Name ROFY 60 SQ D/I L0814W286 GCONTROL+ 830 LO

**Measurem.**

Code 9/8/2023

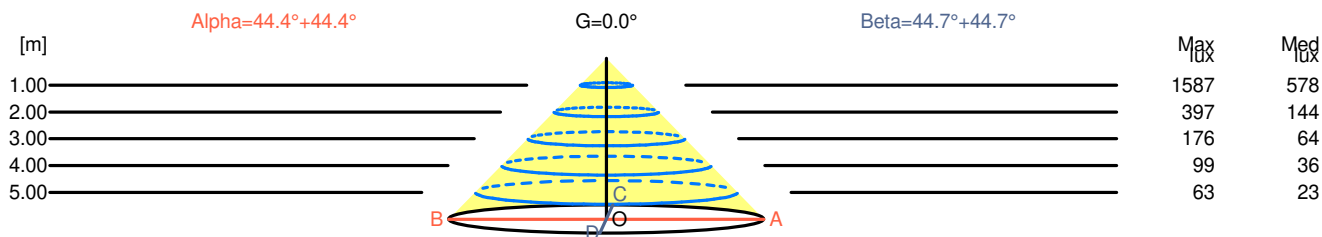
Name ROFY 60 SQ D/I L0814W286 GCONTROL+ 830 LO

Luminaire Flux	4131 lm	Luminaire Power	34.8 W	Efficacy	118.708 lm/W	Efficiency	70.98%
Source Flux	5820 lm	Maximum value	272.60 cd/klm	Position	C=0.00 G=0.00	CG	Double Symmetrical

Width at 50.00 % of Max Intensity

H[m]	1.00	2.00	3.00	4.00	5.00	H[m]	1.00	2.00	3.00	4.00	5.00
OA	0.98	1.96	2.94	3.92	4.90	OC	0.99	1.98	2.97	3.95	4.94
OB	0.98	1.96	2.94	3.92	4.90	OD	0.99	1.98	2.97	3.95	4.94

	0	5	15	25	35	45	55	65	75	85
OA	1586.53	1573.73	1474.21	1286.80	1031.30	775.22	425.44	228.14	101.85	35.50
OB	1586.53	1573.73	1474.21	1286.80	1031.30	775.22	425.44	228.14	101.85	35.50
OC	1586.53	1573.73	1478.28	1299.02	1045.85	783.37	440.57	212.43	104.76	29.68
OD	1586.53	1573.73	1478.28	1299.02	1045.85	783.37	440.57	212.43	104.76	29.68



H[m]	D[m]	Max lux	Med lux	Alpha=44.4°+44.4°	G=0.0	
1.00	1.96	1587	578			
2.00	3.92	397	144			
3.00	5.88	176	64			
4.00	7.83	99	36			
5.00	9.79	63	23			

H[m]	D[m]	Max lux	Med lux	Beta=44.7°+44.7°	G=0.0	
1.00	1.98	1587	578			
2.00	3.95	397	144			
3.00	5.93	176	64			
4.00	7.91	99	36			
5.00	9.89	63	23			

**Luminaire**

Code 90715L812  
Name ROFY 60 SQ D/I L0814W286 GCONTROL+ 830 LO

**Measurem.**

Code 9/8/2023  
Name ROFY 60 SQ D/I L0814W286 GCONTROL+ 830 LO

Luminaire Flux	4131 lm	Luminaire Power	34.8 W	Efficacy	118.708 lm/W	Efficiency	70.98%
Source Flux	5820 lm	Maximum value	272.60 cd/klm	Position	C=0.00 G=0.00	CG	Double Symmetrical

**UGR**  
S = 0.250

Reflectancies										
Ceiling/Cavity	0.7	0.7	0.5	0.5	0.3	0.7	0.7	0.5	0.5	0.3
Walls	0.5	0.3	0.5	0.3	0.3	0.5	0.3	0.5	0.3	0.3
Working Plane	0.2	0.2	0.2	0.2	0.2	0.2	0.2	0.2	0.2	0.2
Room Dimensions	Lateral View					Viewed Endwise				
x=2H y=2H	13.7	14.6	14.3	15.2	15.9	14.3	15.2	14.9	15.8	16.4
x=2H y=3H	14.2	15.0	14.8	15.6	16.4	14.8	15.6	15.4	16.2	16.9
x=2H y=4H	14.4	15.1	15.0	15.8	16.5	15.0	15.8	15.7	16.4	17.1
x=2H y=6H	14.4	15.1	15.1	15.8	16.6	15.1	15.8	15.8	16.5	17.3
x=2H y=8H	14.5	15.1	15.1	15.8	16.6	15.2	15.8	15.8	16.5	17.3
x=2H y=12H	14.4	15.1	15.2	15.8	16.5	15.2	15.8	15.9	16.5	17.3
x=4H y=2H	13.8	14.5	14.4	15.2	15.9	14.3	15.0	14.9	15.7	16.4
x=4H y=3H	14.4	15.0	15.1	15.7	16.5	14.9	15.6	15.6	16.2	17.0
x=4H y=4H	14.6	15.2	15.3	15.9	16.7	15.2	15.8	15.9	16.5	17.3
x=4H y=6H	14.8	15.3	15.5	16.0	16.8	15.5	15.9	16.2	16.7	17.5
x=4H y=8H	14.8	15.3	15.6	16.0	16.9	15.5	16.0	16.3	16.7	17.6
x=4H y=12H	14.9	15.3	15.6	16.0	16.9	15.6	16.0	16.3	16.7	17.6
x=8H y=4H	14.6	15.1	15.4	15.8	16.7	15.2	15.6	15.9	16.4	17.2
x=8H y=6H	14.9	15.2	15.7	16.0	16.9	15.5	15.9	16.3	16.6	17.5
x=8H y=8H	15.0	15.3	15.8	16.1	17.0	15.7	16.0	16.5	16.8	17.7
x=8H y=12H	15.1	15.3	15.9	16.1	17.1	15.8	16.0	16.6	16.8	17.8
x=12H y=4H	14.6	15.0	15.4	15.7	16.6	15.2	15.6	15.9	16.3	17.2
x=12H y=6H	14.9	15.2	15.7	16.0	16.9	15.5	15.8	16.3	16.6	17.5
x=12H y=8H	15.0	15.3	15.8	16.1	17.0	15.7	15.9	16.5	16.7	17.7

**Luminaire**

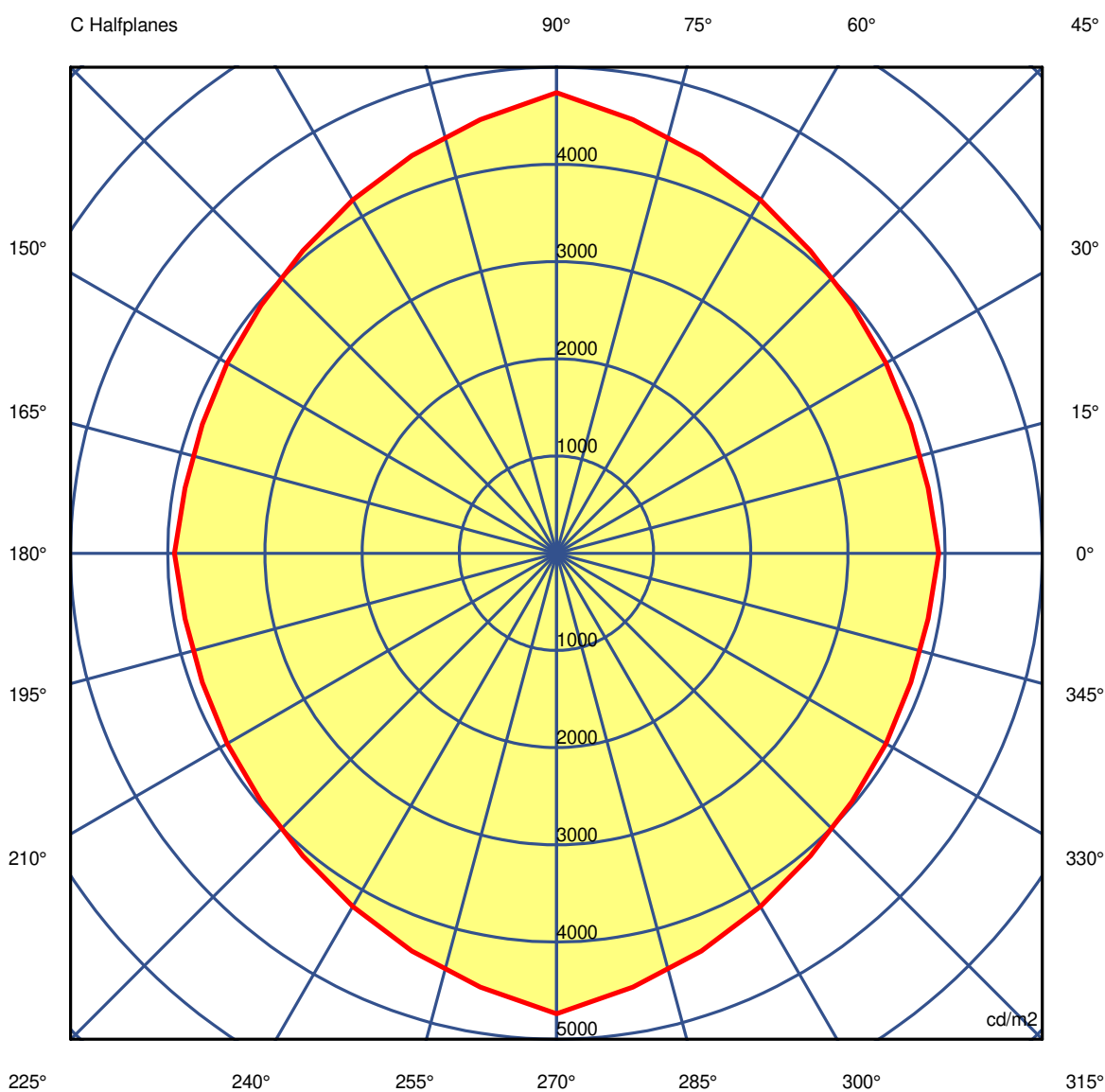
Code 90715L812  
Name ROFY 60 SQ D/I L0814W286 GCONTROL+ 830 LO

**Measurem.**

Code 9/8/2023  
Name ROFY 60 SQ D/I L0814W286 GCONTROL+ 830 LO

Luminaire Flux	4131 lm	Luminaire Power	34.8 W	Efficacy	118.708 lm/W	Efficiency	70.98%
Source Flux	5820 lm	Maximum value	272.60 cd/klm	Position	C=0.00 G=0.00	CG Double Symmetrical	

Luminance



**Luminaire**

Code 90715L812

Name ROFY 60 SQ D/I L0814W286 GCONTROL+ 830 LO

**Measurement**

Code 9/8/2023

Name ROFY 60 SQ D/I L0814W286 GCONTROL+ 830 LO

Luminaire Flux	4131 lm	Luminaire Power	34.8 W	Efficacy	118.708 lm/W	Efficiency	70.98%						
Source Flux	5820 lm	Maximum value	272.60 cd/klm	Position	C=0.00 G=0.00	CG	Double Symmetrical						
Luminance cd/m2													
Table 1/3													
	C 0.00	C 10.00	C 20.00	C 30.00	C 40.00	C 50.00	C 60.00	C 70.00	C 80.00	C 90.00	C 100.00	C 110.00	C 120.00
G 0.0	7512	7512	7512	7512	7512	7512	7512	7512	7512	7512	7512	7512	7512
G 5.0	7276	7265	7264	7270	7276	7292	7318	7347	7378	7410	7378	7347	7318
G 10.0	6980	6965	6964	6973	6989	7023	7072	7126	7187	7256	7187	7126	7072
G 15.0	6656	6627	6621	6634	6659	6706	6779	6861	6949	7044	6949	6861	6779
G 20.0	6294	6253	6236	6243	6273	6335	6430	6540	6662	6794	6662	6540	6430
G 25.0	5851	5814	5805	5823	5864	5934	6039	6166	6309	6464	6309	6166	6039
G 30.0	5373	5304	5305	5363	5430	5513	5618	5740	5888	6065	5888	5740	5618
G 35.0	4871	4837	4847	4893	4956	5047	5163	5282	5435	5624	5435	5282	5163
G 40.0	4391	4360	4363	4400	4468	4563	4681	4818	4985	5185	4985	4818	4681
G 45.0	3934	3884	3880	3914	3968	4062	4197	4353	4531	4738	4531	4353	4197
G 50.0	3114	3137	3174	3169	3091	3194	3470	3633	3750	3905	3750	3633	3470
G 55.0	2411	2608	2518	2187	1954	1969	2302	2889	3226	3155	3226	2889	2302
G 60.0	1919	1890	1736	1451	1531	1606	1676	2101	2464	2552	2464	2101	1676
G 65.0	1517	1470	1327	1115	1246	1323	1303	1584	1859	1936	1859	1584	1303
G 70.0	991	1093	1113	1035	936	979	1165	1324	1426	1500	1426	1324	1165
G 75.0	850	870	825	763	808	856	904	1053	1223	1369	1223	1053	904
G 80.0	615	647	670	685	708	748	809	881	955	1037	955	881	809
G 85.0	415	455	478	477	464	492	570	647	698	725	698	647	570
G 90.0	310	287	271	259	250	244	240	236	243	283	243	236	240

**Luminaire**

Code 90715L812

Name ROFY 60 SQ D/I L0814W286 GCONTROL+ 830 LO

**Measurement**

Code 9/8/2023

Name ROFY 60 SQ D/I L0814W286 GCONTROL+ 830 LO

Luminaire Flux	4131 lm		Luminaire Power		34.8 W		Efficacy		118.708 lm/W		Efficiency		70.98%	
Source Flux	5820 lm		Maximum value		272.60 cd/klm		Position		C=0.00 G=0.00		CG		Double Symmetrical	
Luminance cd/m2														
Table 2/3														
	C 130.00	C 140.00	C 150.00	C 160.00	C 170.00	C 180.00	C 190.00	C 200.00	C 210.00	C 220.00	C 230.00	C 240.00	C 250.00	
G 0.0	7512	7512	7512	7512	7512	7512	7512	7512	7512	7512	7512	7512	7512	
G 5.0	7292	7276	7270	7264	7265	7276	7265	7264	7270	7276	7292	7318	7347	
G 10.0	7023	6989	6973	6964	6965	6980	6965	6964	6973	6989	7023	7072	7126	
G 15.0	6706	6659	6634	6621	6627	6656	6627	6621	6634	6659	6706	6779	6861	
G 20.0	6335	6273	6243	6236	6253	6294	6253	6236	6243	6273	6335	6430	6540	
G 25.0	5934	5864	5823	5805	5814	5851	5814	5805	5823	5864	5934	6039	6166	
G 30.0	5513	5430	5363	5305	5304	5373	5304	5305	5363	5430	5513	5618	5740	
G 35.0	5047	4956	4893	4847	4837	4871	4837	4847	4893	4956	5047	5163	5282	
G 40.0	4563	4468	4400	4363	4360	4391	4360	4363	4400	4468	4563	4681	4818	
G 45.0	4062	3968	3914	3880	3884	3934	3884	3880	3914	3968	4062	4197	4353	
G 50.0	3194	3091	3169	3174	3137	3114	3137	3174	3169	3091	3194	3470	3633	
G 55.0	1969	1954	2187	2518	2608	2411	2608	2518	2187	1954	1969	2302	2889	
G 60.0	1606	1531	1451	1736	1890	1919	1890	1736	1451	1531	1606	1676	2101	
G 65.0	1323	1246	1115	1327	1470	1517	1470	1327	1115	1246	1323	1303	1584	
G 70.0	979	936	1035	1113	1093	991	1093	1113	1035	936	979	1165	1324	
G 75.0	856	808	763	825	870	850	870	825	763	808	856	904	1053	
G 80.0	748	708	685	670	647	615	647	670	685	708	748	809	881	
G 85.0	492	464	477	478	455	415	455	478	477	464	492	570	647	
G 90.0	244	250	259	271	287	310	287	271	259	250	244	240	236	

**Luminaire**

Code 90715L812

Name ROFY 60 SQ D/I L0814W286 GCONTROL+ 830 LO

**Measurem.**

Code 9/8/2023

Name ROFY 60 SQ D/I L0814W286 GCONTROL+ 830 LO

Luminaire Flux	4131 lm	Luminaire Power	34.8 W	Efficacy	118.708 lm/W	Efficiency	70.98%
----------------	---------	-----------------	--------	----------	--------------	------------	--------

Source Flux	5820 lm	Maximum value	272.60 cd/klm	Position	C=0.00 G=0.00	CG	Double Symmetrical
-------------	---------	---------------	---------------	----------	---------------	----	--------------------

**Luminance cd/m2 Table 3/3**

	C 260.00	C 270.00	C 280.00	C 290.00	C 300.00	C 310.00	C 320.00	C 330.00	C 340.00	C 350.00
G 0.0	7512	7512	7512	7512	7512	7512	7512	7512	7512	7512
G 5.0	7378	7410	7378	7347	7318	7292	7276	7270	7264	7265
G 10.0	7187	7256	7187	7126	7072	7023	6989	6973	6964	6965
G 15.0	6949	7044	6949	6861	6779	6706	6659	6634	6621	6627
G 20.0	6662	6794	6662	6540	6430	6335	6273	6243	6236	6253
G 25.0	6309	6464	6309	6166	6039	5934	5864	5823	5805	5814
G 30.0	5888	6065	5888	5740	5618	5513	5430	5363	5305	5304
G 35.0	5435	5624	5435	5282	5163	5047	4956	4893	4847	4837
G 40.0	4985	5185	4985	4818	4681	4563	4468	4400	4363	4360
G 45.0	4531	4738	4531	4353	4197	4062	3968	3914	3880	3884
G 50.0	3750	3905	3750	3633	3470	3194	3091	3169	3174	3137
G 55.0	3226	3155	3226	2889	2302	1969	1954	2187	2518	2608
G 60.0	2464	2552	2464	2101	1676	1606	1531	1451	1736	1890
G 65.0	1859	1936	1859	1584	1303	1323	1246	1115	1327	1470
G 70.0	1426	1500	1426	1324	1165	979	936	1035	1113	1093
G 75.0	1223	1369	1223	1053	904	856	808	763	825	870
G 80.0	955	1037	955	881	809	748	708	685	670	647
G 85.0	698	725	698	647	570	492	464	477	478	455
G 90.0	243	283	243	236	240	244	250	259	271	287