

**Luminaire**

Code 90715L812

Name ROFY 60 SQ D/I L0814W286 GCONTROL+ K3 840 LO

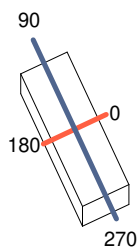
**Measurem.**

Code 9/8/2023

Name ROFY 60 SQ D/I L0814W286 GCONTROL+ K3 840 LO

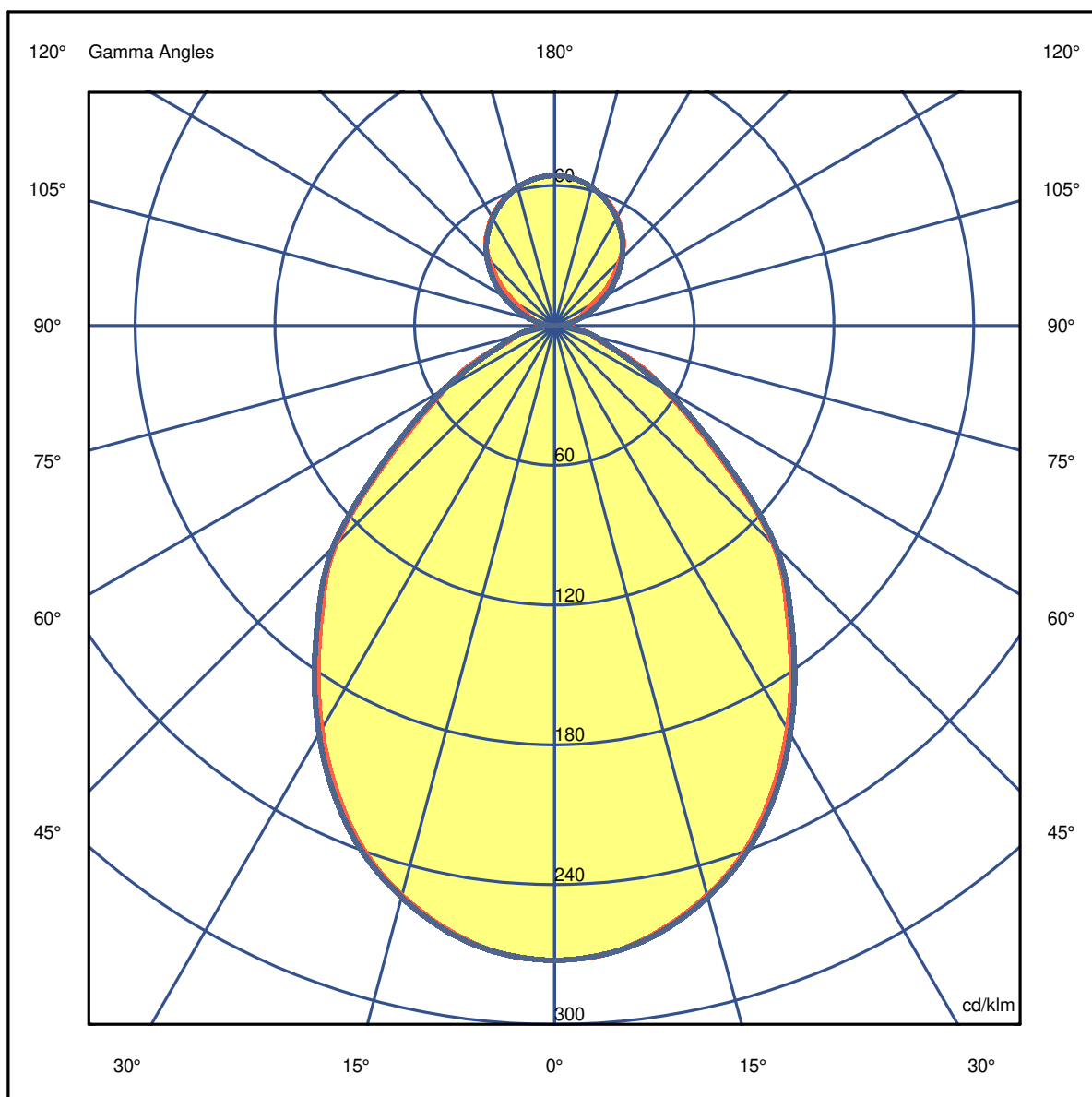
Luminaire Flux	4323 lm	Luminaire Power	34.8 W	Efficacy	124.236 lm/W	Efficiency	70.98%
Source Flux	6091 lm	Maximum value	272.60 cd/klm	Position	C=0.00 G=0.00	CG	Double Symmetrical

814mm x 286mm



C Halfplanes

180.0 — 0.0  
270.0 — 90.0



**Luminaire**

Code 90715L812

Name ROFY 60 SQ D/I L0814W286 GCONTROL+ K3 840 LO

**Measurem.**

Code 9/8/2023

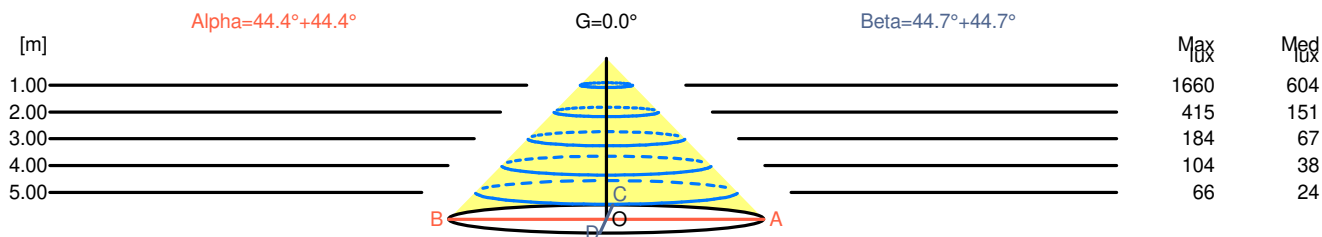
Name ROFY 60 SQ D/I L0814W286 GCONTROL+ K3 840 LO

Luminaire Flux	4323 lm	Luminaire Power	34.8 W	Efficacy	124.236 lm/W	Efficiency	70.98%
Source Flux	6091 lm	Maximum value	272.60 cd/klm	Position	C=0.00 G=0.00	CG	Double Symmetrical

Width at 50.00 % of Max Intensity

H[m]	1.00	2.00	3.00	4.00	5.00	H[m]	1.00	2.00	3.00	4.00	5.00
OA	0.98	1.96	2.94	3.92	4.90	OC	0.99	1.98	2.97	3.95	4.94
OB	0.98	1.96	2.94	3.92	4.90	OD	0.99	1.98	2.97	3.95	4.94

	0	5	15	25	35	45	55	65	75	85
OA	1660.41	1647.01	1542.85	1346.72	1079.33	811.32	445.25	238.77	106.59	37.16
OB	1660.41	1647.01	1542.85	1346.72	1079.33	811.32	445.25	238.77	106.59	37.16
OC	1660.41	1647.01	1547.11	1359.51	1094.55	819.85	461.09	222.32	109.64	31.06
OD	1660.41	1647.01	1547.11	1359.51	1094.55	819.85	461.09	222.32	109.64	31.06



H[m]	D[m]	Max lux	Med lux	Alpha=44.4°+44.4°	G=0.0
1.00	1.96	1660	604		
2.00	3.92	415	151		
3.00	5.88	184	67		
4.00	7.83	104	38		
5.00	9.79	66	24		

H[m]	D[m]	Max lux	Med lux	Beta=44.7°+44.7°	G=0.0
1.00	1.98	1660	604		
2.00	3.95	415	151		
3.00	5.93	184	67		
4.00	7.91	104	38		
5.00	9.89	66	24		

**Luminaire**

Code 90715L812

Name ROFY 60 SQ D/I L0814W286 GCONTROL+ K3 840 LO

**Measurement**

Code 9/8/2023

Name ROFY 60 SQ D/I L0814W286 GCONTROL+ K3 840 LO

Luminaire Flux	4323 lm	Luminaire Power	34.8 W	Efficacy	124.236 lm/W	Efficiency	70.98%
Source Flux	6091 lm	Maximum value	272.60 cd/klm	Position	C=0.00 G=0.00	CG	Double Symmetrical

**UGR**  
S = 0.250

Reflectancies										
Ceiling/Cavity	0.7	0.7	0.5	0.5	0.3	0.7	0.7	0.5	0.5	0.3
Walls	0.5	0.3	0.5	0.3	0.3	0.5	0.3	0.5	0.3	0.3
Working Plane	0.2	0.2	0.2	0.2	0.2	0.2	0.2	0.2	0.2	0.2
Room Dimensions	Lateral View					Viewed Endwise				
x=2H y=2H	13.9	14.8	14.5	15.4	16.0	14.4	15.4	15.0	15.9	16.6
x=2H y=3H	14.4	15.2	15.0	15.8	16.5	15.0	15.8	15.6	16.4	17.1
x=2H y=4H	14.5	15.3	15.2	15.9	16.6	15.2	15.9	15.8	16.6	17.3
x=2H y=6H	14.6	15.3	15.3	15.9	16.7	15.3	16.0	16.0	16.6	17.4
x=2H y=8H	14.6	15.3	15.3	15.9	16.7	15.3	16.0	16.0	16.7	17.4
x=2H y=12H	14.6	15.2	15.3	15.9	16.7	15.3	16.0	16.0	16.6	17.4
x=4H y=2H	13.9	14.7	14.6	15.3	16.0	14.4	15.2	15.1	15.8	16.6
x=4H y=3H	14.5	15.2	15.2	15.8	16.6	15.1	15.7	15.8	16.4	17.2
x=4H y=4H	14.8	15.3	15.5	16.0	16.8	15.4	15.9	16.1	16.6	17.4
x=4H y=6H	14.9	15.4	15.7	16.2	17.0	15.6	16.1	16.4	16.8	17.7
x=4H y=8H	15.0	15.4	15.7	16.2	17.0	15.7	16.1	16.4	16.9	17.7
x=4H y=12H	15.0	15.4	15.8	16.2	17.1	15.7	16.1	16.5	16.9	17.8
x=8H y=4H	14.8	15.2	15.5	16.0	16.8	15.3	15.8	16.1	16.5	17.4
x=8H y=6H	15.0	15.4	15.8	16.2	17.1	15.7	16.0	16.5	16.8	17.7
x=8H y=8H	15.2	15.5	16.0	16.3	17.2	15.8	16.1	16.6	16.9	17.8
x=8H y=12H	15.2	15.5	16.0	16.3	17.2	15.9	16.2	16.7	17.0	17.9
x=12H y=4H	14.8	15.1	15.5	15.9	16.8	15.3	15.7	16.1	16.5	17.3
x=12H y=6H	15.1	15.4	15.9	16.1	17.1	15.7	16.0	16.5	16.8	17.7
x=12H y=8H	15.2	15.4	16.0	16.2	17.2	15.8	16.1	16.6	16.9	17.8

**Luminaire**

Code 90715L812

Name ROFY 60 SQ D/I L0814W286 GCONTROL+ K3 840 LO

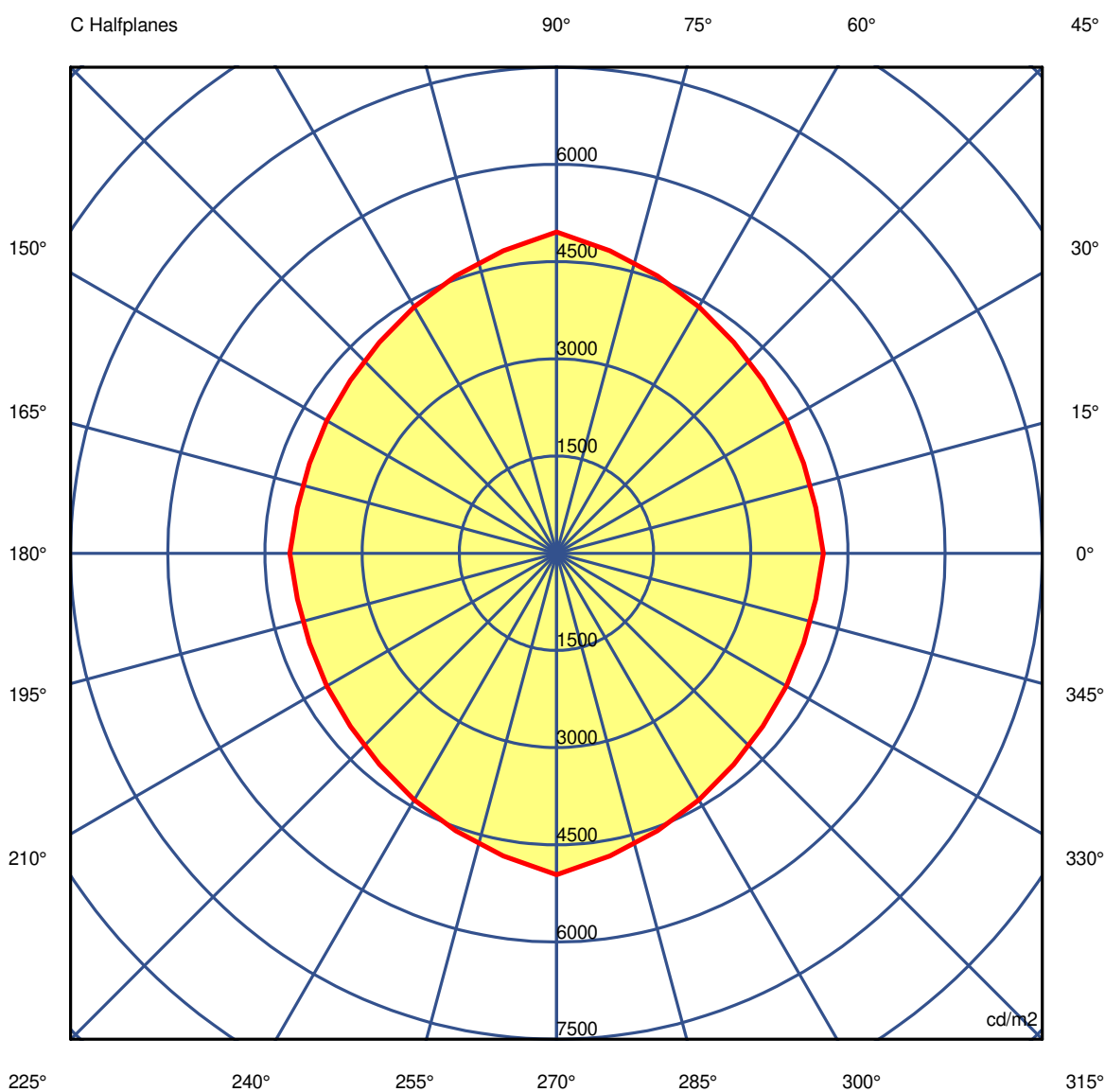
**Measurem.**

Code 9/8/2023

Name ROFY 60 SQ D/I L0814W286 GCONTROL+ K3 840 LO

Luminaire Flux	4323 lm	Luminaire Power	34.8 W	Efficacy	124.236 lm/W	Efficiency	70.98%
Source Flux	6091 lm	Maximum value	272.60 cd/klm	Position	C=0.00 G=0.00	CG Double Symmetrical	

Luminance



**Luminaire**

Code 90715L812

Name ROFY 60 SQ D/I L0814W286 GCONTROL+ K3 840 LO

**Measurem.**

Code 9/8/2023

Name ROFY 60 SQ D/I L0814W286 GCONTROL+ K3 840 LO

Luminaire Flux	4323 lm	Luminaire Power	34.8 W	Efficacy	124.236 lm/W	Efficiency	70.98%						
Source Flux	6091 lm	Maximum value	272.60 cd/klm	Position	C=0.00 G=0.00	CG	Double Symmetrical						
Luminance cd/m2													
Table 1/3													
	C 0.00	C 10.00	C 20.00	C 30.00	C 40.00	C 50.00	C 60.00	C 70.00	C 80.00	C 90.00	C 100.00	C 110.00	C 120.00
G 0.0	7862	7862	7862	7862	7862	7862	7862	7862	7862	7862	7862	7862	7862
G 5.0	7615	7603	7602	7608	7615	7631	7659	7690	7722	7755	7722	7690	7659
G 10.0	7305	7290	7288	7297	7315	7350	7402	7458	7521	7594	7521	7458	7402
G 15.0	6966	6936	6929	6942	6969	7018	7095	7181	7273	7372	7273	7181	7095
G 20.0	6587	6544	6527	6534	6565	6630	6729	6845	6972	7110	6972	6845	6729
G 25.0	6123	6085	6075	6094	6137	6210	6320	6454	6602	6765	6602	6454	6320
G 30.0	5623	5551	5552	5613	5683	5770	5880	6007	6162	6348	6162	6007	5880
G 35.0	5098	5062	5072	5121	5186	5282	5403	5528	5688	5885	5688	5528	5403
G 40.0	4596	4563	4566	4604	4676	4776	4899	5043	5217	5427	5217	5043	4899
G 45.0	4117	4065	4060	4096	4153	4251	4393	4556	4742	4959	4742	4556	4393
G 50.0	3259	3283	3322	3316	3234	3343	3632	3802	3924	4086	3924	3802	3632
G 55.0	2524	2729	2635	2289	2045	2060	2409	3023	3377	3301	3377	3023	2409
G 60.0	2009	1978	1817	1519	1602	1680	1754	2198	2578	2671	2578	2198	1754
G 65.0	1587	1539	1389	1166	1304	1385	1364	1658	1945	2026	1945	1658	1364
G 70.0	1037	1144	1165	1083	979	1024	1220	1385	1492	1570	1492	1385	1220
G 75.0	889	911	864	799	845	895	947	1102	1280	1433	1280	1102	947
G 80.0	644	677	701	717	741	783	847	923	999	1085	999	923	847
G 85.0	434	476	501	499	485	515	596	677	731	759	731	677	596
G 90.0	325	301	284	271	261	256	251	247	255	296	255	247	251

**Luminaire**

Code 90715L812

Name ROFY 60 SQ D/I L0814W286 GCONTROL+ K3 840 LO

**Measurement**

Code 9/8/2023

Name ROFY 60 SQ D/I L0814W286 GCONTROL+ K3 840 LO

Luminaire Flux	4323 lm		Luminaire Power		34.8 W		Efficacy		124.236 lm/W		Efficiency		70.98%	
Source Flux	6091 lm		Maximum value		272.60 cd/klm		Position		C=0.00 G=0.00		CG		Double Symmetrical	
Luminance cd/m2														
Table 2/3														
	C 130.00	C 140.00	C 150.00	C 160.00	C 170.00	C 180.00	C 190.00	C 200.00	C 210.00	C 220.00	C 230.00	C 240.00	C 250.00	
G 0.0	7862	7862	7862	7862	7862	7862	7862	7862	7862	7862	7862	7862	7862	
G 5.0	7631	7615	7608	7602	7603	7615	7603	7602	7608	7615	7631	7659	7690	
G 10.0	7350	7315	7297	7288	7290	7305	7290	7288	7297	7315	7350	7402	7458	
G 15.0	7018	6969	6942	6929	6936	6966	6936	6929	6942	6969	7018	7095	7181	
G 20.0	6630	6565	6534	6527	6544	6587	6544	6527	6534	6565	6630	6729	6845	
G 25.0	6210	6137	6094	6075	6085	6123	6085	6075	6094	6137	6210	6320	6454	
G 30.0	5770	5683	5613	5552	5551	5623	5551	5552	5613	5683	5770	5880	6007	
G 35.0	5282	5186	5121	5072	5062	5098	5062	5072	5121	5186	5282	5403	5528	
G 40.0	4776	4676	4604	4566	4563	4596	4563	4566	4604	4676	4776	4899	5043	
G 45.0	4251	4153	4096	4060	4065	4117	4065	4060	4096	4153	4251	4393	4556	
G 50.0	3343	3234	3316	3322	3283	3259	3283	3322	3316	3234	3343	3632	3802	
G 55.0	2060	2045	2289	2635	2729	2524	2729	2635	2289	2045	2060	2409	3023	
G 60.0	1680	1602	1519	1817	1978	2009	1978	1817	1519	1602	1680	1754	2198	
G 65.0	1385	1304	1166	1389	1539	1587	1539	1389	1166	1304	1385	1364	1658	
G 70.0	1024	979	1083	1165	1144	1037	1144	1165	1083	979	1024	1220	1385	
G 75.0	895	845	799	864	911	889	911	864	799	845	895	947	1102	
G 80.0	783	741	717	701	677	644	677	701	717	741	783	847	923	
G 85.0	515	485	499	501	476	434	476	501	499	485	515	596	677	
G 90.0	256	261	271	284	301	325	301	284	271	261	256	251	247	

**Luminaire**

Code 90715L812

Name ROFY 60 SQ D/I L0814W286 GCONTROL+ K3 840 LO

**Measurem.**

Code 9/8/2023

Name ROFY 60 SQ D/I L0814W286 GCONTROL+ K3 840 LO

Luminaire Flux	4323 lm	Luminaire Power	34.8 W	Efficacy	124.236 lm/W	Efficiency	70.98%
Source Flux	6091 lm	Maximum value	272.60 cd/klm	Position	C=0.00 G=0.00	CG	Double Symmetrical

**Luminance cd/m2 Table 3/3**

	C 260.00	C 270.00	C 280.00	C 290.00	C 300.00	C 310.00	C 320.00	C 330.00	C 340.00	C 350.00
G 0.0	7862	7862	7862	7862	7862	7862	7862	7862	7862	7862
G 5.0	7722	7755	7722	7690	7659	7631	7615	7608	7602	7603
G 10.0	7521	7594	7521	7458	7402	7350	7315	7297	7288	7290
G 15.0	7273	7372	7273	7181	7095	7018	6969	6942	6929	6936
G 20.0	6972	7110	6972	6845	6729	6630	6565	6534	6527	6544
G 25.0	6602	6765	6602	6454	6320	6210	6137	6094	6075	6085
G 30.0	6162	6348	6162	6007	5880	5770	5683	5613	5552	5551
G 35.0	5688	5885	5688	5528	5403	5282	5186	5121	5072	5062
G 40.0	5217	5427	5217	5043	4899	4776	4676	4604	4566	4563
G 45.0	4742	4959	4742	4556	4393	4251	4153	4096	4060	4065
G 50.0	3924	4086	3924	3802	3632	3343	3234	3316	3322	3283
G 55.0	3377	3301	3377	3023	2409	2060	2045	2289	2635	2729
G 60.0	2578	2671	2578	2198	1754	1680	1602	1519	1817	1978
G 65.0	1945	2026	1945	1658	1364	1385	1304	1166	1389	1539
G 70.0	1492	1570	1492	1385	1220	1024	979	1083	1165	1144
G 75.0	1280	1433	1280	1102	947	895	845	799	864	911
G 80.0	999	1085	999	923	847	783	741	717	701	677
G 85.0	731	759	731	677	596	515	485	499	501	476
G 90.0	255	296	255	247	251	256	261	271	284	301