

Luminaire

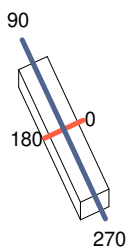
Code 90716L132
Name ROFY 60 SQ D/I L1342W286 LIGHT+ K3 840 HO

Measurem.

Code 8/8/2023
Name ROFY 60 SQ D/I L1342W286 LIGHT+ K3 840 HO

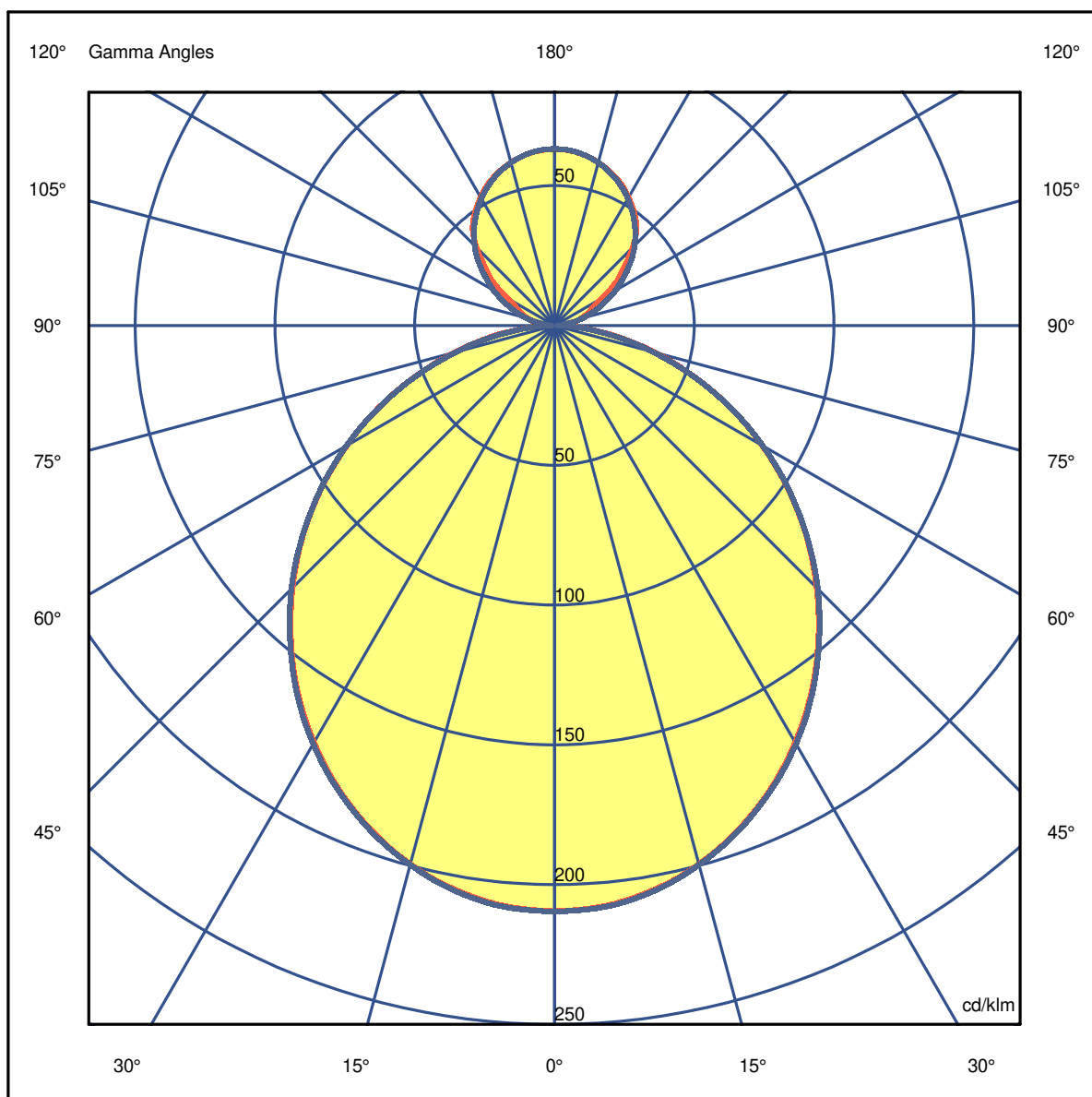
Luminaire Flux	10381 lm	Luminaire Power	75.1 W	Efficacy	138.282 lm/W	Efficiency	74.36%
Source Flux	13960 lm	Maximum value	209.50 cd/klm	Position	C=0.00 G=0.00	CG	Double Symmetrical

1342mm x 286mm



C Halfplanes

180.0 ————— 0.0
270.0 ————— 90.0



Luminaire

Code 90716L132
Name ROFY 60 SQ D/I L1342W286 LIGHT+ K3 840 HO

Measurem.

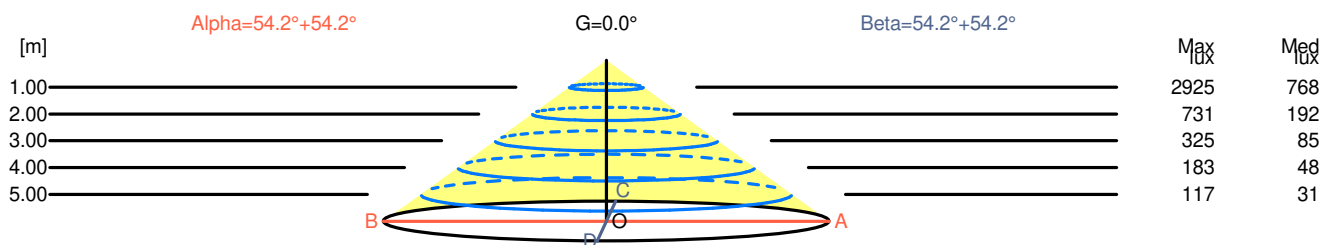
Code 8/8/2023
Name ROFY 60 SQ D/I L1342W286 LIGHT+ K3 840 HO

Luminaire Flux	10381 lm	Luminaire Power	75.1 W	Efficacy	138.282 lm/W	Efficiency	74.36%
Source Flux	13960 lm	Maximum value	209.50 cd/klm	Position	C=0.00 G=0.00	CG	Double Symmetrical

Width at 50.00 % of Max Intensity

H[m]	1.00	2.00	3.00	4.00	5.00	H[m]	1.00	2.00	3.00	4.00	5.00
OA	1.38	2.77	4.15	5.54	6.92	OC	1.39	2.78	4.16	5.55	6.94
OB	1.38	2.77	4.15	5.54	6.92	OD	1.39	2.78	4.16	5.55	6.94

	0	5	15	25	35	45	55	65	75	85
OA	2924.62	2907.87	2785.02	2553.28	2236.39	1851.10	1425.32	970.22	516.52	141.00
OB	2924.62	2907.87	2785.02	2553.28	2236.39	1851.10	1425.32	970.22	516.52	141.00
OC	2924.62	2913.45	2787.81	2558.87	2243.37	1859.47	1428.11	968.82	506.75	125.64
OD	2924.62	2913.45	2787.81	2558.87	2243.37	1859.47	1428.11	968.82	506.75	125.64



H[m]	D[m]	Max lux	Med lux	Alpha=54.2°+54.2°	G=0.0
1.00	2.77	2925	768		
2.00	5.54	731	192		
3.00	8.31	325	85		
4.00	11.08	183	48		
5.00	13.85	117	31		

H[m]	D[m]	Max lux	Med lux	Beta=54.2°+54.2°	G=0.0
1.00	2.78	2925	768		
2.00	5.55	731	192		
3.00	8.33	325	85		
4.00	11.10	183	48		
5.00	13.88	117	31		

Luminaire

Code 90716L132
Name ROFY 60 SQ D/I L1342W286 LIGHT+ K3 840 HO

Measurem.

Code 8/8/2023
Name ROFY 60 SQ D/I L1342W286 LIGHT+ K3 840 HO

Luminaire Flux	10381 lm	Luminaire Power	75.1 W	Efficacy	138.282 lm/W	Efficiency	74.36%
Source Flux	13960 lm	Maximum value	209.50 cd/klm	Position	C=0.00 G=0.00	CG	Double Symmetrical

UGR
S = 0.250

Reflectancies										
Ceiling/Cavity	0.7	0.7	0.5	0.5	0.3	0.7	0.7	0.5	0.5	0.3
Walls	0.5	0.3	0.5	0.3	0.3	0.5	0.3	0.5	0.3	0.3
Working Plane	0.2	0.2	0.2	0.2	0.2	0.2	0.2	0.2	0.2	0.2
Room Dimensions	Lateral View					Viewed Endwise				
x=2H y=2H	16.7	17.7	17.3	18.3	19.0	17.3	18.3	17.9	18.9	19.6
x=2H y=3H	17.9	18.8	18.5	19.4	20.2	18.7	19.6	19.3	20.2	20.9
x=2H y=4H	18.3	19.2	18.9	19.8	20.5	19.2	20.1	19.8	20.7	21.4
x=2H y=6H	18.5	19.3	19.2	20.0	20.7	19.5	20.3	20.2	21.0	21.7
x=2H y=8H	18.6	19.4	19.3	20.0	20.8	19.6	20.4	20.3	21.0	21.8
x=2H y=12H	18.6	19.3	19.3	20.0	20.8	19.6	20.4	20.3	21.0	21.8
x=4H y=2H	17.2	18.1	17.9	18.7	19.5	17.7	18.6	18.4	19.2	20.0
x=4H y=3H	18.6	19.3	19.2	20.0	20.8	19.2	20.0	19.9	20.6	21.4
x=4H y=4H	19.1	19.7	19.8	20.4	21.2	19.9	20.5	20.6	21.2	22.0
x=4H y=6H	19.4	20.0	20.1	20.7	21.5	20.3	20.8	21.0	21.6	22.4
x=4H y=8H	19.5	20.0	20.2	20.7	21.6	20.4	20.9	21.1	21.6	22.5
x=4H y=12H	19.5	20.0	20.3	20.7	21.6	20.5	20.9	21.2	21.7	22.6
x=8H y=4H	19.3	19.8	20.0	20.5	21.4	20.0	20.5	20.7	21.2	22.0
x=8H y=6H	19.7	20.1	20.4	20.9	21.7	20.5	20.9	21.2	21.6	22.5
x=8H y=8H	19.8	20.2	20.6	20.9	21.9	20.6	21.0	21.4	21.8	22.7
x=8H y=12H	19.9	20.2	20.7	21.0	21.9	20.7	21.0	21.5	21.8	22.8
x=12H y=4H	19.2	19.7	20.0	20.5	21.3	19.9	20.4	20.7	21.1	22.0
x=12H y=6H	19.7	20.0	20.5	20.8	21.7	20.4	20.8	21.2	21.6	22.5
x=12H y=8H	19.8	20.1	20.6	20.9	21.9	20.6	20.9	21.4	21.7	22.7

Luminaire

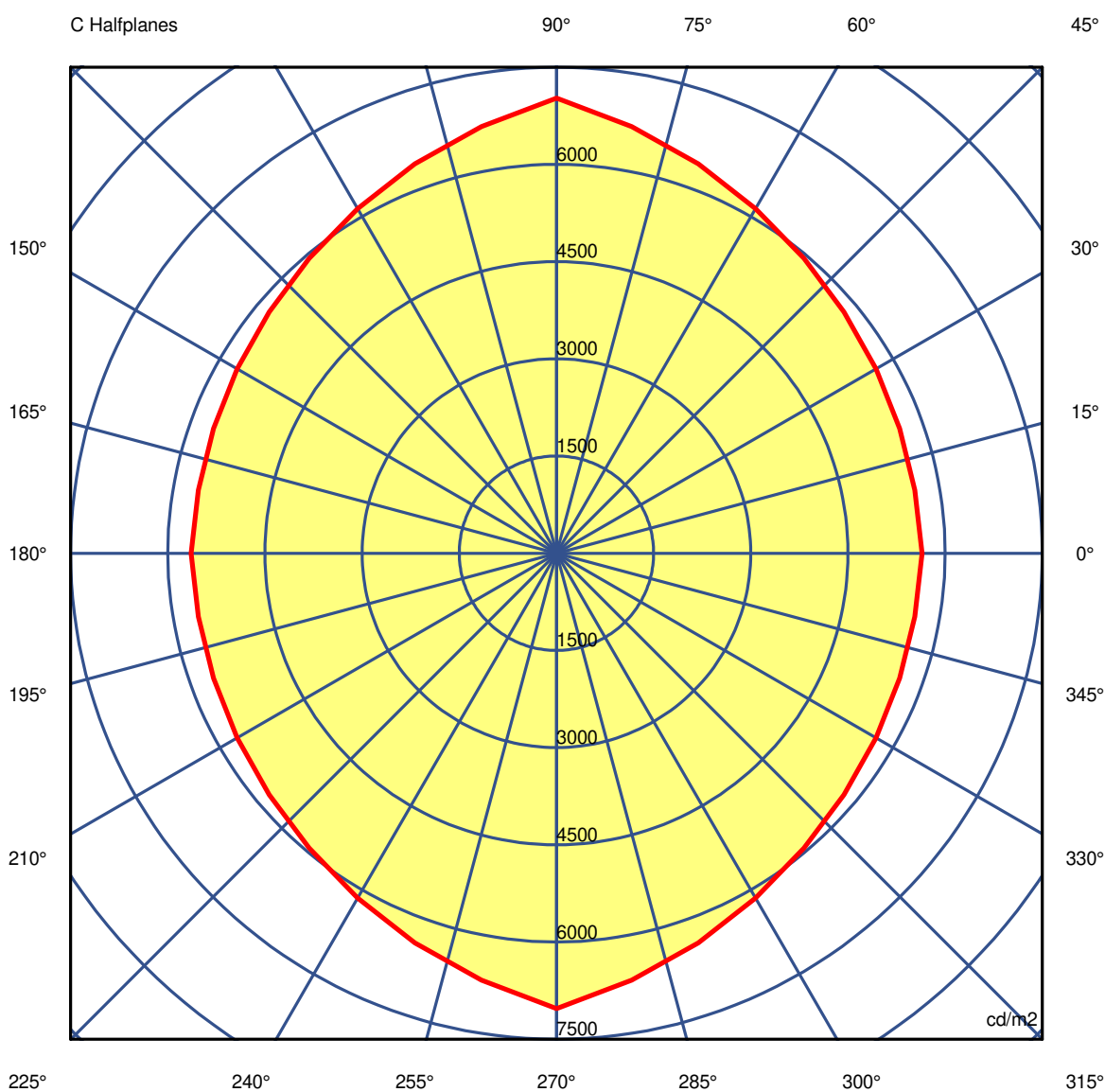
Code 90716L132
Name ROFY 60 SQ D/I L1342W286 LIGHT+ K3 840 HO

Measurem.

Code 8/8/2023
Name ROFY 60 SQ D/I L1342W286 LIGHT+ K3 840 HO

Luminaire Flux	10381 lm	Luminaire Power	75.1 W	Efficacy	138.282 lm/W	Efficiency	74.36%
Source Flux	13960 lm	Maximum value	209.50 cd/klm	Position	C=0.00 G=0.00	CG Double Symmetrical	

Luminance



45.0°

Luminaire

Code 90716L132
Name ROFY 60 SQ D/I L1342W286 LIGHT+ K3 840 HO

Measurem.

Code 8/8/2023
Name ROFY 60 SQ D/I L1342W286 LIGHT+ K3 840 HO

Luminaire Flux		10381 lm		Luminaire Power		75.1 W		Efficacy		138.282 lm/W		Efficiency		74.36%	
Source Flux		13960 lm		Maximum value		209.50 cd/klm		Position		C=0.00 G=0.00		CG		Double Symmetrical	
Luminance cd/m2														Table 1/3	
		C 0.00	C 10.00	C 20.00	C 30.00	C 40.00	C 50.00	C 60.00	C 70.00	C 80.00	C 90.00	C 100.00	C 110.00	C 120.00	
G 0.0	8317	8317	8317	8317	8317	8317	8317	8317	8317	8317	8317	8317	8317	8317	8317
G 5.0	8075	8080	8084	8086	8095	8117	8151	8189	8229	8270	8229	8189	8189	8151	8075
G 10.0	7819	7817	7824	7841	7868	7907	7957	8024	8101	8183	8101	8024	8024	7957	7819
G 15.0	7553	7549	7560	7580	7614	7674	7759	7855	7957	8068	7957	7855	7855	7759	7553
G 20.0	7266	7260	7271	7299	7354	7431	7529	7653	7791	7938	7791	7653	7653	7529	7266
G 25.0	6972	6960	6974	7010	7072	7169	7296	7438	7603	7795	7603	7438	7438	7296	6972
G 30.0	6664	6653	6667	6707	6779	6886	7028	7206	7411	7638	7411	7206	7206	7028	6664
G 35.0	6344	6325	6338	6383	6466	6594	6763	6954	7182	7452	7182	6954	6954	6763	6344
G 40.0	5999	5984	6000	6050	6141	6282	6469	6688	6944	7243	6944	6688	6688	6469	5999
G 45.0	5642	5617	5636	5696	5793	5940	6143	6395	6689	7026	6689	6395	6395	6143	5642
G 50.0	5264	5243	5260	5318	5425	5582	5794	6064	6389	6769	6389	6064	6064	5794	5264
G 55.0	4852	4822	4839	4903	5020	5187	5409	5697	6053	6485	6053	5697	5697	5409	4852
G 60.0	4385	4355	4376	4448	4559	4727	4967	5276	5663	6144	5663	5276	5276	4967	4385
G 65.0	3874	3843	3859	3921	4035	4212	4459	4775	5188	5729	5188	4775	4775	4459	3874
G 70.0	3263	3227	3248	3321	3433	3608	3857	4173	4597	5179	4597	4173	4173	3857	3263
G 75.0	2588	2561	2571	2622	2735	2899	3120	3440	3881	4490	3881	3440	3440	3120	2588
G 80.0	1845	1822	1827	1853	1918	2043	2243	2540	2978	3652	2978	2540	2540	2243	1845
G 85.0	989	974	971	975	1020	1095	1210	1413	1753	2363	1753	1413	1413	1210	989
G 90.0	460	432	428	437	438	444	461	476	530	741	530	476	476	461	460

Luminaire

Code 90716L132

Name ROFY 60 SQ D/I L1342W286 LIGHT+ K3 840 HO

Measurement

Code 8/8/2023

Name ROFY 60 SQ D/I L1342W286 LIGHT+ K3 840 HO

Luminaire Flux	10381 lm		Luminaire Power		75.1 W		Efficacy		138.282 lm/W		Efficiency		74.36%	
Source Flux	13960 lm		Maximum value		209.50 cd/klm		Position		C=0.00 G=0.00		CG		Double Symmetrical	
Luminance cd/m2														
Table 2/3														
	C 130.00	C 140.00	C 150.00	C 160.00	C 170.00	C 180.00	C 190.00	C 200.00	C 210.00	C 220.00	C 230.00	C 240.00	C 250.00	
G 0.0	8317	8317	8317	8317	8317	8317	8317	8317	8317	8317	8317	8317	8317	
G 5.0	8117	8095	8086	8084	8080	8075	8080	8084	8086	8095	8117	8151	8189	
G 10.0	7907	7868	7841	7824	7817	7819	7817	7824	7841	7868	7907	7957	8024	
G 15.0	7674	7614	7580	7560	7549	7553	7549	7560	7580	7614	7674	7759	7855	
G 20.0	7431	7354	7299	7271	7260	7266	7260	7271	7299	7354	7431	7529	7653	
G 25.0	7169	7072	7010	6974	6960	6972	6960	6974	7010	7072	7169	7296	7438	
G 30.0	6886	6779	6707	6667	6653	6664	6653	6667	6707	6779	6886	7028	7206	
G 35.0	6594	6466	6383	6338	6325	6344	6325	6338	6383	6466	6594	6763	6954	
G 40.0	6282	6141	6050	6000	5984	5999	5984	6000	6050	6141	6282	6469	6688	
G 45.0	5940	5793	5696	5636	5617	5642	5617	5636	5696	5793	5940	6143	6395	
G 50.0	5582	5425	5318	5260	5243	5264	5243	5260	5318	5425	5582	5794	6064	
G 55.0	5187	5020	4903	4839	4822	4852	4822	4839	4903	5020	5187	5409	5697	
G 60.0	4727	4559	4448	4376	4355	4385	4355	4376	4448	4559	4727	4967	5276	
G 65.0	4212	4035	3921	3859	3843	3874	3843	3859	3921	4035	4212	4459	4775	
G 70.0	3608	3433	3321	3248	3227	3263	3227	3248	3321	3433	3608	3857	4173	
G 75.0	2899	2735	2622	2571	2561	2588	2561	2571	2622	2735	2899	3120	3440	
G 80.0	2043	1918	1853	1827	1822	1845	1822	1827	1853	1918	2043	2243	2540	
G 85.0	1095	1020	975	971	974	989	974	971	975	1020	1095	1210	1413	
G 90.0	444	438	437	428	432	460	432	428	437	438	444	461	476	

Luminaire

Code 90716L132

Name ROFY 60 SQ D/I L1342W286 LIGHT+ K3 840 HO

Measurem.

Code 8/8/2023

Name ROFY 60 SQ D/I L1342W286 LIGHT+ K3 840 HO

Luminaire Flux	10381 lm	Luminaire Power	75.1 W	Efficacy	138.282 lm/W	Efficiency	74.36%
Source Flux	13960 lm	Maximum value	209.50 cd/klm	Position	C=0.00 G=0.00	CG	Double Symmetrical

Luminance cd/m2 Table 3/3

	C 260.00	C 270.00	C 280.00	C 290.00	C 300.00	C 310.00	C 320.00	C 330.00	C 340.00	C 350.00
G 0.0	8317	8317	8317	8317	8317	8317	8317	8317	8317	8317
G 5.0	8229	8270	8229	8189	8151	8117	8095	8086	8084	8080
G 10.0	8101	8183	8101	8024	7957	7907	7868	7841	7824	7817
G 15.0	7957	8068	7957	7855	7759	7674	7614	7580	7560	7549
G 20.0	7791	7938	7791	7653	7529	7431	7354	7299	7271	7260
G 25.0	7603	7795	7603	7438	7296	7169	7072	7010	6974	6960
G 30.0	7411	7638	7411	7206	7028	6886	6779	6707	6667	6653
G 35.0	7182	7452	7182	6954	6763	6594	6466	6383	6338	6325
G 40.0	6944	7243	6944	6688	6469	6282	6141	6050	6000	5984
G 45.0	6689	7026	6689	6395	6143	5940	5793	5696	5636	5617
G 50.0	6389	6769	6389	6064	5794	5582	5425	5318	5260	5243
G 55.0	6053	6485	6053	5697	5409	5187	5020	4903	4839	4822
G 60.0	5663	6144	5663	5276	4967	4727	4559	4448	4376	4355
G 65.0	5188	5729	5188	4775	4459	4212	4035	3921	3859	3843
G 70.0	4597	5179	4597	4173	3857	3608	3433	3321	3248	3227
G 75.0	3881	4490	3881	3440	3120	2899	2735	2622	2571	2561
G 80.0	2978	3652	2978	2540	2243	2043	1918	1853	1827	1822
G 85.0	1753	2363	1753	1413	1210	1095	1020	975	971	974
G 90.0	530	741	530	476	461	444	438	437	428	432