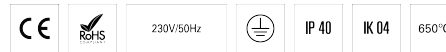



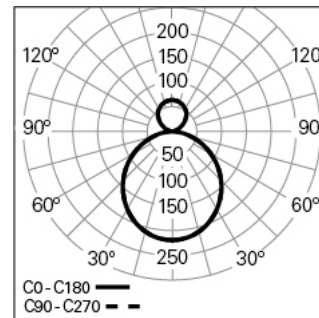
ROFY 60 SQ D/I L0286W286 LIGHT+ HF 830 R HO

ARCHITECTURAL LIGHTING

90716L286ER0300



Light distribution



L=286mm

PRODUCT DESCRIPTION

Application Areas: Offices, Hotels and residential, Public spaces, Retail, Education, Health and care

Mounting Type: Surface mounted, Suspended, Wall mounted

Control Gear Included: Yes

Control Gear: LED driver 220-240VAC-50/60Hz

ROFY 60 SQ D/I L0286W286 LIGHT+ HF 830 R HO

CHARACTERISTICS

Luminaire Type: Square luminaire

Luminaire Module: Individual

Insulation Class: I

Ingress Protection (IP): 40

Mechanical Impact Protection (IK): 4

Ambient Temperature Range (°C):]-5, 25[

Warranty (Years): 5

Current Supply Cable Entry Point: Back

MATERIALS

Body Material: Aluminium

Frame Material: Extruded aluminium profile

Finishing: Epoxy polyester powder coated

Colour: Rusty chain (R)

Glow-wire Resistance (°C): 650

OPTICAL SYSTEM

Optical System: LIGHT+ - Opal diffuser

Light Distribution: Direct / Indirect

Beam Angle (°): 108

TECHNICAL DATA

Light Source: LED

Input Power (W): 18

Input Driver Voltage: 220-240V-50/60Hz

Power Factor (λ): 0,88

Luminaire Luminous Flux (lm): 2221

Luminaire Efficacy (lm/W): 123

Unified Glare Rating (UGR): <22

LED Lifetime - Rated Median Useful Life: 80.000h @ L90, B10, Ta 25°C

CCT - Correlated Colour Temperature (K): 3000

Colour Rendering Index (CRI): >80

Chromaticity Tolerance (MacAdam step): <3

This Product Contains a Light Source of Energy Efficiency Class: C

LED Module Forward Voltage Range (VF): 28,6

Power Supply Dimming: ON/OFF

Central Battery Emergency Lighting System (VDC): 176-280

Maximum of Luminaires by Magnetic Circuit Breaker B16: <30

Inrush Current (A): 15

Pulse Duration (µs): 100

DIMENSIONS

L - Length (mm): 286

W - Width (mm): 286

H - Height (mm): 85

NOTES

- For suspended version it is necessary to order the suspension, the current supply cable and the ceiling rose. Please order separately;
- In order to guarantee total light uniformity on the ceiling in the suspended version, installation must be carried out at a minimum distance of 500 mm.