

Luminaire

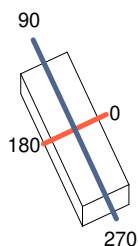
Code 90716L812
Name ROFY 60 SQ D/I L0814W286 LIGHT+ K3 830 HO

Measurem.

Code 8/8/2023
Name ROFY 60 SQ D/I L0814W286 LIGHT+ K3 830 HO

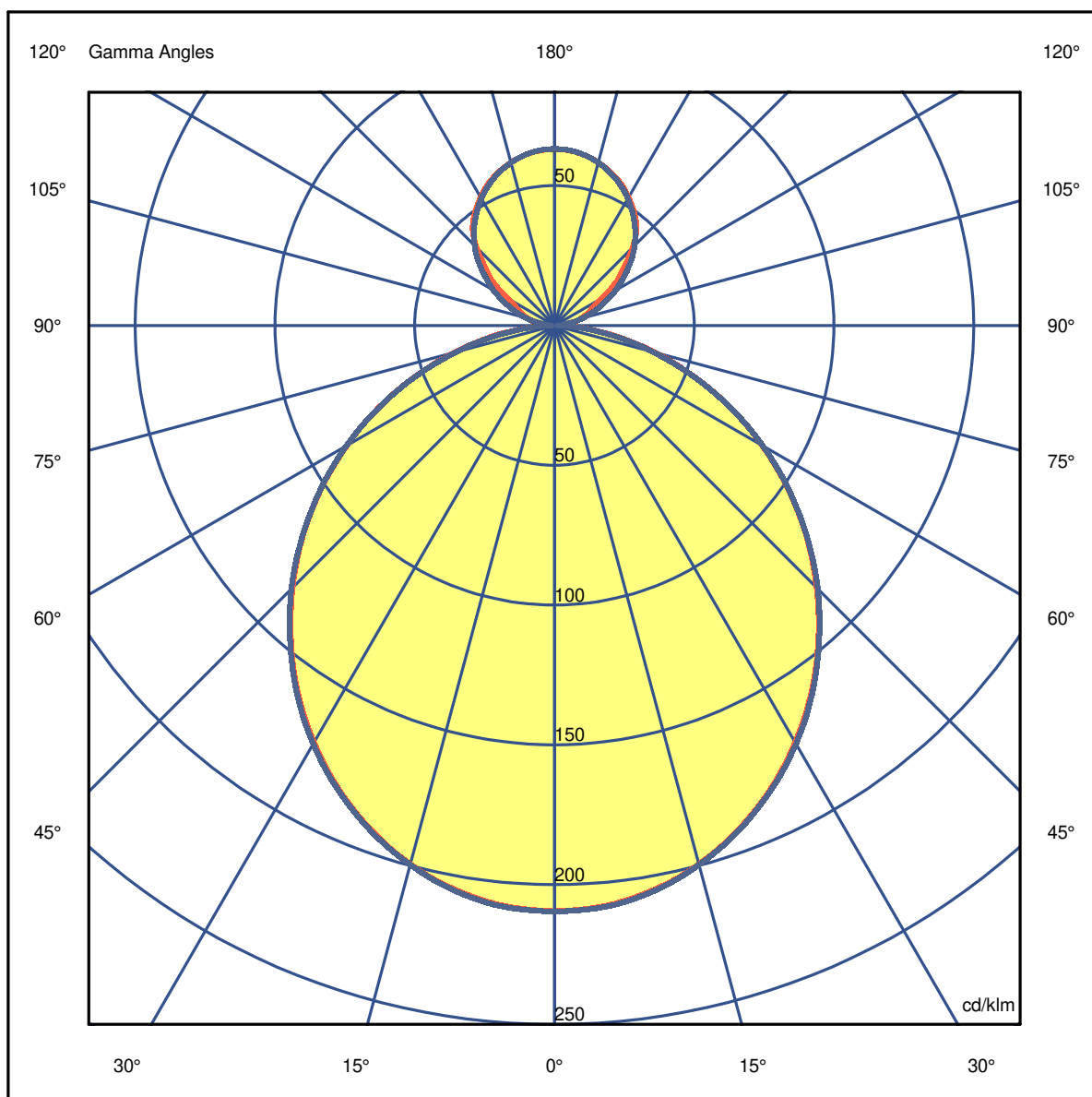
Luminaire Flux	5963 lm	Luminaire Power	47.8 W	Efficacy	124.698 lm/W	Efficiency	74.36%
Source Flux	8019 lm	Maximum value	209.50 cd/klm	Position	C=0.00 G=0.00	CG	Double Symmetrical

814mm x 286mm



C Halfplanes

180.0 ——— 0.0
270.0 ——— 90.0



Luminaire

Code 90716L812
Name ROFY 60 SQ D/I L0814W286 LIGHT+ K3 830 HO

Measurem.

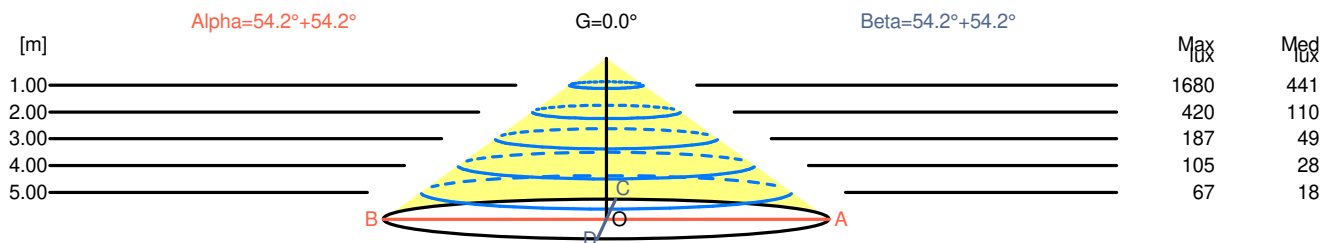
Code 8/8/2023
Name ROFY 60 SQ D/I L0814W286 LIGHT+ K3 830 HO

Luminaire Flux	5963 lm	Luminaire Power	47.8 W	Efficacy	124.698 lm/W	Efficiency	74.36%
Source Flux	8019 lm	Maximum value	209.50 cd/klm	Position	C=0.00 G=0.00	CG	Double Symmetrical

Width at 50.00 % of Max Intensity

H[m]	1.00	2.00	3.00	4.00	5.00	H[m]	1.00	2.00	3.00	4.00	5.00
OA	1.38	2.77	4.15	5.54	6.92	OC	1.39	2.78	4.16	5.55	6.94
OB	1.38	2.77	4.15	5.54	6.92	OD	1.39	2.78	4.16	5.55	6.94

	0	5	15	25	35	45	55	65	75	85
OA	1679.98	1670.36	1599.79	1466.68	1284.64	1063.32	818.74	557.32	296.70	80.99
OB	1679.98	1670.36	1599.79	1466.68	1284.64	1063.32	818.74	557.32	296.70	80.99
OC	1679.98	1673.57	1601.39	1469.88	1288.65	1068.13	820.34	556.52	291.09	72.17
OD	1679.98	1673.57	1601.39	1469.88	1288.65	1068.13	820.34	556.52	291.09	72.17



H[m]	D[m]	Max lux	Med lux	Alpha=54.2°+54.2°	G=0.0
1.00	2.77	1680	441		
2.00	5.54	420	110		
3.00	8.31	187	49		
4.00	11.08	105	28		
5.00	13.85	67	18		

H[m]	D[m]	Max lux	Med lux	Beta=54.2°+54.2°	G=0.0
1.00	2.78	1680	441		
2.00	5.55	420	110		
3.00	8.33	187	49		
4.00	11.10	105	28		
5.00	13.88	67	18		

Luminaire

Code 90716L812

Name ROFY 60 SQ D/I L0814W286 LIGHT+ K3 830 HO

Measurem.

Code 8/8/2023

Name ROFY 60 SQ D/I L0814W286 LIGHT+ K3 830 HO

Luminaire Flux	5963 lm	Luminaire Power	47.8 W	Efficacy	124.698 lm/W	Efficiency	74.36%
Source Flux	8019 lm	Maximum value	209.50 cd/klm	Position	C=0.00 G=0.00	CG	Double Symmetrical

UGR
S = 0.250

Reflectancies										
Ceiling/Cavity	0.7	0.7	0.5	0.5	0.3	0.7	0.7	0.5	0.5	0.3
Walls	0.5	0.3	0.5	0.3	0.3	0.5	0.3	0.5	0.3	0.3
Working Plane	0.2	0.2	0.2	0.2	0.2	0.2	0.2	0.2	0.2	0.2
Room Dimensions	Lateral View					Viewed Endwise				
x=2H y=2H	16.5	17.5	17.1	18.1	18.8	17.0	18.0	17.6	18.6	19.3
x=2H y=3H	17.7	18.6	18.3	19.2	20.0	18.3	19.3	19.0	19.9	20.6
x=2H y=4H	18.1	19.0	18.7	19.6	20.3	18.8	19.7	19.4	20.3	21.0
x=2H y=6H	18.4	19.1	19.0	19.8	20.6	19.1	19.9	19.8	20.6	21.3
x=2H y=8H	18.4	19.2	19.1	19.8	20.6	19.2	19.9	19.9	20.6	21.4
x=2H y=12H	18.4	19.1	19.1	19.8	20.6	19.2	19.9	19.9	20.6	21.4
x=4H y=2H	17.0	17.9	17.7	18.5	19.2	17.4	18.3	18.0	18.9	19.6
x=4H y=3H	18.4	19.1	19.0	19.8	20.5	18.9	19.6	19.6	20.3	21.1
x=4H y=4H	18.9	19.5	19.6	20.2	21.0	19.5	20.1	20.2	20.8	21.6
x=4H y=6H	19.2	19.8	19.9	20.5	21.3	19.9	20.4	20.6	21.1	22.0
x=4H y=8H	19.3	19.8	20.0	20.5	21.4	20.0	20.5	20.7	21.2	22.1
x=4H y=12H	19.3	19.8	20.1	20.5	21.4	20.0	20.5	20.8	21.2	22.1
x=8H y=4H	19.0	19.5	19.8	20.3	21.1	19.6	20.1	20.3	20.8	21.7
x=8H y=6H	19.4	19.9	20.2	20.6	21.5	20.1	20.5	20.8	21.2	22.1
x=8H y=8H	19.6	19.9	20.4	20.7	21.6	20.2	20.6	21.0	21.4	22.3
x=8H y=12H	19.6	19.9	20.4	20.7	21.7	20.3	20.6	21.1	21.4	22.3
x=12H y=4H	19.0	19.5	19.8	20.2	21.1	19.5	20.0	20.3	20.8	21.6
x=12H y=6H	19.4	19.8	20.2	20.6	21.5	20.0	20.4	20.8	21.2	22.1
x=12H y=8H	19.6	19.9	20.4	20.7	21.6	20.2	20.5	21.0	21.3	22.3

Luminaire

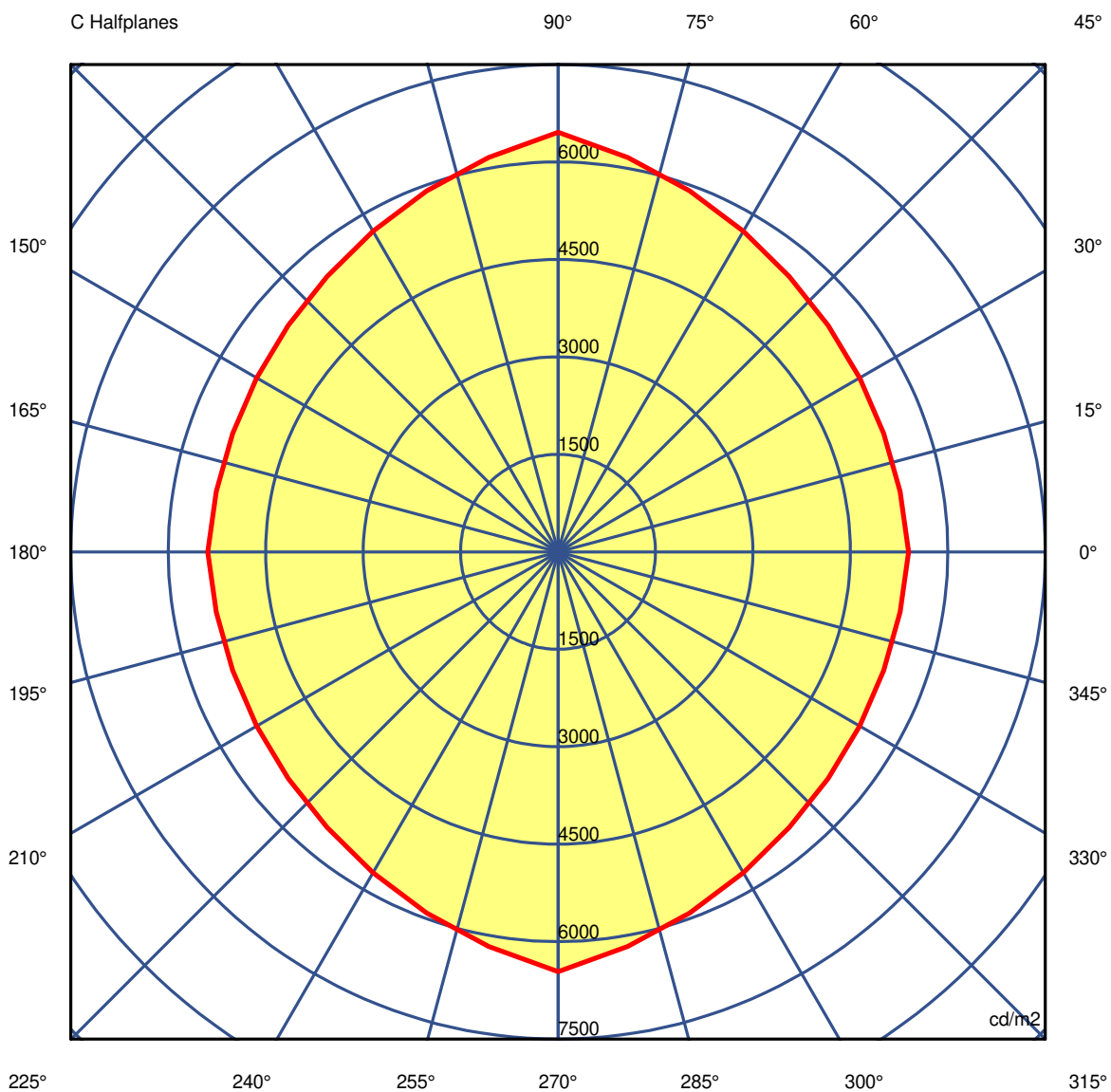
Code 90716L812
Name ROFY 60 SQ D/I L0814W286 LIGHT+ K3 830 HO

Measurem.

Code 8/8/2023
Name ROFY 60 SQ D/I L0814W286 LIGHT+ K3 830 HO

Luminaire Flux	5963 lm	Luminaire Power	47.8 W	Efficacy	124.698 lm/W	Efficiency	74.36%
Source Flux	8019 lm	Maximum value	209.50 cd/klm	Position	C=0.00 G=0.00	CG	Double Symmetrical

Luminance



45.0°

Luminaire

Code 90716L812

Name ROFY 60 SQ D/I L0814W286 LIGHT+ K3 830 HO

Measurement

Code 8/8/2023

Name ROFY 60 SQ D/I L0814W286 LIGHT+ K3 830 HO

Luminaire Flux	5963 lm		Luminaire Power		47.8 W		Efficacy		124.698 lm/W		Efficiency		74.36%	
Source Flux	8019 lm		Maximum value		209.50 cd/klm		Position		C=0.00 G=0.00		CG		Double Symmetrical	
Luminance cd/m2														
Table 1/3														
	C 0.00	C 10.00	C 20.00	C 30.00	C 40.00	C 50.00	C 60.00	C 70.00	C 80.00	C 90.00	C 100.00	C 110.00	C 120.00	
G 0.0	7954	7954	7954	7954	7954	7954	7954	7954	7954	7954	7954	7954	7954	
G 5.0	7723	7723	7722	7720	7724	7742	7771	7805	7842	7880	7842	7805	7771	
G 10.0	7478	7467	7465	7472	7491	7520	7563	7622	7692	7768	7692	7622	7563	
G 15.0	7223	7207	7204	7212	7232	7279	7352	7436	7528	7631	7528	7436	7352	
G 20.0	6949	6927	6921	6932	6970	7030	7112	7220	7344	7478	7344	7220	7112	
G 25.0	6669	6637	6630	6647	6688	6764	6870	6992	7139	7314	7139	6992	6870	
G 30.0	6374	6340	6331	6348	6397	6479	6597	6749	6930	7135	6930	6749	6597	
G 35.0	6068	6024	6011	6031	6086	6187	6326	6488	6687	6929	6687	6488	6326	
G 40.0	5738	5695	5684	5705	5766	5875	6028	6213	6435	6699	6435	6213	6028	
G 45.0	5396	5343	5332	5360	5425	5537	5702	5913	6166	6461	6166	5913	5702	
G 50.0	5035	4983	4968	4993	5065	5184	5353	5578	5853	6181	5853	5578	5353	
G 55.0	4641	4579	4563	4592	4671	4796	4972	5208	5506	5874	5506	5208	4972	
G 60.0	4194	4131	4118	4154	4225	4350	4538	4788	5107	5509	5107	4788	4538	
G 65.0	3705	3641	3624	3650	3723	3854	4045	4295	4629	5071	4629	4295	4045	
G 70.0	3121	3053	3042	3079	3150	3277	3467	3711	4044	4503	4044	3711	3467	
G 75.0	2476	2419	2400	2418	2492	2609	2772	3014	3348	3805	3348	3014	2772	
G 80.0	1765	1717	1698	1697	1732	1816	1960	2176	2492	2966	2492	2176	1960	
G 85.0	946	915	897	885	909	956	1031	1169	1392	1763	1392	1169	1031	
G 90.0	440	404	392	391	382	376	376	368	374	426	374	368	376	

Luminaire

Code 90716L812

Name ROFY 60 SQ D/I L0814W286 LIGHT+ K3 830 HO

Measurem.

Code 8/8/2023

Name ROFY 60 SQ D/I L0814W286 LIGHT+ K3 830 HO

Luminaire Flux	5963 lm		Luminaire Power		47.8 W		Efficacy		124.698 lm/W		Efficiency		74.36%	
Source Flux	8019 lm		Maximum value		209.50 cd/klm		Position		C=0.00 G=0.00		CG		Double Symmetrical	
Luminance cd/m2 Table 2/3														
	C 130.00	C 140.00	C 150.00	C 160.00	C 170.00	C 180.00	C 190.00	C 200.00	C 210.00	C 220.00	C 230.00	C 240.00	C 250.00	
G 0.0	7954	7954	7954	7954	7954	7954	7954	7954	7954	7954	7954	7954	7954	
G 5.0	7742	7724	7720	7722	7723	7723	7723	7722	7720	7724	7742	7771	7805	
G 10.0	7520	7491	7472	7465	7467	7478	7467	7465	7472	7491	7520	7563	7622	
G 15.0	7279	7232	7212	7204	7207	7223	7207	7204	7212	7232	7279	7352	7436	
G 20.0	7030	6970	6932	6921	6927	6949	6927	6921	6932	6970	7030	7112	7220	
G 25.0	6764	6688	6647	6630	6637	6669	6637	6630	6647	6688	6764	6870	6992	
G 30.0	6479	6397	6348	6331	6340	6374	6340	6331	6348	6397	6479	6597	6749	
G 35.0	6187	6086	6031	6011	6024	6068	6024	6011	6031	6086	6187	6326	6488	
G 40.0	5875	5766	5705	5684	5695	5738	5695	5684	5705	5766	5875	6028	6213	
G 45.0	5537	5425	5360	5332	5343	5396	5343	5332	5360	5425	5537	5702	5913	
G 50.0	5184	5065	4993	4968	4983	5035	4983	4968	4993	5065	5184	5353	5578	
G 55.0	4796	4671	4592	4563	4579	4641	4579	4563	4592	4671	4796	4972	5208	
G 60.0	4350	4225	4154	4118	4131	4194	4131	4118	4154	4225	4350	4538	4788	
G 65.0	3854	3723	3650	3624	3641	3705	3641	3624	3650	3723	3854	4045	4295	
G 70.0	3277	3150	3079	3042	3053	3121	3053	3042	3079	3150	3277	3467	3711	
G 75.0	2609	2492	2418	2400	2419	2476	2419	2400	2418	2492	2609	2772	3014	
G 80.0	1816	1732	1697	1698	1717	1765	1717	1698	1697	1732	1816	1960	2176	
G 85.0	956	909	885	897	915	946	915	897	885	909	956	1031	1169	
G 90.0	376	382	391	392	404	440	404	392	391	382	376	376	368	

Luminaire

Code 90716L812

Name ROFY 60 SQ D/I L0814W286 LIGHT+ K3 830 HO

Measurem.

Code 8/8/2023

Name ROFY 60 SQ D/I L0814W286 LIGHT+ K3 830 HO

Luminaire Flux	5963 lm	Luminaire Power	47.8 W	Efficacy	124.698 lm/W	Efficiency	74.36%
----------------	---------	-----------------	--------	----------	--------------	------------	--------

Source Flux	8019 lm	Maximum value	209.50 cd/klm	Position	C=0.00 G=0.00	CG	Double Symmetrical
-------------	---------	---------------	---------------	----------	---------------	----	--------------------

Luminance cd/m2 Table 3/3

	C 260.00	C 270.00	C 280.00	C 290.00	C 300.00	C 310.00	C 320.00	C 330.00	C 340.00	C 350.00
G 0.0	7954	7954	7954	7954	7954	7954	7954	7954	7954	7954
G 5.0	7842	7880	7842	7805	7771	7742	7724	7720	7722	7723
G 10.0	7692	7768	7692	7622	7563	7520	7491	7472	7465	7467
G 15.0	7528	7631	7528	7436	7352	7279	7232	7212	7204	7207
G 20.0	7344	7478	7344	7220	7112	7030	6970	6932	6921	6927
G 25.0	7139	7314	7139	6992	6870	6764	6688	6647	6630	6637
G 30.0	6930	7135	6930	6749	6597	6479	6397	6348	6331	6340
G 35.0	6687	6929	6687	6488	6326	6187	6086	6031	6011	6024
G 40.0	6435	6699	6435	6213	6028	5875	5766	5705	5684	5695
G 45.0	6166	6461	6166	5913	5702	5537	5425	5360	5332	5343
G 50.0	5853	6181	5853	5578	5353	5184	5065	4993	4968	4983
G 55.0	5506	5874	5506	5208	4972	4796	4671	4592	4563	4579
G 60.0	5107	5509	5107	4788	4538	4350	4225	4154	4118	4131
G 65.0	4629	5071	4629	4295	4045	3854	3723	3650	3624	3641
G 70.0	4044	4503	4044	3711	3467	3277	3150	3079	3042	3053
G 75.0	3348	3805	3348	3014	2772	2609	2492	2418	2400	2419
G 80.0	2492	2966	2492	2176	1960	1816	1732	1697	1698	1717
G 85.0	1392	1763	1392	1169	1031	956	909	885	897	915
G 90.0	374	426	374	368	376	376	382	391	392	404