


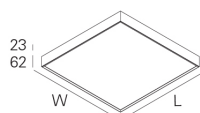
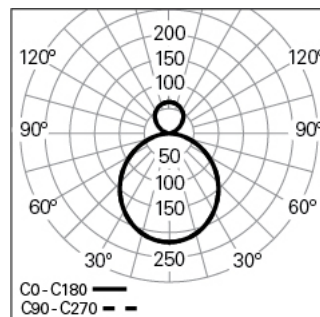
## ROFY 60 SQ D/I L0286W286 LIGHT+ DALI 830 0 LO

90717L286H00300

ARCHITECTURAL LIGHTING



## Light distribution



L=286mm

## PRODUCT DESCRIPTION

**Application Areas:** Offices, Hotels and residential, Public spaces, Retail, Education, Health and care

**Mounting Type:** Surface mounted, Suspended, Wall mounted

**Control Gear Included:** Yes

**Control Gear:** LED driver 220-240VAC-50/60Hz

## ROFY 60 SQ D/I L0286W286 LIGHT+ DALI 830 0 LO

## CHARACTERISTICS

**Luminaire Type:** Square luminaire

**Luminaire Module:** Individual

**Insulation Class:** I

**Ingress Protection (IP):** 40

**Mechanical Impact Protection (IK):** 4

**Ambient Temperature Range (°C):** ]-5, 25[

**Warranty (Years):** 5

**Current Supply Cable Entry Point:** Back

## MATERIALS

**Body Material:** Aluminium

**Frame Material:** Extruded aluminium profile

**Finishing:** Epoxy polyester powder coated

**Colour:** Sahara (0)

**Glow-wire Resistance (°C):** 650

## OPTICAL SYSTEM

**Optical System:** LIGHT+ - Opal diffuser

**Light Distribution:** Direct / Indirect

**Beam Angle (°):** 108

## TECHNICAL DATA

**Light Source:** LED

**Input Power (W):** 14

**Input Driver Voltage:** 220-240V-50/60Hz

**Power Factor (λ):** 0,75

**Luminaire Luminous Flux (lm):** 1821

**Luminaire Efficacy (lm/W):** 130

**Unified Glare Rating (UGR):** <19

**LED Lifetime - Rated Median Useful Life:** 80.000h @ L90, B10, Ta 25°C

**CCT - Correlated Colour Temperature (K):** 3000

**Colour Rendering Index (CRI):** >80

**Chromaticity Tolerance (MacAdam step):** <3

**This Product Contains a Light Source of Energy Efficiency Class:** C

**LED Module Forward Voltage Range (VF):** 28,4

**Power Supply Dimming:** DALI 2

**Central Battery Emergency Lighting System (VDC):** 176-280

**Maximum of Luminaires by Magnetic Circuit Breaker B16:** <38

**Inrush Current (A):** 30

**Pulse Duration (µs):** 100

## DIMENSIONS

**L - Length (mm):** 286

**W - Width (mm):** 286

**H - Height (mm):** 85

## NOTES

- For suspended version it is necessary to order the suspension, the current supply cable and the ceiling rose. Please order separately;
- In order to guarantee total light uniformity on the ceiling in the suspended version, installation must be carried out at a minimum distance of 500 mm.