

Luminaire

Code 90719L550

Name ROFY 60 SQ L0550W550 GCONTROL+ K3 840 LO

Measurem.

Code 9/8/2023

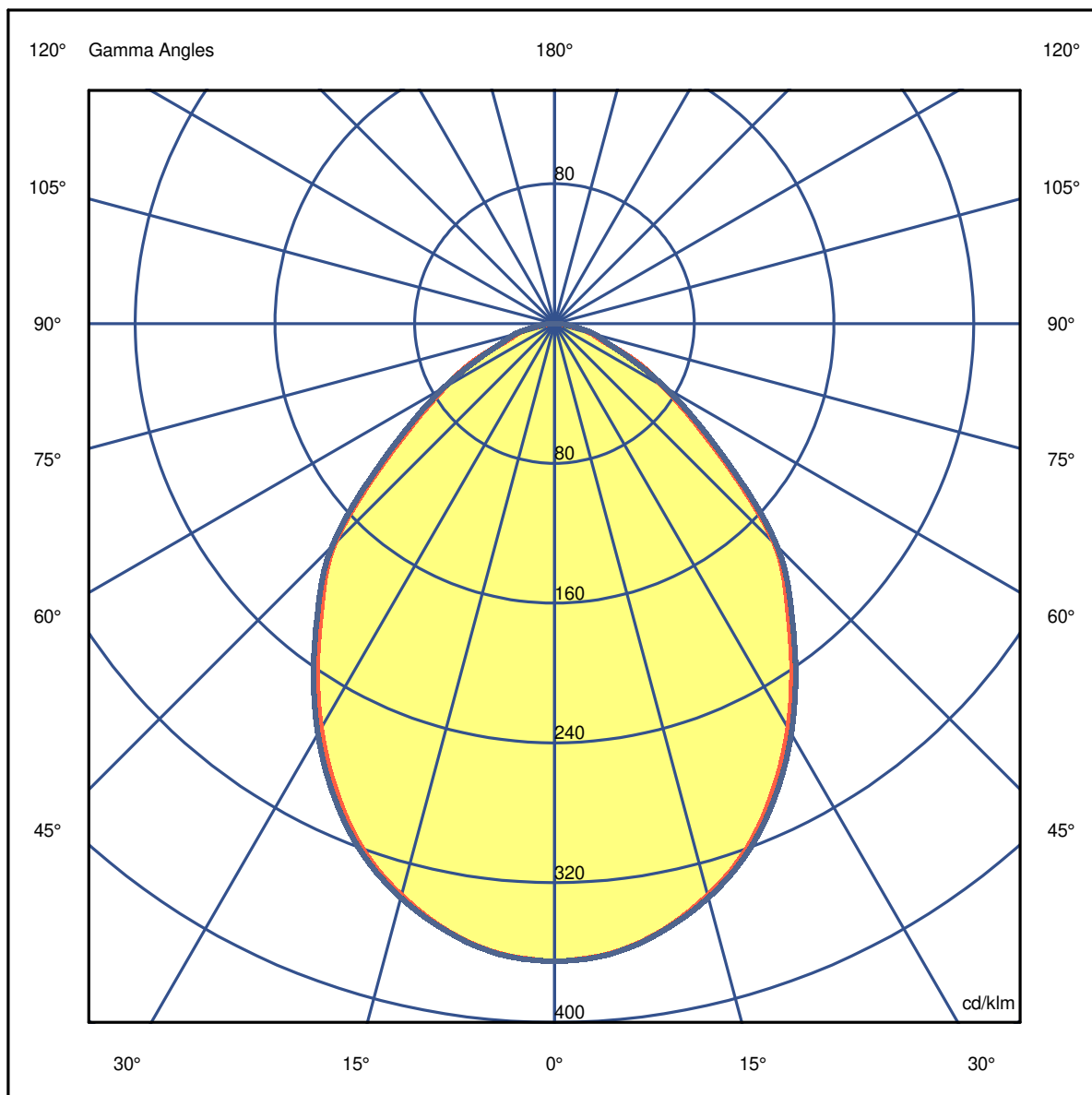
Name ROFY 60 SQ L0550W550 GCONTROL+ K3 840 LO

Luminaire Flux	4261 lm	Luminaire Power	33.8 W	Efficacy	126.128 lm/W	Efficiency	71.82%
Source Flux	5932 lm	Maximum value	365.10 cd/klm	Position	C=0.00 G=0.00	CG	Double Symmetrical

550mm x 550mm

C Halfplanes

180.0 ————— 0.0
270.0 ————— 90.0



Luminaire

Code 90719L550

Name ROFY 60 SQ L0550W550 GCONTROL+ K3 840 LO

Measurem.

Code 9/8/2023

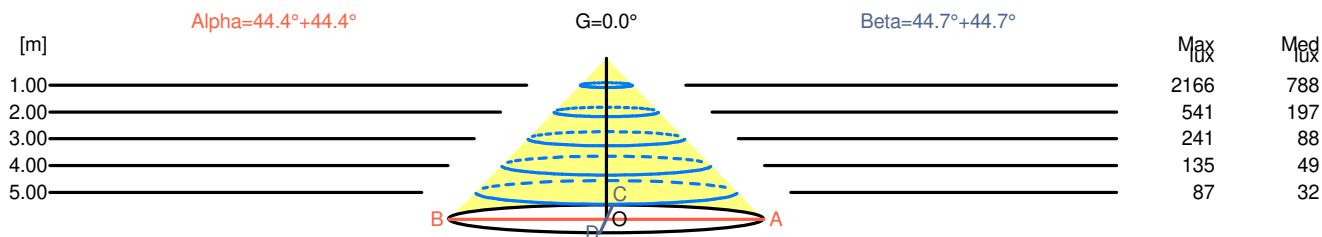
Name ROFY 60 SQ L0550W550 GCONTROL+ K3 840 LO

Luminaire Flux	4261 lm	Luminaire Power	33.8 W	Efficacy	126.128 lm/W	Efficiency	71.82%
Source Flux	5932 lm	Maximum value	365.10 cd/klm	Position	C=0.00 G=0.00	CG	Double Symmetrical

Width at 50.00 % of Max Intensity

H[m]	1.00	2.00	3.00	4.00	5.00	H[m]	1.00	2.00	3.00	4.00	5.00
OA	0.98	1.96	2.93	3.91	4.89	OC	0.99	1.98	2.97	3.95	4.94
OB	0.98	1.96	2.93	3.91	4.89	OD	0.99	1.98	2.97	3.95	4.94

	0	5	15	25	35	45	55	65	75	85
OA	2165.77	2147.38	2009.76	1753.50	1404.70	1057.08	578.37	306.09	132.88	33.81
OB	2165.77	2147.38	2009.76	1753.50	1404.70	1057.08	578.37	306.09	132.88	33.81
OC	2165.77	2149.16	2018.07	1772.48	1427.24	1069.54	599.73	288.89	141.18	37.96
OD	2165.77	2149.16	2018.07	1772.48	1427.24	1069.54	599.73	288.89	141.18	37.96



H[m]	D[m]	Max lux	Med lux	Alpha=44.4°+44.4°	G=0.0	
1.00	1.96	2166	788			
2.00	3.91	541	197			
3.00	5.87	241	88			
4.00	7.83	135	49			
5.00	9.78	87	32			

H[m]	D[m]	Max lux	Med lux	Beta=44.7°+44.7°	G=0.0	
1.00	1.98	2166	788			
2.00	3.95	541	197			
3.00	5.93	241	88			
4.00	7.91	135	49			
5.00	9.89	87	32			

Luminaire

Code 90719L550

Name ROFY 60 SQ L0550W550 GCONTROL+ K3 840 LO

Measurem.

Code 9/8/2023

Name ROFY 60 SQ L0550W550 GCONTROL+ K3 840 LO

Luminaire Flux	4261 lm	Luminaire Power	33.8 W	Efficacy	126.128 lm/W	Efficiency	71.82%
Source Flux	5932 lm	Maximum value	365.10 cd/klm	Position	C=0.00 G=0.00	CG	Double Symmetrical

UGR
S = 0.250

Reflectancies										
Ceiling/Cavity	0.7	0.7	0.5	0.5	0.3	0.7	0.7	0.5	0.5	0.3
Walls	0.5	0.3	0.5	0.3	0.3	0.5	0.3	0.5	0.3	0.3
Working Plane	0.2	0.2	0.2	0.2	0.2	0.2	0.2	0.2	0.2	0.2
Room Dimensions	Lateral View					Viewed Endwise				
x=2H y=2H	15.7	16.8	16.0	17.1	17.3	15.8	17.0	16.1	17.2	17.4
x=2H y=3H	16.3	17.3	16.6	17.6	17.8	16.4	17.4	16.7	17.7	17.9
x=2H y=4H	16.5	17.5	16.8	17.7	18.0	16.6	17.6	16.9	17.8	18.1
x=2H y=6H	16.6	17.5	17.0	17.8	18.1	16.8	17.7	17.1	17.9	18.2
x=2H y=8H	16.7	17.5	17.0	17.8	18.1	16.8	17.6	17.1	17.9	18.3
x=2H y=12H	16.7	17.5	17.0	17.8	18.1	16.8	17.6	17.2	17.9	18.2
x=4H y=2H	15.8	16.8	16.2	17.1	17.4	15.9	16.9	16.3	17.2	17.5
x=4H y=3H	16.6	17.4	16.9	17.7	18.0	16.6	17.5	17.0	17.8	18.1
x=4H y=4H	16.9	17.6	17.3	17.9	18.3	17.0	17.7	17.4	18.0	18.4
x=4H y=6H	17.1	17.7	17.5	18.1	18.5	17.2	17.9	17.6	18.2	18.6
x=4H y=8H	17.2	17.7	17.6	18.1	18.5	17.3	17.9	17.7	18.3	18.7
x=4H y=12H	17.2	17.7	17.6	18.1	18.6	17.4	17.9	17.8	18.3	18.7
x=8H y=4H	16.9	17.5	17.4	17.9	18.3	17.0	17.6	17.5	18.0	18.4
x=8H y=6H	17.2	17.7	17.7	18.1	18.6	17.4	17.8	17.8	18.3	18.7
x=8H y=8H	17.4	17.8	17.8	18.2	18.7	17.5	17.9	18.0	18.4	18.8
x=8H y=12H	17.4	17.8	17.9	18.3	18.7	17.6	18.0	18.1	18.4	18.9
x=12H y=4H	16.9	17.4	17.4	17.8	18.3	17.0	17.5	17.5	17.9	18.4
x=12H y=6H	17.3	17.7	17.8	18.1	18.6	17.4	17.8	17.9	18.2	18.7
x=12H y=8H	17.4	17.7	17.9	18.2	18.7	17.6	17.9	18.1	18.4	18.9

Luminaire

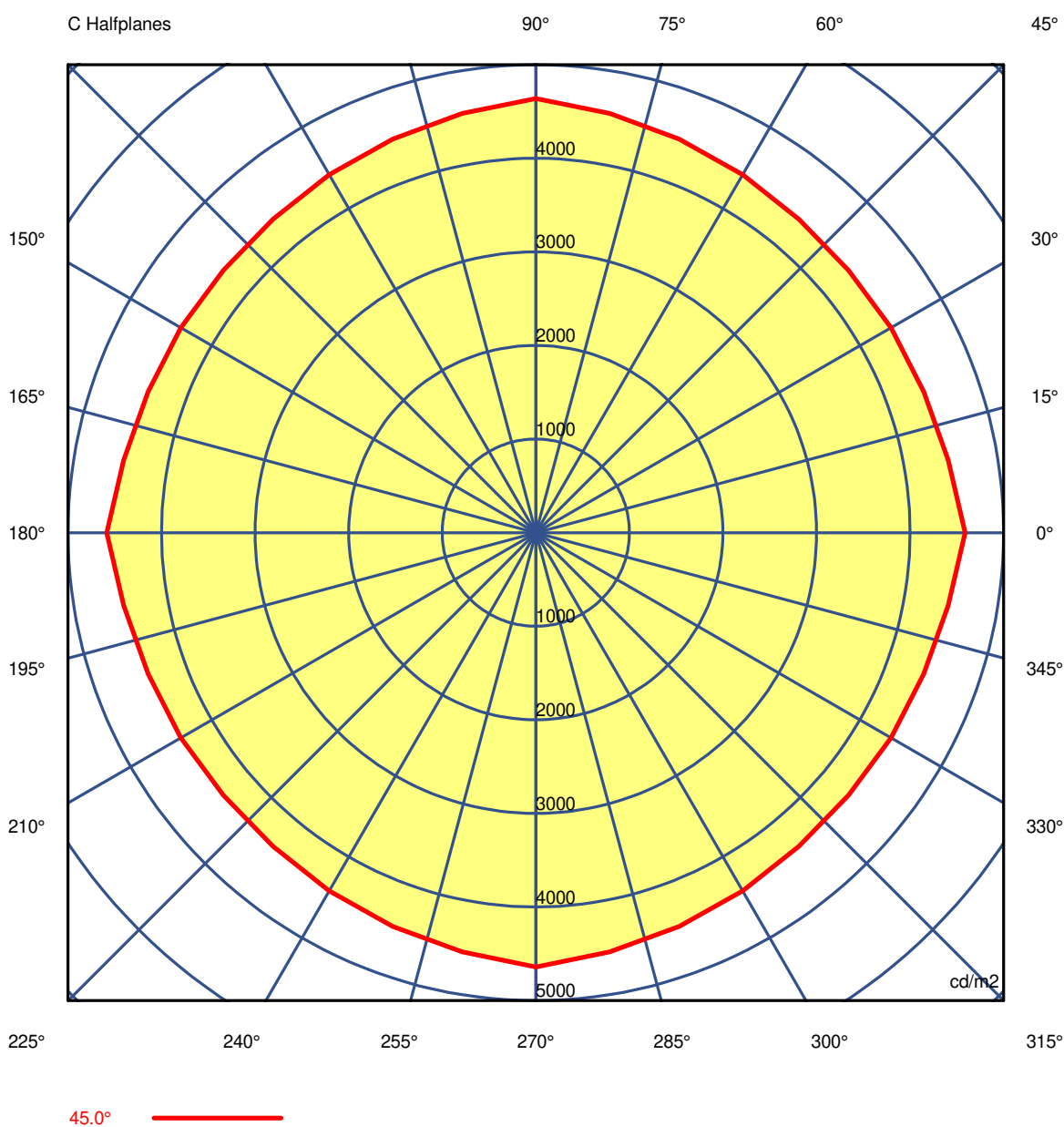
Code 90719L550
Name ROFY 60 SQ L0550W550 GCONTROL+ K3 840 LO

Measurem.

Code 9/8/2023
Name ROFY 60 SQ L0550W550 GCONTROL+ K3 840 LO

Luminaire Flux	4261 lm	Luminaire Power	33.8 W	Efficacy	126.128 lm/W	Efficiency	71.82%
Source Flux	5932 lm	Maximum value	365.10 cd/klm	Position	C=0.00 G=0.00	CG Double Symmetrical	

Luminance



Luminaire

Code 90719L550

Name ROFY 60 SQ L0550W550 GCONTROL+ K3 840 LO

Measurem.

Code 9/8/2023

Name ROFY 60 SQ L0550W550 GCONTROL+ K3 840 LO

Luminaire Flux	4261 lm	Luminaire Power		33.8 W		Efficacy		126.128 lm/W		Efficiency		71.82%	
Source Flux	5932 lm	Maximum value		365.10 cd/klm		Position		C=0.00 G=0.00		CG		Double Symmetrical	
Luminance cd/m2 Table 1/3													
	C 0.00	C 10.00	C 20.00	C 30.00	C 40.00	C 50.00	C 60.00	C 70.00	C 80.00	C 90.00	C 100.00	C 110.00	C 120.00
G 0.0	7710	7710	7710	7710	7710	7710	7710	7710	7710	7710	7710	7710	7710
G 5.0	7568	7545	7534	7530	7524	7523	7530	7540	7554	7574	7554	7540	7530
G 10.0	7361	7326	7301	7288	7283	7284	7292	7315	7342	7370	7342	7315	7292
G 15.0	7102	7054	7020	6998	6985	6986	7007	7043	7084	7131	7084	7043	7007
G 20.0	6805	6737	6680	6642	6629	6635	6658	6711	6776	6846	6776	6711	6658
G 25.0	6409	6337	6283	6247	6234	6242	6275	6331	6401	6478	6401	6331	6275
G 30.0	5968	5882	5827	5806	5811	5828	5851	5889	5954	6048	5954	5889	5851
G 35.0	5488	5407	5357	5340	5348	5367	5389	5422	5483	5576	5483	5422	5389
G 40.0	5025	4944	4890	4862	4858	4874	4906	4956	5022	5107	5022	4956	4906
G 45.0	4586	4475	4410	4383	4363	4374	4419	4477	4549	4640	4549	4477	4419
G 50.0	3685	3669	3653	3574	3410	3446	3658	3729	3743	3792	3743	3729	3658
G 55.0	2921	3111	2944	2499	2185	2132	2409	2962	3220	3029	3220	2962	2409
G 60.0	2373	2378	2071	1681	1727	1757	1770	2150	2436	2426	2436	2150	1770
G 65.0	1919	1822	1606	1316	1433	1466	1377	1615	1823	1811	1823	1615	1377
G 70.0	1294	1380	1370	1245	1084	1088	1249	1360	1389	1371	1389	1360	1249
G 75.0	1143	1129	1039	934	944	955	965	1074	1174	1215	1174	1074	965
G 80.0	802	824	826	819	830	851	873	894	892	866	892	894	873
G 85.0	487	538	558	539	502	518	588	633	618	547	618	633	588
G 90.0	92	80	72	67	65	65	67	72	80	92	80	72	67

Luminaire

Code 90719L550

Name ROFY 60 SQ L0550W550 GCONTROL+ K3 840 LO

Measurement

Code 9/8/2023

Name ROFY 60 SQ L0550W550 GCONTROL+ K3 840 LO

Luminaire Flux	4261 lm		Luminaire Power		33.8 W		Efficacy		126.128 lm/W		Efficiency		71.82%	
Source Flux	5932 lm		Maximum value		365.10 cd/klm		Position		C=0.00 G=0.00		CG		Double Symmetrical	
Luminance cd/m2														
Table 2/3														
	C 130.00	C 140.00	C 150.00	C 160.00	C 170.00	C 180.00	C 190.00	C 200.00	C 210.00	C 220.00	C 230.00	C 240.00	C 250.00	
G 0.0	7710	7710	7710	7710	7710	7710	7710	7710	7710	7710	7710	7710	7710	
G 5.0	7523	7524	7530	7534	7545	7568	7545	7534	7530	7524	7523	7530	7540	
G 10.0	7284	7283	7288	7301	7326	7361	7326	7301	7288	7283	7284	7292	7315	
G 15.0	6986	6985	6998	7020	7054	7102	7054	7020	6998	6985	6986	7007	7043	
G 20.0	6635	6629	6642	6680	6737	6805	6737	6680	6642	6629	6635	6658	6711	
G 25.0	6242	6234	6247	6283	6337	6409	6337	6283	6247	6234	6242	6275	6331	
G 30.0	5828	5811	5806	5827	5882	5968	5882	5827	5806	5811	5828	5851	5889	
G 35.0	5367	5348	5340	5357	5407	5488	5407	5357	5340	5348	5367	5389	5422	
G 40.0	4874	4858	4862	4890	4944	5025	4944	4890	4862	4858	4874	4906	4956	
G 45.0	4374	4363	4383	4410	4475	4586	4475	4410	4383	4363	4374	4419	4477	
G 50.0	3446	3410	3574	3653	3669	3685	3669	3653	3574	3410	3446	3658	3729	
G 55.0	2132	2185	2499	2944	3111	2921	3111	2944	2499	2185	2132	2409	2962	
G 60.0	1757	1727	1681	2071	2378	2373	2378	2071	1681	1727	1757	1770	2150	
G 65.0	1466	1433	1316	1606	1822	1919	1822	1606	1316	1433	1466	1377	1615	
G 70.0	1088	1084	1245	1370	1380	1294	1380	1370	1245	1084	1088	1249	1360	
G 75.0	955	944	934	1039	1129	1143	1129	1039	934	944	955	965	1074	
G 80.0	851	830	819	826	824	802	824	826	819	830	851	873	894	
G 85.0	518	502	539	558	538	487	538	558	539	502	518	588	633	
G 90.0	65	65	67	72	80	92	80	72	67	65	65	67	72	

Luminaire

Code 90719L550

Name ROFY 60 SQ L0550W550 GCONTROL+ K3 840 LO

Measurem.

Code 9/8/2023

Name ROFY 60 SQ L0550W550 GCONTROL+ K3 840 LO

Luminaire Flux	4261 lm	Luminaire Power	33.8 W	Efficacy	126.128 lm/W	Efficiency	71.82%
Source Flux	5932 lm	Maximum value	365.10 cd/klm	Position	C=0.00 G=0.00	CG	Double Symmetrical

Luminance cd/m2 Table 3/3

	C 260.00	C 270.00	C 280.00	C 290.00	C 300.00	C 310.00	C 320.00	C 330.00	C 340.00	C 350.00
G 0.0	7710	7710	7710	7710	7710	7710	7710	7710	7710	7710
G 5.0	7554	7574	7554	7540	7530	7523	7524	7530	7534	7545
G 10.0	7342	7370	7342	7315	7292	7284	7283	7288	7301	7326
G 15.0	7084	7131	7084	7043	7007	6986	6985	6998	7020	7054
G 20.0	6776	6846	6776	6711	6658	6635	6629	6642	6680	6737
G 25.0	6401	6478	6401	6331	6275	6242	6234	6247	6283	6337
G 30.0	5954	6048	5954	5889	5851	5828	5811	5806	5827	5882
G 35.0	5483	5576	5483	5422	5389	5367	5348	5340	5357	5407
G 40.0	5022	5107	5022	4956	4906	4874	4858	4862	4890	4944
G 45.0	4549	4640	4549	4477	4419	4374	4363	4383	4410	4475
G 50.0	3743	3792	3743	3729	3658	3446	3410	3574	3653	3669
G 55.0	3220	3029	3220	2962	2409	2132	2185	2499	2944	3111
G 60.0	2436	2426	2436	2150	1770	1757	1727	1681	2071	2378
G 65.0	1823	1811	1823	1615	1377	1466	1433	1316	1606	1822
G 70.0	1389	1371	1389	1360	1249	1088	1084	1245	1370	1380
G 75.0	1174	1215	1174	1074	965	955	944	934	1039	1129
G 80.0	892	866	892	894	873	851	830	819	826	824
G 85.0	618	547	618	633	588	518	502	539	558	538
G 90.0	80	92	80	72	67	65	65	67	72	80