

Luminaire

Code 90721L550

Name ROFY 60 SQ L0550W550 LIGHT+ K3 840 LO

Measurem.

Code 9/8/2023

Name ROFY 60 SQ L0550W550 LIGHT+ K3 840 LO

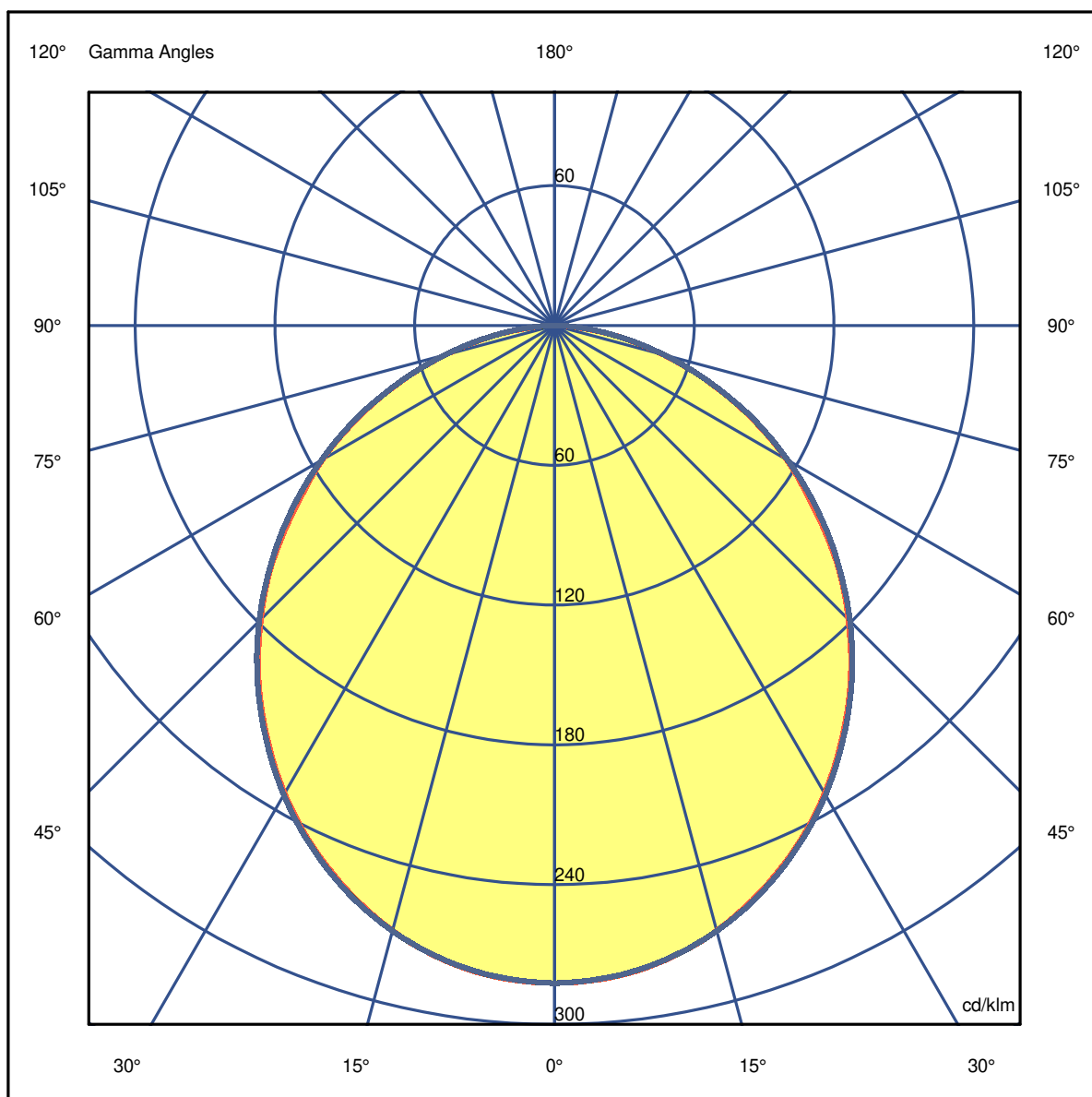
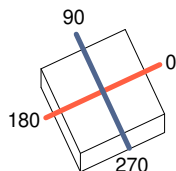
Luminaire Flux	4567 lm	Luminaire Power	33.8 W	Efficacy	135.195 lm/W	Efficiency	76.99%
Source Flux	5932 lm	Maximum value	282.30 cd/klm	Position	C=0.00 G=0.00	CG	Double Symmetrical

550mm x 550mm

C Halfplanes

180.0 ————— 0.0

270.0 ————— 90.0



Luminaire

Code 90721L550

Name ROFY 60 SQ L0550W550 LIGHT+ K3 840 LO

Measurem.

Code 9/8/2023

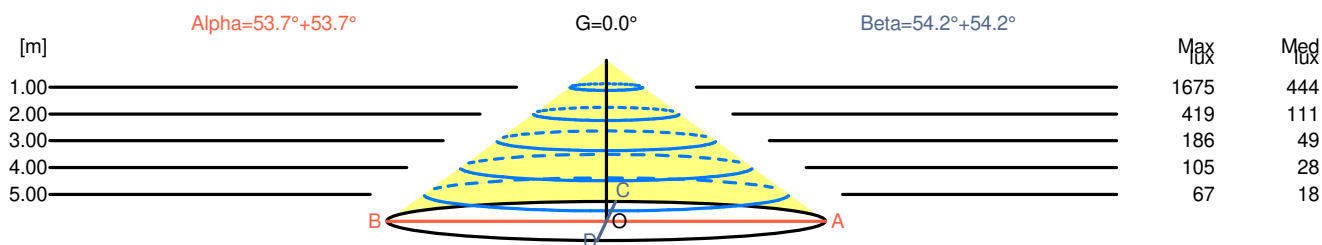
Name ROFY 60 SQ L0550W550 LIGHT+ K3 840 LO

Luminaire Flux	4567 lm	Luminaire Power	33.8 W	Efficacy	135.195 lm/W	Efficiency	76.99%
Source Flux	5932 lm	Maximum value	282.30 cd/klm	Position	C=0.00 G=0.00	CG	Double Symmetrical

Width at 50.00 % of Max Intensity

H[m]	1.00	2.00	3.00	4.00	5.00	H[m]	1.00	2.00	3.00	4.00	5.00
OA	1.36	2.73	4.09	5.45	6.82	OC	1.39	2.77	4.16	5.55	6.93
OB	1.36	2.73	4.09	5.45	6.82	OD	1.39	2.77	4.16	5.55	6.93

	0	5	15	25	35	45	55	65	75	85
OA	1674.60	1665.71	1595.11	1461.05	1277.75	1058.27	804.38	550.49	288.30	66.44
OB	1674.60	1665.71	1595.11	1461.05	1277.75	1058.27	804.38	550.49	288.30	66.44
OC	1674.60	1664.52	1595.71	1464.61	1282.50	1064.20	816.84	554.05	290.67	70.00
OD	1674.60	1664.52	1595.71	1464.61	1282.50	1064.20	816.84	554.05	290.67	70.00



H[m]	D[m]	Max lux	Med lux	Alpha=53.7°+53.7°	G=0.0	
1.00	2.73	1675	444			
2.00	5.45	419	111			
3.00	8.18	186	49			
4.00	10.91	105	28			
5.00	13.64	67	18			

H[m]	D[m]	Max lux	Med lux	Beta=54.2°+54.2°	G=0.0	
1.00	2.77	1675	444			
2.00	5.55	419	111			
3.00	8.32	186	49			
4.00	11.09	105	28			
5.00	13.87	67	18			

Luminaire

Code 90721L550

Name ROFY 60 SQ L0550W550 LIGHT+ K3 840 LO

Measurem.

Code 9/8/2023

Name ROFY 60 SQ L0550W550 LIGHT+ K3 840 LO

Luminaire Flux	4567 lm	Luminaire Power	33.8 W	Efficacy	135.195 lm/W	Efficiency	76.99%
Source Flux	5932 lm	Maximum value	282.30 cd/klm	Position	C=0.00 G=0.00	CG	Double Symmetrical

UGR
S = 0.250

Reflectancies										
Ceiling/Cavity	0.7	0.7	0.5	0.5	0.3	0.7	0.7	0.5	0.5	0.3
Walls	0.5	0.3	0.5	0.3	0.3	0.5	0.3	0.5	0.3	0.3
Working Plane	0.2	0.2	0.2	0.2	0.2	0.2	0.2	0.2	0.2	0.2
Room Dimensions	Lateral View					Viewed Endwise				
x=2H y=2H	17.3	18.6	17.6	18.9	19.1	17.4	18.7	17.7	18.9	19.1
x=2H y=3H	18.7	19.9	19.0	20.1	20.4	18.7	19.9	19.0	20.2	20.4
x=2H y=4H	19.2	20.3	19.5	20.6	20.9	19.2	20.3	19.5	20.6	20.9
x=2H y=6H	19.5	20.5	19.8	20.8	21.1	19.5	20.5	19.8	20.8	21.1
x=2H y=8H	19.5	20.5	19.9	20.9	21.2	19.6	20.6	19.9	20.9	21.2
x=2H y=12H	19.6	20.5	19.9	20.8	21.2	19.6	20.5	20.0	20.9	21.2
x=4H y=2H	17.9	19.0	18.2	19.3	19.6	17.9	19.1	18.3	19.3	19.6
x=4H y=3H	19.4	20.4	19.8	20.7	21.0	19.4	20.4	19.8	20.7	21.0
x=4H y=4H	20.0	20.9	20.4	21.2	21.6	20.0	20.9	20.4	21.2	21.6
x=4H y=6H	20.4	21.2	20.8	21.5	21.9	20.5	21.2	20.9	21.6	22.0
x=4H y=8H	20.5	21.2	21.0	21.6	22.0	20.5	21.2	21.0	21.6	22.0
x=4H y=12H	20.6	21.2	21.0	21.6	22.0	20.6	21.2	21.1	21.6	22.1
x=8H y=4H	20.2	20.9	20.7	21.3	21.7	20.2	20.9	20.7	21.3	21.7
x=8H y=6H	20.7	21.3	21.2	21.7	22.1	20.7	21.3	21.2	21.7	22.2
x=8H y=8H	20.9	21.4	21.3	21.8	22.3	20.9	21.4	21.4	21.8	22.3
x=8H y=12H	20.9	21.4	21.4	21.8	22.3	21.0	21.4	21.5	21.9	22.4
x=12H y=4H	20.2	20.8	20.7	21.3	21.7	20.2	20.9	20.7	21.3	21.7
x=12H y=6H	20.7	21.2	21.2	21.7	22.1	20.8	21.3	21.2	21.7	22.2
x=12H y=8H	20.9	21.3	21.4	21.8	22.3	20.9	21.4	21.4	21.8	22.3

Luminaire

Code 90721L550

Name ROFY 60 SQ L0550W550 LIGHT+ K3 840 LO

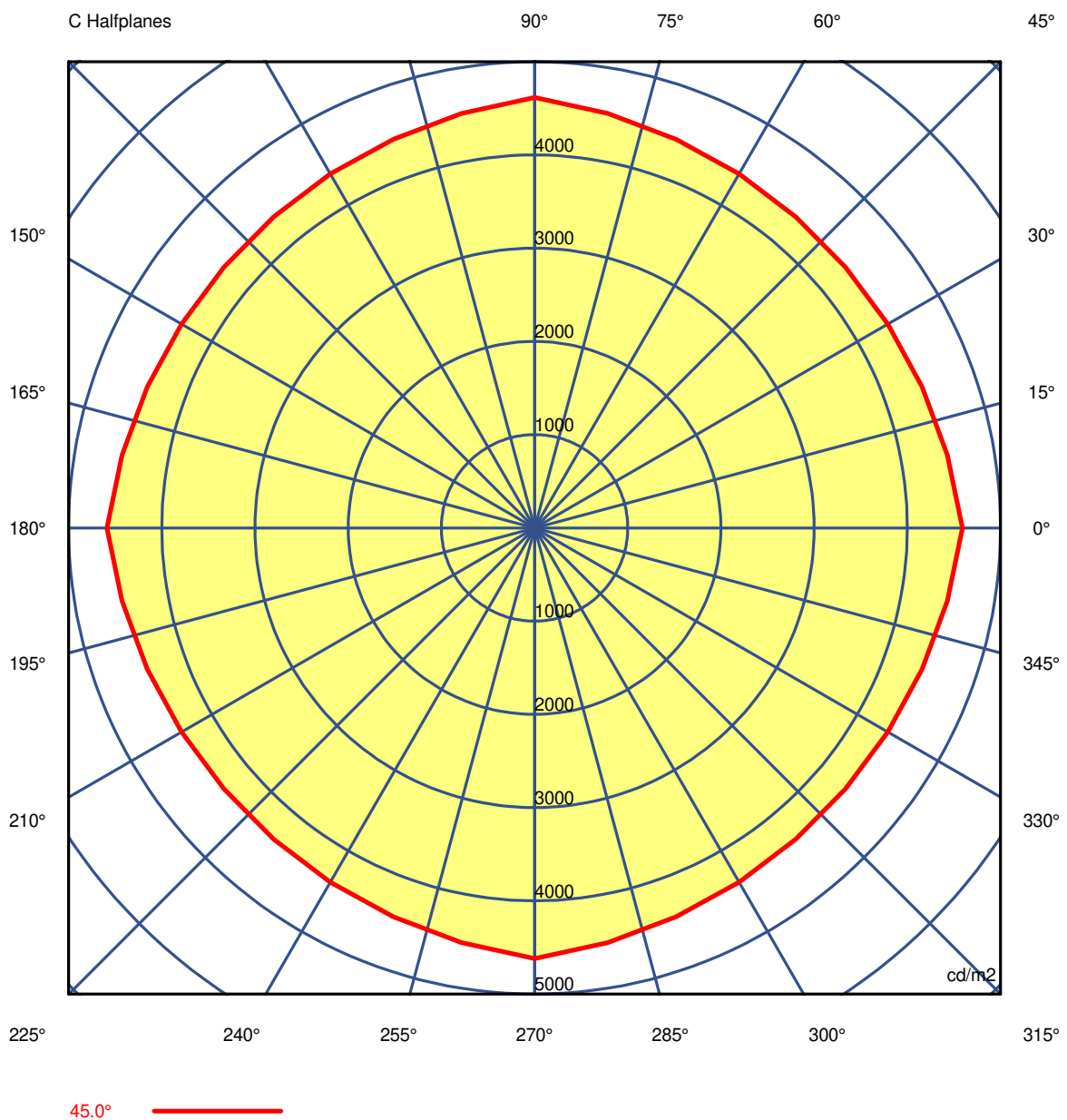
Measurem.

Code 9/8/2023

Name ROFY 60 SQ L0550W550 LIGHT+ K3 840 LO

Luminaire Flux	4567 lm	Luminaire Power	33.8 W	Efficacy	135.195 lm/W	Efficiency	76.99%
Source Flux	5932 lm	Maximum value	282.30 cd/klm	Position	C=0.00 G=0.00	CG Double Symmetrical	

Luminance



Luminaire

Code 90721L550

Name ROFY 60 SQ L0550W550 LIGHT+ K3 840 LO

Measurement

Code 9/8/2023

Name ROFY 60 SQ L0550W550 LIGHT+ K3 840 LO

Luminaire Flux	4567 lm	Luminaire Power	33.8 W	Efficacy	135.195 lm/W	Efficiency	76.99%						
Source Flux	5932 lm	Maximum value	282.30 cd/klm	Position	C=0.00 G=0.00	CG	Double Symmetrical						
Luminance cd/m2 Table 1/3													
	C 0.00	C 10.00	C 20.00	C 30.00	C 40.00	C 50.00	C 60.00	C 70.00	C 80.00	C 90.00	C 100.00	C 110.00	C 120.00
G 0.0	5962	5962	5962	5962	5962	5962	5962	5962	5962	5962	5962	5962	5962
G 5.0	5870	5859	5849	5841	5835	5835	5841	5849	5858	5866	5858	5849	5841
G 10.0	5762	5739	5720	5707	5702	5701	5705	5718	5737	5760	5737	5718	5705
G 15.0	5637	5600	5572	5553	5543	5543	5553	5573	5602	5639	5602	5573	5553
G 20.0	5491	5448	5413	5389	5378	5378	5391	5420	5459	5504	5459	5420	5391
G 25.0	5340	5285	5241	5211	5198	5199	5216	5250	5297	5353	5297	5250	5216
G 30.0	5176	5110	5059	5024	5007	5008	5029	5065	5119	5191	5119	5065	5029
G 35.0	4992	4917	4860	4821	4804	4801	4819	4868	4932	5011	4932	4868	4819
G 40.0	4804	4715	4647	4601	4585	4590	4613	4664	4734	4823	4734	4664	4613
G 45.0	4592	4497	4424	4375	4354	4357	4385	4438	4515	4617	4515	4438	4385
G 50.0	4361	4253	4174	4124	4099	4102	4132	4187	4270	4383	4270	4187	4132
G 55.0	4062	3981	3885	3806	3805	3812	3822	3900	4003	4125	4003	3900	3822
G 60.0	3805	3675	3583	3527	3502	3503	3533	3596	3692	3821	3692	3596	3533
G 65.0	3450	3319	3222	3158	3129	3130	3162	3229	3333	3473	3333	3229	3162
G 70.0	3017	2878	2779	2717	2691	2694	2725	2787	2886	3030	2886	2787	2725
G 75.0	2481	2345	2250	2191	2166	2170	2200	2259	2357	2501	2357	2259	2200
G 80.0	1821	1699	1609	1551	1532	1535	1562	1625	1718	1841	1718	1625	1562
G 85.0	958	869	807	768	759	769	795	842	911	1009	911	842	795
G 90.0	132	114	103	96	93	93	96	103	114	132	114	103	96

Luminaire

Code 90721L550

Name ROFY 60 SQ L0550W550 LIGHT+ K3 840 LO

Measurem.

Code 9/8/2023

Name ROFY 60 SQ L0550W550 LIGHT+ K3 840 LO

Luminaire Flux	4567 lm	Luminaire Power		33.8 W		Efficacy	135.195 lm/W		Efficiency	76.99%			
Source Flux	5932 lm	Maximum value		282.30 cd/klm		Position	C=0.00 G=0.00		CG	Double Symmetrical			
Luminance cd/m2 Table 2/3													
	C 130.00	C 140.00	C 150.00	C 160.00	C 170.00	C 180.00	C 190.00	C 200.00	C 210.00	C 220.00	C 230.00	C 240.00	C 250.00
G 0.0	5962	5962	5962	5962	5962	5962	5962	5962	5962	5962	5962	5962	5962
G 5.0	5835	5835	5841	5849	5859	5870	5859	5849	5841	5835	5835	5841	5849
G 10.0	5701	5702	5707	5720	5739	5762	5739	5720	5707	5702	5701	5705	5718
G 15.0	5543	5543	5553	5572	5600	5637	5600	5572	5553	5543	5543	5553	5573
G 20.0	5378	5378	5389	5413	5448	5491	5448	5413	5389	5378	5378	5391	5420
G 25.0	5199	5198	5211	5241	5285	5340	5285	5241	5211	5198	5199	5216	5250
G 30.0	5008	5007	5024	5059	5110	5176	5110	5059	5024	5007	5008	5029	5065
G 35.0	4801	4804	4821	4860	4917	4992	4917	4860	4821	4804	4801	4819	4868
G 40.0	4590	4585	4601	4647	4715	4804	4715	4647	4601	4585	4590	4613	4664
G 45.0	4357	4354	4375	4424	4497	4592	4497	4424	4375	4354	4357	4385	4438
G 50.0	4102	4099	4124	4174	4253	4361	4253	4174	4124	4099	4102	4132	4187
G 55.0	3812	3805	3806	3885	3981	4062	3981	3885	3806	3805	3812	3822	3900
G 60.0	3503	3502	3527	3583	3675	3805	3675	3583	3527	3502	3503	3533	3596
G 65.0	3130	3129	3158	3222	3319	3450	3319	3222	3158	3129	3130	3162	3229
G 70.0	2694	2691	2717	2779	2878	3017	2878	2779	2717	2691	2694	2725	2787
G 75.0	2170	2166	2191	2250	2345	2481	2345	2250	2191	2166	2170	2200	2259
G 80.0	1535	1532	1551	1609	1699	1821	1699	1609	1551	1532	1535	1562	1625
G 85.0	769	759	768	807	869	958	869	807	768	759	769	795	842
G 90.0	93	93	96	103	114	132	114	103	96	93	93	96	103

Luminaire

Code 90721L550

Name ROFY 60 SQ L0550W550 LIGHT+ K3 840 LO

Measurem.

Code 9/8/2023

Name ROFY 60 SQ L0550W550 LIGHT+ K3 840 LO

Luminaire Flux	4567 lm	Luminaire Power	33.8 W	Efficacy	135.195 lm/W	Efficiency	76.99%
Source Flux	5932 lm	Maximum value	282.30 cd/klm	Position	C=0.00 G=0.00	CG	Double Symmetrical

Luminance cd/m2 Table 3/3

	C 260.00	C 270.00	C 280.00	C 290.00	C 300.00	C 310.00	C 320.00	C 330.00	C 340.00	C 350.00
G 0.0	5962	5962	5962	5962	5962	5962	5962	5962	5962	5962
G 5.0	5858	5866	5858	5849	5841	5835	5835	5841	5849	5859
G 10.0	5737	5760	5737	5718	5705	5701	5702	5707	5720	5739
G 15.0	5602	5639	5602	5573	5553	5543	5543	5553	5572	5600
G 20.0	5459	5504	5459	5420	5391	5378	5378	5389	5413	5448
G 25.0	5297	5353	5297	5250	5216	5199	5198	5211	5241	5285
G 30.0	5119	5191	5119	5065	5029	5008	5007	5024	5059	5110
G 35.0	4932	5011	4932	4868	4819	4801	4804	4821	4860	4917
G 40.0	4734	4823	4734	4664	4613	4590	4585	4601	4647	4715
G 45.0	4515	4617	4515	4438	4385	4357	4354	4375	4424	4497
G 50.0	4270	4383	4270	4187	4132	4102	4099	4124	4174	4253
G 55.0	4003	4125	4003	3900	3822	3812	3805	3806	3885	3981
G 60.0	3692	3821	3692	3596	3533	3503	3502	3527	3583	3675
G 65.0	3333	3473	3333	3229	3162	3130	3129	3158	3222	3319
G 70.0	2886	3030	2886	2787	2725	2694	2691	2717	2779	2878
G 75.0	2357	2501	2357	2259	2200	2170	2166	2191	2250	2345
G 80.0	1718	1841	1718	1625	1562	1535	1532	1551	1609	1699
G 85.0	911	1009	911	842	795	769	759	768	807	869
G 90.0	114	132	114	103	96	93	93	96	103	114