


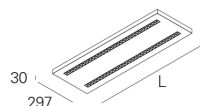
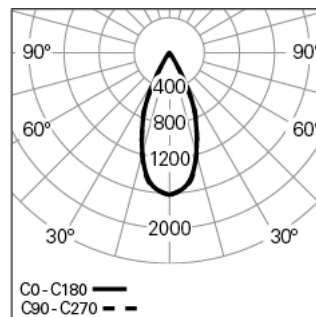
CORA L60W30 2 BOPTICS HF 830 W LO

TECHNICAL LIGHTING

90724L260EW0300



Light distribution



L=597mm

PRODUCT DESCRIPTION

Application Areas: Offices, Education, Health and care

Mounting Type: Suspended

Control Gear Included: Yes

Control Gear: LED driver 220-240VAC-50/60Hz

CORA L60W30 2 BOPTICS HF 830 W LO

CHARACTERISTICS

Luminaire Type: Rectangular luminaire

Luminaire Module: Individual

Insulation Class: I

Ingress Protection (IP): 20

Ambient Temperature Range (°C):]-5, 25[

Warranty (Years): 5

Current Supply Cable Entry Point: Back

MATERIALS

Body Material: Steel sheet

Finishing: Epoxy polyester powder coated

Colour: White (W)

Glow-wire Resistance (°C): 650

OPTICAL SYSTEM

Optical System: bOPTICS - Symmetric reflector

Light Distribution: Direct

Beam Angle (°): 44

TECHNICAL DATA

Light Source: LED

Input Power (W): 12

Input Driver Voltage: 220-240V-50/60Hz

Power Factor (λ): 0,89

Luminaire Luminous Flux (lm): 1500

Luminaire Efficacy (lm/W): 125

Unified Glare Rating (UGR): <10

LED Lifetime - Rated Median Useful Life: 80.000h @ L90, B10, Ta 25°C

CCT - Correlated Colour Temperature (K): 3000

Colour Rendering Index (CRI): >80

Chromaticity Tolerance (MacAdam step): <3

This Product Contains a Light Source of Energy Efficiency Class: C

LED Module Forward Voltage Range (VF): 32,6

Power Supply Dimming: ON/OFF

Central Battery Emergency Lighting System (VDC): 176-280

Maximum of Luminaires by Magnetic Circuit Breaker B16: <50

Inrush Current (A): 21

Pulse Duration (µs): 132

DIMENSIONS

L - Length (mm): 597

W - Width (mm): 297

H - Height (mm): 30

Net Weight (kg): 3.3

NOTES

- To complete the product it is necessary to order the suspension, the current supply cable and ceiling rose. Please order separately.