

**Luminaire**

Code 90726Q360  
Name CORA /E L60W60 3 BOPTICS K3 840 LO

**Measurem.**

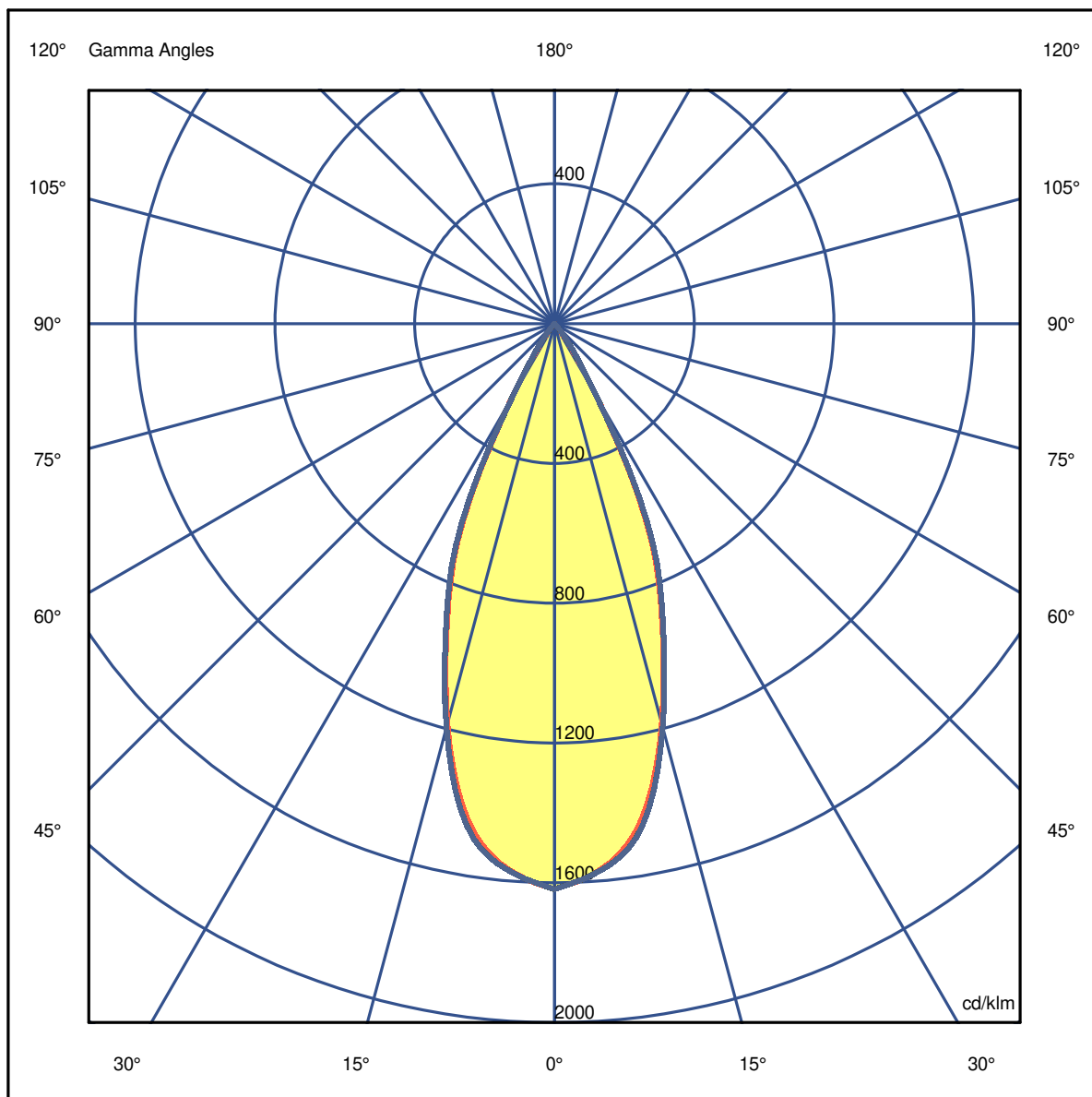
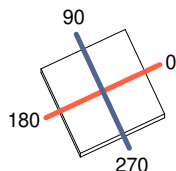
Code 28/7/2023  
Name CORA /E L60W60 3 BOPTICS K3 840 LO

Luminaire Flux	2359 lm	Luminaire Power	18.0 W	Efficacy	130.957 lm/W	Efficiency	81.13%
Source Flux	2907 lm	Maximum value	1617.80 cd/klm	Position	C=0.00 G=0.00	CG	Double Symmetrical

597mm x 597mm

C Halfplanes

180.0 ————— 0.0  
270.0 ————— 90.0



**Luminaire**

Code 90726Q360  
Name CORA /E L60W60 3 BOPTICS K3 840 LO

**Measurem.**

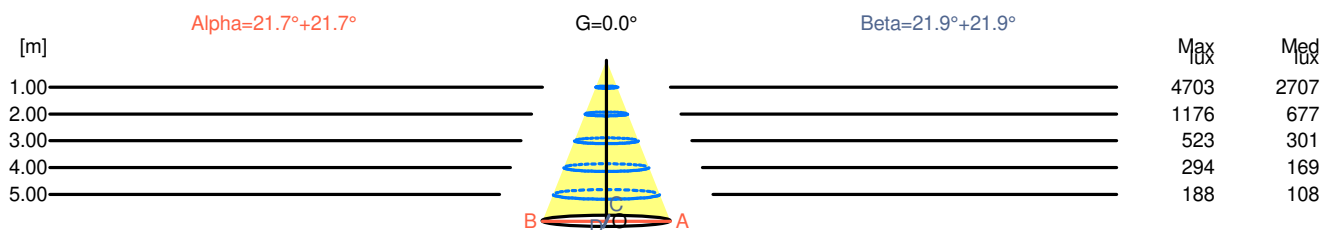
Code 28/7/2023  
Name CORA /E L60W60 3 BOPTICS K3 840 LO

Luminaire Flux	2359 lm	Luminaire Power	18.0 W	Efficacy	130.957 lm/W	Efficiency	81.13%
Source Flux	2907 lm	Maximum value	1617.80 cd/klm	Position	C=0.00 G=0.00	CG	Double Symmetrical

Width at 50.00 % of Max Intensity

H[m]	1.00	2.00	3.00	4.00	5.00	H[m]	1.00	2.00	3.00	4.00	5.00
OA	0.40	0.80	1.19	1.59	1.99	OC	0.40	0.81	1.21	1.61	2.01
OB	0.40	0.80	1.19	1.59	1.99	OD	0.40	0.81	1.21	1.61	2.01

	0	5	15	25	35	45	55	65	75	85
OA	4702.94	4550.04	3444.21	1791.87	217.44	4.07	1.16	0.00	0.00	0.00
OB	4702.94	4550.04	3444.21	1791.87	217.44	4.07	1.16	0.00	0.00	0.00
OC	4702.94	4557.59	3476.77	1831.12	244.19	5.23	1.16	0.00	0.00	0.00
OD	4702.94	4557.59	3476.77	1831.12	244.19	5.23	1.16	0.00	0.00	0.00



H[m]	D[m]	Max lux	Med lux	Alpha=21.7°+21.7°	G=0.0
1.00	0.80	4703	2707		
2.00	1.59	1176	677		
3.00	2.39	523	301		
4.00	3.19	294	169		
5.00	3.98	188	108		

H[m]	D[m]	Max lux	Med lux	Beta=21.9°+21.9°	G=0.0
1.00	0.81	4703	2707		
2.00	1.61	1176	677		
3.00	2.42	523	301		
4.00	3.22	294	169		
5.00	4.03	188	108		

**Luminaire**

Code 90726Q360  
Name CORA /E L60W60 3 BOPTICS K3 840 LO

**Measurem.**

Code 28/7/2023  
Name CORA /E L60W60 3 BOPTICS K3 840 LO

Luminaire Flux	2359 lm	Luminaire Power	18.0 W	Efficacy	130.957 lm/W	Efficiency	81.13%
Source Flux	2907 lm	Maximum value	1617.80 cd/klm	Position	C=0.00 G=0.00	CG	Double Symmetrical

**UGR**  
S = 0.250

Reflectancies										
Ceiling/Cavity	0.7	0.7	0.5	0.5	0.3	0.7	0.7	0.5	0.5	0.3
Walls	0.5	0.3	0.5	0.3	0.3	0.5	0.3	0.5	0.3	0.3
Working Plane	0.2	0.2	0.2	0.2	0.2	0.2	0.2	0.2	0.2	0.2
Room Dimensions										
Lateral View					Viewed Endwise					
x=2H y=2H	< 0	0.4	< 0	0.6	0.8	0.0	0.7	0.3	0.9	1.1
x=2H y=3H	< 0	0.2	< 0	0.4	0.7	< 0	0.5	0.2	0.7	0.9
x=2H y=4H	< 0	0.1	< 0	0.3	0.6	< 0	0.4	0.1	0.6	0.9
x=2H y=6H	< 0	< 0	< 0	0.3	0.5	< 0	0.3	0.1	0.5	0.8
x=2H y=8H	< 0	< 0	< 0	0.2	0.5	< 0	0.2	0.1	0.5	0.8
x=2H y=12H	< 0	< 0	< 0	0.1	0.5	< 0	0.1	0.0	0.4	0.7
x=4H y=2H	< 0	0.1	< 0	0.3	0.6	< 0	0.4	0.1	0.6	0.9
x=4H y=3H	< 0	< 0	< 0	0.1	0.5	< 0	0.1	0.0	0.4	0.7
x=4H y=4H	< 0	< 0	< 0	0.0	0.4	< 0	< 0	< 0	0.3	0.7
x=4H y=6H	< 0	< 0	< 0	< 0	0.3	< 0	< 0	< 0	0.2	0.6
x=4H y=8H	< 0	< 0	< 0	< 0	0.3	< 0	< 0	< 0	0.2	0.5
x=4H y=12H	< 0	< 0	< 0	< 0	0.2	< 0	< 0	< 0	0.1	0.5
x=8H y=4H	< 0	< 0	< 0	< 0	0.3	< 0	< 0	< 0	0.2	0.5
x=8H y=6H	< 0	< 0	< 0	< 0	0.2	< 0	< 0	< 0	0.0	0.5
x=8H y=8H	< 0	< 0	< 0	< 0	0.2	< 0	< 0	< 0	< 0	0.4
x=8H y=12H	< 0	< 0	< 0	< 0	0.1	< 0	< 0	< 0	< 0	0.4
x=12H y=4H	< 0	< 0	< 0	< 0	0.2	< 0	< 0	< 0	0.1	0.5
x=12H y=6H	< 0	< 0	< 0	< 0	0.2	< 0	< 0	< 0	< 0	0.4
x=12H y=8H	< 0	< 0	< 0	< 0	0.1	< 0	< 0	< 0	< 0	0.4

**Luminaire**

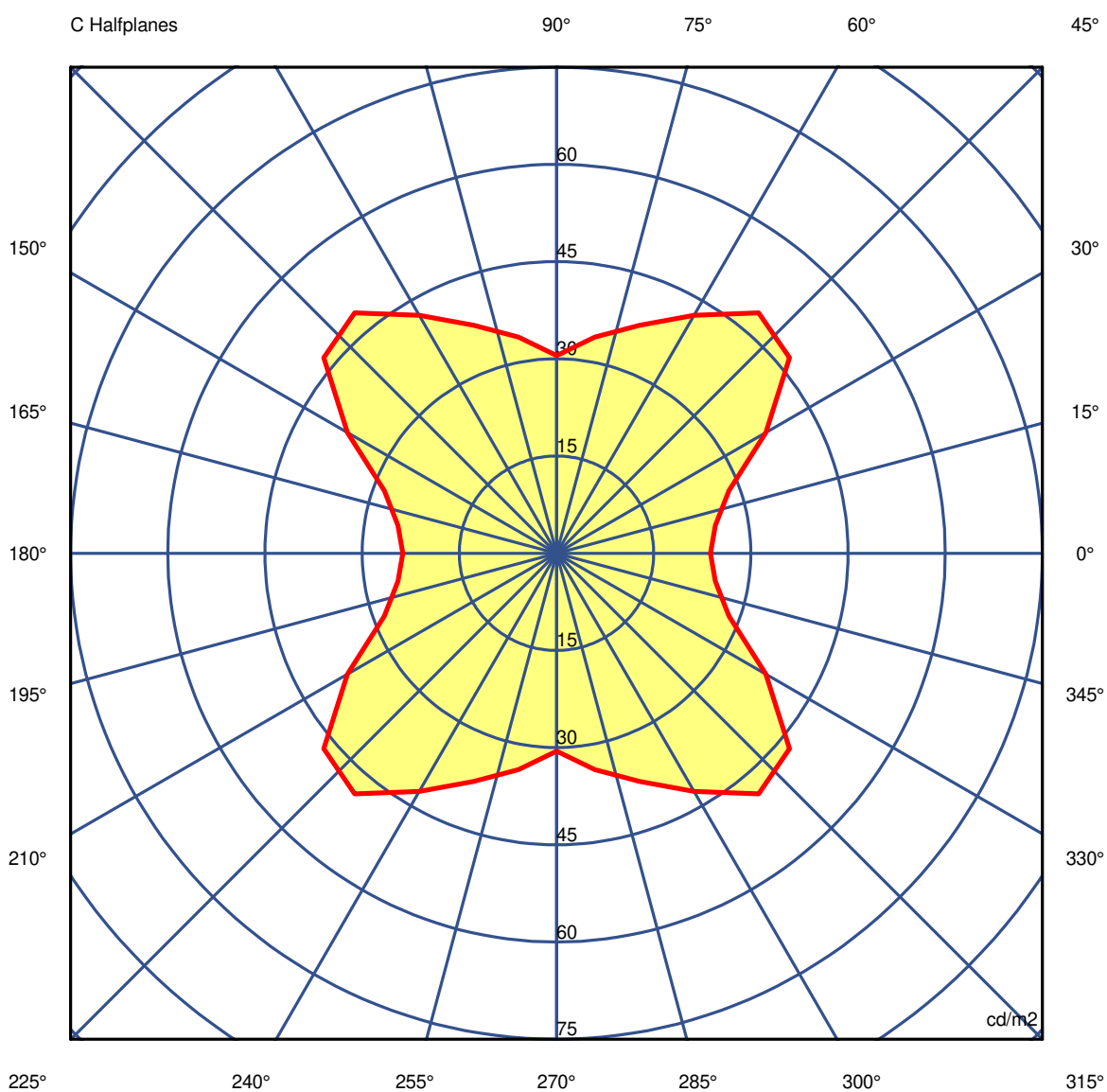
Code 90726Q360  
Name CORA /E L60W60 3 BOPTICS K3 840 LO

**Measurem.**

Code 28/7/2023  
Name CORA /E L60W60 3 BOPTICS K3 840 LO

Luminaire Flux	2359 lm	Luminaire Power	18.0 W	Efficacy	130.957 lm/W	Efficiency	81.13%
Source Flux	2907 lm	Maximum value	1617.80 cd/klm	Position	C=0.00 G=0.00	CG Double Symmetrical	

Luminance



45.0°

**Luminaire**

Code 90726Q360

Name CORA /E L60W60 3 BOPTICS K3 840 LO

**Measurem.**

Code 28/7/2023

Name CORA /E L60W60 3 BOPTICS K3 840 LO

Luminaire Flux	2359 lm		Luminaire Power		18.0 W		Efficacy		130.957 lm/W		Efficiency		81.13%	
Source Flux	2907 lm		Maximum value		1617.80 cd/klm		Position		C=0.00 G=0.00		CG		Double Symmetrical	
Luminance cd/m2 Table 1/3														
	C 0.00	C 10.00	C 20.00	C 30.00	C 40.00	C 50.00	C 60.00	C 70.00	C 80.00	C 90.00	C 100.00	C 110.00	C 120.00	
G 0.0	19406	19406	19406	19406	19406	19406	19406	19406	19406	19406	19406	19406	19406	
G 5.0	18847	18847	18850	18856	18852	18855	18866	18872	18875	18878	18875	18872	18866	
G 10.0	17521	17529	17546	17565	17577	17604	17648	17689	17715	17728	17715	17689	17648	
G 15.0	14713	14672	14660	14675	14692	14730	14787	14835	14851	14852	14851	14835	14787	
G 20.0	11459	11461	11467	11478	11496	11522	11554	11580	11587	11574	11587	11580	11554	
G 25.0	8158	8172	8187	8207	8235	8251	8273	8339	8368	8337	8368	8339	8273	
G 30.0	3316	3328	3369	3434	3421	3431	3459	3393	3355	3352	3355	3393	3459	
G 35.0	1095	1105	1115	1130	1157	1184	1207	1226	1233	1230	1233	1226	1207	
G 40.0	113	138	173	211	234	243	243	235	220	197	220	235	243	
G 45.0	24	25	28	37	47	48	42	37	34	31	34	37	42	
G 50.0	13	13	14	15	20	23	21	18	16	17	16	18	21	
G 55.0	8	8	8	8	8	8	8	8	8	8	8	8	8	
G 60.0	0	0	2	7	9	10	10	9	5	0	5	9	10	
G 65.0	0	0	0	0	0	0	0	0	0	0	0	0	0	
G 70.0	0	0	0	0	0	0	0	0	0	0	0	0	0	
G 75.0	0	0	0	0	0	0	0	0	0	0	0	0	0	
G 80.0	0	0	0	0	0	0	0	0	0	0	0	0	0	
G 85.0	0	0	0	0	0	0	0	0	0	0	0	0	0	
G 90.0	0	0	0	0	0	0	0	0	0	0	0	0	0	

**Luminaire**

Code 90726Q360

Name CORA /E L60W60 3 BOPTICS K3 840 LO

**Measurement**

Code 28/7/2023

Name CORA /E L60W60 3 BOPTICS K3 840 LO

Luminaire Flux	2359 lm	Luminaire Power		18.0 W		Efficacy		130.957 lm/W		Efficiency		81.13%	
Source Flux	2907 lm	Maximum value		1617.80 cd/klm		Position		C=0.00 G=0.00		CG		Double Symmetrical	
Luminance cd/m2 Table 2/3													
	C 130.00	C 140.00	C 150.00	C 160.00	C 170.00	C 180.00	C 190.00	C 200.00	C 210.00	C 220.00	C 230.00	C 240.00	C 250.00
G 0.0	19406	19406	19406	19406	19406	19406	19406	19406	19406	19406	19406	19406	19406
G 5.0	18855	18852	18856	18850	18847	18847	18847	18850	18856	18852	18855	18866	18872
G 10.0	17604	17577	17565	17546	17529	17521	17529	17546	17565	17577	17604	17648	17689
G 15.0	14730	14692	14675	14660	14672	14713	14672	14660	14675	14692	14730	14787	14835
G 20.0	11522	11496	11478	11467	11461	11459	11461	11467	11478	11496	11522	11554	11580
G 25.0	8251	8235	8207	8187	8172	8158	8172	8187	8207	8235	8251	8273	8339
G 30.0	3431	3421	3434	3369	3328	3316	3328	3369	3434	3421	3431	3459	3393
G 35.0	1184	1157	1130	1115	1105	1095	1105	1115	1130	1157	1184	1207	1226
G 40.0	243	234	211	173	138	113	138	173	211	234	243	243	235
G 45.0	48	47	37	28	25	24	25	28	37	47	48	42	37
G 50.0	23	20	15	14	13	13	13	14	15	20	23	21	18
G 55.0	8	8	8	8	8	8	8	8	8	8	8	8	8
G 60.0	10	9	7	2	0	0	0	2	7	9	10	10	9
G 65.0	0	0	0	0	0	0	0	0	0	0	0	0	0
G 70.0	0	0	0	0	0	0	0	0	0	0	0	0	0
G 75.0	0	0	0	0	0	0	0	0	0	0	0	0	0
G 80.0	0	0	0	0	0	0	0	0	0	0	0	0	0
G 85.0	0	0	0	0	0	0	0	0	0	0	0	0	0
G 90.0	0	0	0	0	0	0	0	0	0	0	0	0	0

**Luminaire**

Code 90726Q360

Name CORA /E L60W60 3 BOPTICS K3 840 LO

**Measurem.**

Code 28/7/2023

Name CORA /E L60W60 3 BOPTICS K3 840 LO

Luminaire Flux	2359 lm	Luminaire Power	18.0 W	Efficacy	130.957 lm/W	Efficiency	81.13%
Source Flux	2907 lm	Maximum value	1617.80 cd/klm	Position	C=0.00 G=0.00	CG	Double Symmetrical

**Luminance cd/m2 Table 3/3**

	C 260.00	C 270.00	C 280.00	C 290.00	C 300.00	C 310.00	C 320.00	C 330.00	C 340.00	C 350.00
G 0.0	19406	19406	19406	19406	19406	19406	19406	19406	19406	19406
G 5.0	18875	18878	18875	18872	18866	18855	18852	18856	18850	18847
G 10.0	17715	17728	17715	17689	17648	17604	17577	17565	17546	17529
G 15.0	14851	14852	14851	14835	14787	14730	14692	14675	14660	14672
G 20.0	11587	11574	11587	11580	11554	11522	11496	11478	11467	11461
G 25.0	8368	8337	8368	8339	8273	8251	8235	8207	8187	8172
G 30.0	3355	3352	3355	3393	3459	3431	3421	3434	3369	3328
G 35.0	1233	1230	1233	1226	1207	1184	1157	1130	1115	1105
G 40.0	220	197	220	235	243	243	234	211	173	138
G 45.0	34	31	34	37	42	48	47	37	28	25
G 50.0	16	17	16	18	21	23	20	15	14	13
G 55.0	8	8	8	8	8	8	8	8	8	8
G 60.0	5	0	5	9	10	10	9	7	2	0
G 65.0	0	0	0	0	0	0	0	0	0	0
G 70.0	0	0	0	0	0	0	0	0	0	0
G 75.0	0	0	0	0	0	0	0	0	0	0
G 80.0	0	0	0	0	0	0	0	0	0	0
G 85.0	0	0	0	0	0	0	0	0	0	0
G 90.0	0	0	0	0	0	0	0	0	0	0