

Luminaire

Code 90727L260

Name CORA L60W30 2 BOPTICS K3 840 HO

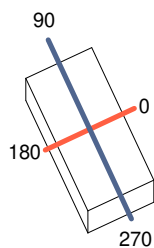
Measurem.

Code 28/7/2023

Name CORA L60W30 2 BOPTICS K3 840 HO

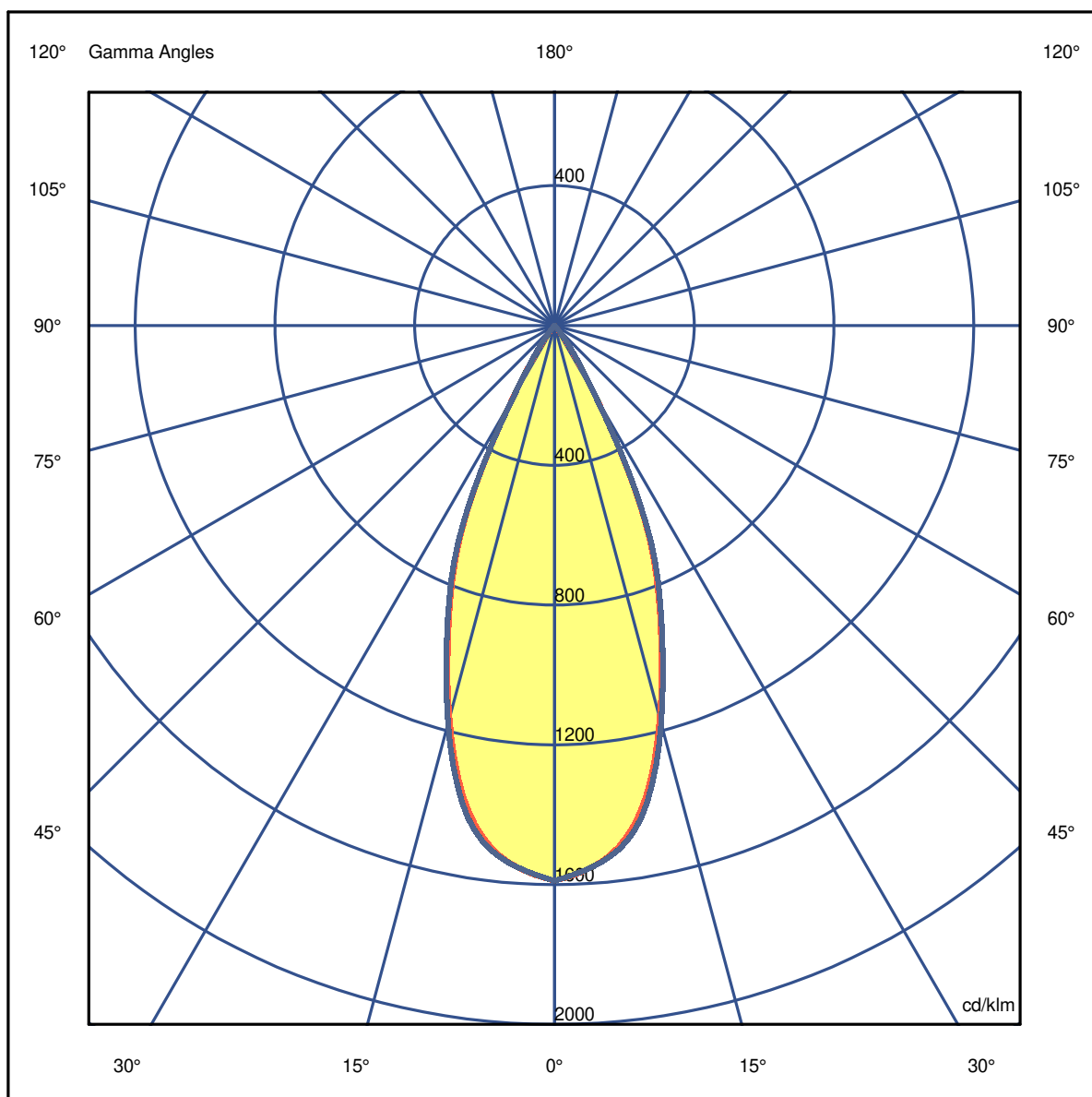
Luminaire Flux	2265 lm	Luminaire Power	18.2 W	Efficacy	124.741 lm/W	Efficiency	79.76%
Source Flux	2840 lm	Maximum value	1588.50 cd/klm	Position	C=0.00 G=0.00	CG	Double Symmetrical

597mm x 297mm



C Halfplanes

180.0 — 0.0
270.0 — 90.0



Luminaire

Code 90727L260
Name CORA L60W30 2 BOPTICS K3 840 HO

Measurem.

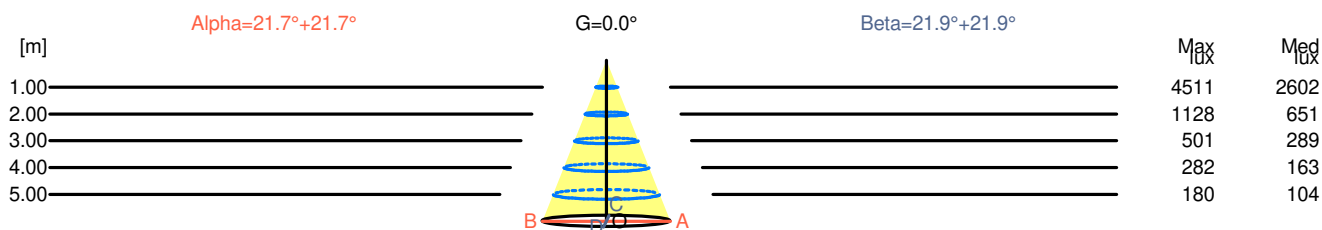
Code 28/7/2023
Name CORA L60W30 2 BOPTICS K3 840 HO

Luminaire Flux	2265 lm	Luminaire Power	18.2 W	Efficacy	124.741 lm/W	Efficiency	79.76%
Source Flux	2840 lm	Maximum value	1588.50 cd/klm	Position	C=0.00 G=0.00	CG	Double Symmetrical

Width at 50.00 % of Max Intensity

H[m]	1.00	2.00	3.00	4.00	5.00	H[m]	1.00	2.00	3.00	4.00	5.00
OA	0.40	0.80	1.19	1.59	1.99	OC	0.40	0.81	1.21	1.61	2.01
OB	0.40	0.80	1.19	1.59	1.99	OD	0.40	0.81	1.21	1.61	2.01

	0	5	15	25	35	45	55	65	75	85
OA	4511.34	4372.75	3301.22	1708.54	210.44	3.41	0.00	0.00	0.00	0.00
OB	4511.34	4372.75	3301.22	1708.54	210.44	3.41	0.00	0.00	0.00	0.00
OC	4511.34	4376.44	3345.80	1740.35	231.46	5.40	0.00	0.00	0.00	0.00
OD	4511.34	4376.44	3345.80	1740.35	231.46	5.40	0.00	0.00	0.00	0.00



H[m]	D[m]	Max lux	Med lux	Alpha=21.7°+21.7°	G=0.0
1.00	0.80	4511	2602		
2.00	1.59	1128	651		
3.00	2.39	501	289		
4.00	3.18	282	163		
5.00	3.98	180	104		

H[m]	D[m]	Max lux	Med lux	Beta=21.9°+21.9°	G=0.0
1.00	0.81	4511	2602		
2.00	1.61	1128	651		
3.00	2.42	501	289		
4.00	3.22	282	163		
5.00	4.03	180	104		

Luminaire

Code 90727L260

Name CORA L60W30 2 BOPTICS K3 840 HO

Measurem.

Code 28/7/2023

Name CORA L60W30 2 BOPTICS K3 840 HO

Luminaire Flux	2265 lm	Luminaire Power	18.2 W	Efficacy	124.741 lm/W	Efficiency	79.76%
Source Flux	2840 lm	Maximum value	1588.50 cd/klm	Position	C=0.00 G=0.00	CG	Double Symmetrical

UGR
S = 0.250

Reflectancies										
Ceiling/Cavity	0.7	0.7	0.5	0.5	0.3	0.7	0.7	0.5	0.5	0.3
Walls	0.5	0.3	0.5	0.3	0.3	0.5	0.3	0.5	0.3	0.3
Working Plane	0.2	0.2	0.2	0.2	0.2	0.2	0.2	0.2	0.2	0.2
Room Dimensions	Lateral View					Viewed Endwise				
x=2H y=2H	2.9	3.6	3.2	3.8	4.0	3.1	3.7	3.3	3.9	4.1
x=2H y=3H	2.8	3.4	3.1	3.6	3.8	3.0	3.5	3.2	3.8	4.0
x=2H y=4H	2.7	3.3	3.0	3.5	3.8	2.9	3.4	3.2	3.7	3.9
x=2H y=6H	2.7	3.2	3.0	3.5	3.7	2.8	3.3	3.1	3.6	3.9
x=2H y=8H	2.6	3.1	3.0	3.4	3.7	2.8	3.2	3.1	3.5	3.8
x=2H y=12H	2.6	3.0	2.9	3.3	3.6	2.7	3.2	3.1	3.5	3.8
x=4H y=2H	2.7	3.3	3.0	3.5	3.8	2.9	3.4	3.2	3.7	3.9
x=4H y=3H	2.6	3.0	2.9	3.3	3.6	2.7	3.2	3.1	3.5	3.8
x=4H y=4H	2.5	2.9	2.9	3.2	3.6	2.7	3.0	3.0	3.4	3.7
x=4H y=6H	2.5	2.8	2.9	3.1	3.5	2.6	2.9	3.0	3.3	3.6
x=4H y=8H	2.4	2.7	2.8	3.1	3.5	2.5	2.8	2.9	3.2	3.6
x=4H y=12H	2.4	2.6	2.8	3.0	3.4	2.5	2.7	2.9	3.1	3.6
x=8H y=4H	2.4	2.7	2.8	3.1	3.5	2.5	2.8	2.9	3.2	3.6
x=8H y=6H	2.3	2.5	2.8	3.0	3.4	2.5	2.7	2.9	3.1	3.5
x=8H y=8H	2.3	2.4	2.7	2.9	3.4	2.4	2.6	2.9	3.0	3.5
x=8H y=12H	2.2	2.4	2.7	2.8	3.3	2.4	2.5	2.8	3.0	3.5
x=12H y=4H	2.4	2.6	2.8	3.0	3.4	2.5	2.7	2.9	3.1	3.6
x=12H y=6H	2.3	2.4	2.7	2.9	3.4	2.4	2.6	2.9	3.0	3.5
x=12H y=8H	2.2	2.4	2.7	2.8	3.3	2.4	2.5	2.8	3.0	3.5

Luminaire

Code 90727L260

Name CORA L60W30 2 BOPTICS K3 840 HO

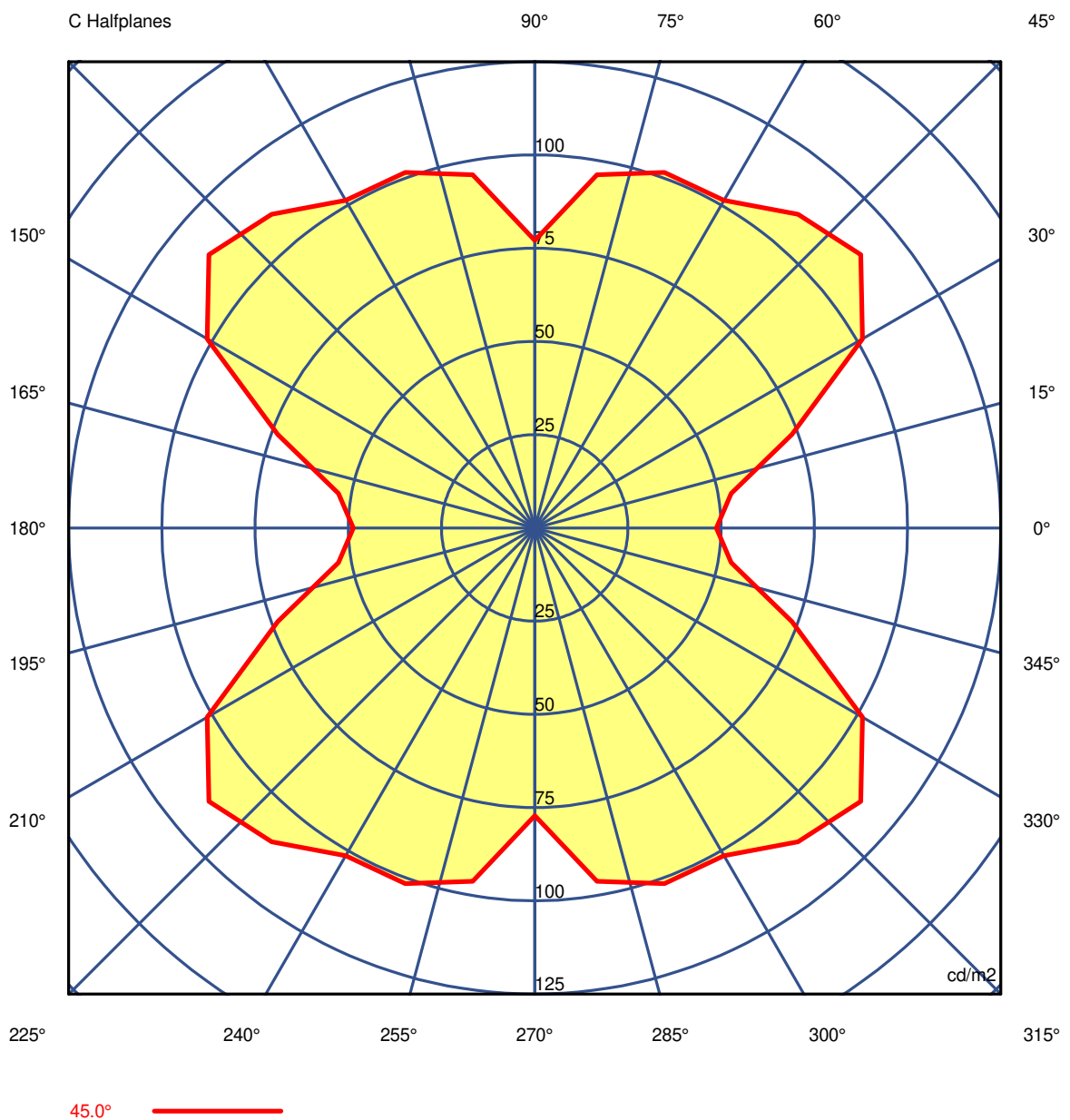
Measurem.

Code 28/7/2023

Name CORA L60W30 2 BOPTICS K3 840 HO

Luminaire Flux	2265 lm	Luminaire Power	18.2 W	Efficacy	124.741 lm/W	Efficiency	79.76%
Source Flux	2840 lm	Maximum value	1588.50 cd/klm	Position	C=0.00 G=0.00	CG Double Symmetrical	

Luminance



Luminaire

Code 90727L260

Name CORA L60W30 2 BOPTICS K3 840 HO

Measurement

Code 28/7/2023

Name CORA L60W30 2 BOPTICS K3 840 HO

Luminaire Flux	2265 lm	Luminaire Power		18.2 W		Efficacy		124.741 lm/W		Efficiency		79.76%	
Source Flux	2840 lm	Maximum value		1588.50 cd/klm		Position		C=0.00 G=0.00		CG		Double Symmetrical	
Luminance cd/m2 Table 1/3													
	C 0.00	C 10.00	C 20.00	C 30.00	C 40.00	C 50.00	C 60.00	C 70.00	C 80.00	C 90.00	C 100.00	C 110.00	C 120.00
G 0.0	45594	45594	45594	45594	45594	45594	45594	45594	45594	45594	45594	45594	45594
G 5.0	44362	44330	44338	44362	44348	44355	44391	44397	44400	44400	44400	44397	44391
G 10.0	41185	41207	41244	41293	41344	41421	41520	41601	41644	41657	41644	41601	41520
G 15.0	34541	34601	34622	34633	34697	34747	34805	34955	35039	35007	35039	34955	34805
G 20.0	26922	26941	26948	26949	26978	27068	27194	27277	27305	27295	27305	27277	27194
G 25.0	19053	19027	19032	19091	19198	19286	19344	19411	19436	19407	19436	19411	19344
G 30.0	7964	8000	8073	8137	8112	8118	8137	8033	7938	7915	7938	8033	8137
G 35.0	2596	2629	2672	2726	2782	2818	2835	2850	2856	2856	2856	2850	2835
G 40.0	348	376	449	543	583	590	577	535	485	438	485	535	577
G 45.0	49	53	73	101	114	110	101	101	96	77	96	101	101
G 50.0	54	54	54	54	54	54	54	54	54	54	54	54	54
G 55.0	0	0	0	0	41	68	60	41	20	0	20	41	60
G 60.0	0	0	0	0	0	0	0	0	0	0	0	0	0
G 65.0	0	0	0	0	0	0	0	0	0	0	0	0	0
G 70.0	0	0	0	0	0	0	0	0	0	0	0	0	0
G 75.0	0	0	0	0	0	0	0	0	0	0	0	0	0
G 80.0	0	0	0	0	0	0	0	0	0	0	0	0	0
G 85.0	0	0	0	0	0	0	0	0	0	0	0	0	0
G 90.0	0	0	0	0	0	0	0	0	0	0	0	0	0

Luminaire

Code 90727L260

Name CORA L60W30 2 BOPTICS K3 840 HO

Measurement

Code 28/7/2023

Name CORA L60W30 2 BOPTICS K3 840 HO

Luminaire Flux	2265 lm		Luminaire Power		18.2 W		Efficacy		124.741 lm/W		Efficiency		79.76%	
Source Flux	2840 lm		Maximum value		1588.50 cd/klm		Position		C=0.00 G=0.00		CG		Double Symmetrical	
Luminance cd/m2 Table 2/3														
	C 130.00	C 140.00	C 150.00	C 160.00	C 170.00	C 180.00	C 190.00	C 200.00	C 210.00	C 220.00	C 230.00	C 240.00	C 250.00	
G 0.0	45594	45594	45594	45594	45594	45594	45594	45594	45594	45594	45594	45594	45594	
G 5.0	44355	44348	44362	44338	44330	44362	44330	44338	44362	44348	44355	44391	44397	
G 10.0	41421	41344	41293	41244	41207	41185	41207	41244	41293	41344	41421	41520	41601	
G 15.0	34747	34697	34633	34622	34601	34541	34601	34622	34633	34697	34747	34805	34955	
G 20.0	27068	26978	26949	26948	26941	26922	26941	26948	26949	26978	27068	27194	27277	
G 25.0	19286	19198	19091	19032	19027	19053	19027	19032	19091	19198	19286	19344	19411	
G 30.0	8118	8112	8137	8073	8000	7964	8000	8073	8137	8112	8118	8137	8033	
G 35.0	2818	2782	2726	2672	2629	2596	2629	2672	2726	2782	2818	2835	2850	
G 40.0	590	583	543	449	376	348	376	449	543	583	590	577	535	
G 45.0	110	114	101	73	53	49	53	73	101	114	110	101	101	
G 50.0	54	54	54	54	54	54	54	54	54	54	54	54	54	
G 55.0	68	41	0	0	0	0	0	0	0	41	68	60	41	
G 60.0	0	0	0	0	0	0	0	0	0	0	0	0	0	
G 65.0	0	0	0	0	0	0	0	0	0	0	0	0	0	
G 70.0	0	0	0	0	0	0	0	0	0	0	0	0	0	
G 75.0	0	0	0	0	0	0	0	0	0	0	0	0	0	
G 80.0	0	0	0	0	0	0	0	0	0	0	0	0	0	
G 85.0	0	0	0	0	0	0	0	0	0	0	0	0	0	
G 90.0	0	0	0	0	0	0	0	0	0	0	0	0	0	

Luminaire

Code 90727L260

Name CORA L60W30 2 BOPTICS K3 840 HO

Measurem.

Code 28/7/2023

Name CORA L60W30 2 BOPTICS K3 840 HO

Luminaire Flux	2265 lm	Luminaire Power	18.2 W	Efficacy	124.741 lm/W	Efficiency	79.76%
Source Flux	2840 lm	Maximum value	1588.50 cd/klm	Position	C=0.00 G=0.00	CG	Double Symmetrical

Luminance cd/m2 Table 3/3

	C 260.00	C 270.00	C 280.00	C 290.00	C 300.00	C 310.00	C 320.00	C 330.00	C 340.00	C 350.00
G 0.0	45594	45594	45594	45594	45594	45594	45594	45594	45594	45594
G 5.0	44400	44400	44400	44397	44391	44355	44348	44362	44338	44330
G 10.0	41644	41657	41644	41601	41520	41421	41344	41293	41244	41207
G 15.0	35039	35007	35039	34955	34805	34747	34697	34633	34622	34601
G 20.0	27305	27295	27305	27277	27194	27068	26978	26949	26948	26941
G 25.0	19436	19407	19436	19411	19344	19286	19198	19091	19032	19027
G 30.0	7938	7915	7938	8033	8137	8118	8112	8137	8073	8000
G 35.0	2856	2856	2856	2850	2835	2818	2782	2726	2672	2629
G 40.0	485	438	485	535	577	590	583	543	449	376
G 45.0	96	77	96	101	101	110	114	101	73	53
G 50.0	54	54	54	54	54	54	54	54	54	54
G 55.0	20	0	20	41	60	68	41	0	0	0
G 60.0	0	0	0	0	0	0	0	0	0	0
G 65.0	0	0	0	0	0	0	0	0	0	0
G 70.0	0	0	0	0	0	0	0	0	0	0
G 75.0	0	0	0	0	0	0	0	0	0	0
G 80.0	0	0	0	0	0	0	0	0	0	0
G 85.0	0	0	0	0	0	0	0	0	0	0
G 90.0	0	0	0	0	0	0	0	0	0	0