
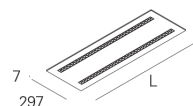
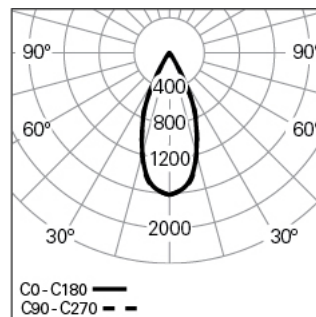


CORA /E L12W30 2 BOPTICS HF 840 W HO

TECHNICAL LIGHTING

90729L212EW0000**Light distribution**

L=1197mm

PRODUCT DESCRIPTION**Application Areas:** Offices, Education, Health and care**Mounting Type:** Recessed**Control Gear Included:** Yes**Control Gear:** LED driver 220-240VAC-50/60Hz**CORA /E L12W30 2 BOPTICS HF 840 W HO****CHARACTERISTICS****Luminaire Type:** Rectangular luminaire**Luminaire Module:** Individual**Insulation Class:** II**Ingress Protection (IP):** 20**Ambient Temperature Range (°C):**]-5, 25[**Ceiling Thickness (mm):** 1-25**Warranty (Years):** 5**Current Supply Cable Entry Point:** Back**MATERIALS****Body Material:** Steel sheet**Finishing:** Epoxy polyester powder coated**Colour:** White (W)**Glow-wire Resistance (°C):** 650**OPTICAL SYSTEM****Optical System:** bOPTICS - Symmetric reflector**Light Distribution:** Direct**Beam Angle (°):** 44**TECHNICAL DATA****Light Source:** LED**Input Power (W):** 39**Input Driver Voltage:** 220-240V-50/60Hz**Power Factor (λ):** 0,96**Luminaire Luminous Flux (lm):** 5286**Luminaire Efficacy (lm/W):** 136**Unified Glare Rating (UGR):** <10**LED Lifetime - Rated Median Useful Life:** 80.000h @ L90, B10, Ta 25°C**CCT - Correlated Colour Temperature (K):** 4000**Colour Rendering Index (CRI):** >80**Chromaticity Tolerance (MacAdam step):** <3**LED Module Forward Voltage Range (VF):** 33,7**Power Supply Dimming:** ON/OFF**Central Battery Emergency Lighting System (VDC):** 176-280**Maximum of Luminaires by Magnetic Circuit Breaker B16:** <25**Inrush Current (A):** 8**Pulse Duration (µs):** 48**DIMENSIONS****L - Length (mm):** 1197**W - Width (mm):** 297**H - Height (mm):** 27.2**D - Recess Dimensions (mm):** 1172x272**H - Recess Height (mm):** 79**Net Weight (kg):** 3.3**NOTES**

- For the recessed version in plasterboard ceilings order the recessed mounting kit (x4). Please order separately.