

Luminaire

Code 90729L215

Name CORA /E L15W30 2 BOPTICS K3 830 HO

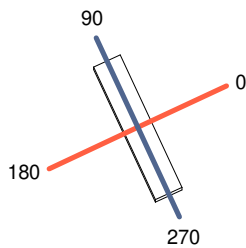
Measurem.

Code 28/7/2023

Name CORA /E L15W30 2 BOPTICS K3 830 HO

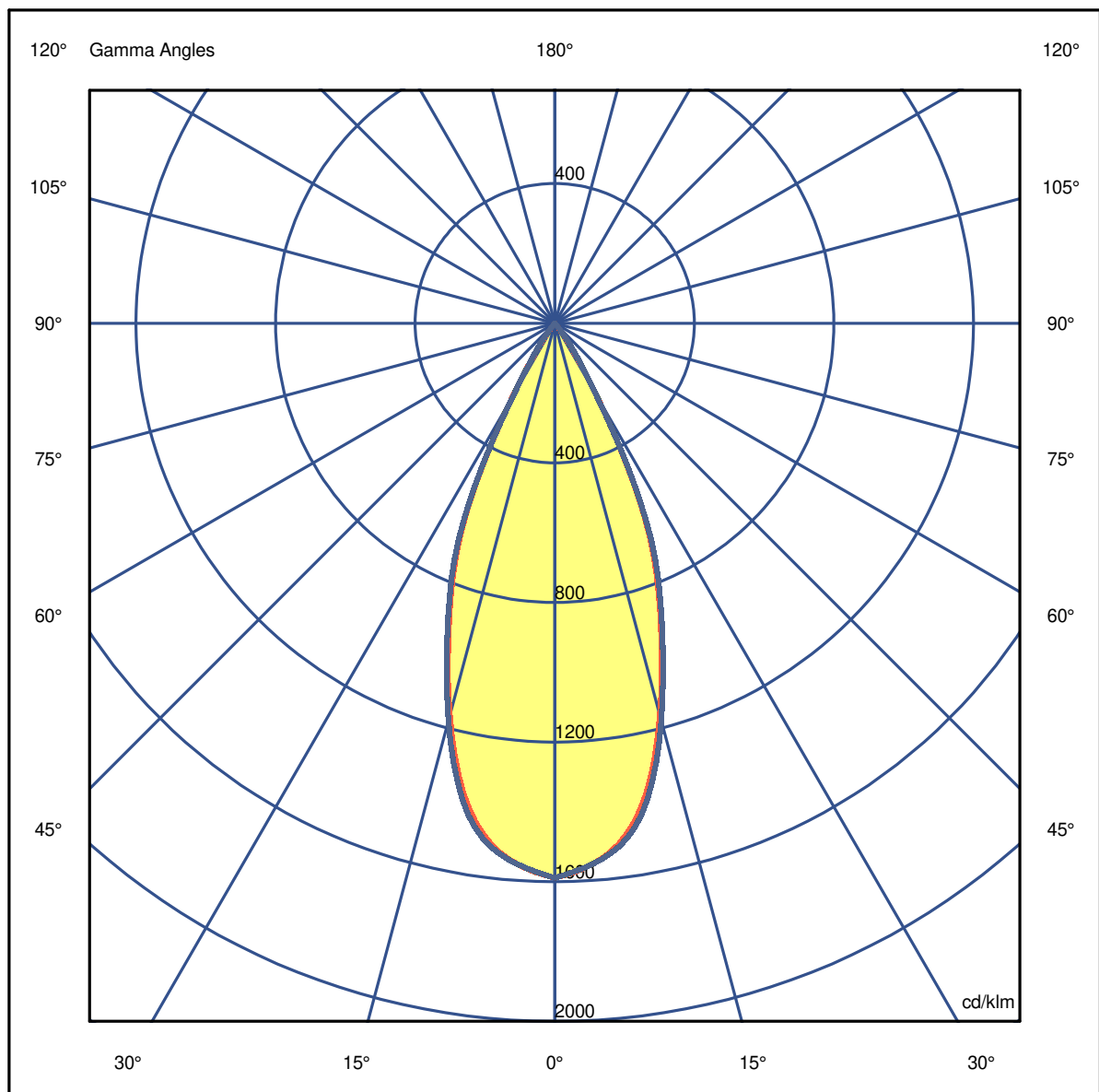
Luminaire Flux	6533 lm	Luminaire Power	50.3 W	Efficacy	129.977 lm/W	Efficiency	79.76%
Source Flux	8190 lm	Maximum value	1588.50 cd/klm	Position	C=0.00 G=0.00	CG	Double Symmetrical

1497mm x 297mm



C Halfplanes

180.0 — 0.0
270.0 — 90.0



Luminaire

Code 90729L215
Name CORA /E L15W30 2 BOPTICS K3 830 HO

Measurem.

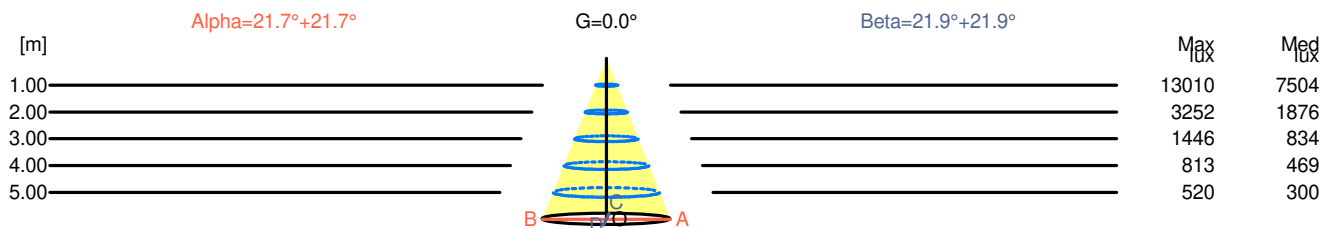
Code 28/7/2023
Name CORA /E L15W30 2 BOPTICS K3 830 HO

Luminaire Flux	6533 lm	Luminaire Power	50.3 W	Efficacy	129.977 lm/W	Efficiency	79.76%
Source Flux	8190 lm	Maximum value	1588.50 cd/klm	Position	C=0.00 G=0.00	CG	Double Symmetrical

Width at 50.00 % of Max Intensity

H[m]	1.00	2.00	3.00	4.00	5.00	H[m]	1.00	2.00	3.00	4.00	5.00
OA	0.40	0.80	1.19	1.59	1.99	OC	0.40	0.81	1.21	1.61	2.01
OB	0.40	0.80	1.19	1.59	1.99	OD	0.40	0.81	1.21	1.61	2.01

	0	5	15	25	35	45	55	65	75	85
OA	13009.82	12610.14	9520.06	4927.10	606.88	9.83	0.00	0.00	0.00	0.00
OB	13009.82	12610.14	9520.06	4927.10	606.88	9.83	0.00	0.00	0.00	0.00
OC	13009.82	12620.79	9648.64	5018.83	667.49	15.56	0.00	0.00	0.00	0.00
OD	13009.82	12620.79	9648.64	5018.83	667.49	15.56	0.00	0.00	0.00	0.00



H[m]	D[m]	Max lux	Med lux	Alpha=21.7°+21.7°	G=0.0	
1.00	0.80	13010	7504			
2.00	1.59	3252	1876			
3.00	2.39	1446	834			
4.00	3.18	813	469			
5.00	3.98	520	300			

H[m]	D[m]	Max lux	Med lux	Beta=21.9°+21.9°	G=0.0	
1.00	0.81	13010	7504			
2.00	1.61	3252	1876			
3.00	2.42	1446	834			
4.00	3.22	813	469			
5.00	4.03	520	300			

Luminaire

Code 90729L215

Name CORA /E L15W30 2 BOPTICS K3 830 HO

Measurem.

Code 28/7/2023

Name CORA /E L15W30 2 BOPTICS K3 830 HO

Luminaire Flux	6533 lm	Luminaire Power	50.3 W	Efficacy	129.977 lm/W	Efficiency	79.76%
Source Flux	8190 lm	Maximum value	1588.50 cd/klm	Position	C=0.00 G=0.00	CG	Double Symmetrical

UGR
S = 0.250

Reflectancies										
Ceiling/Cavity	0.7	0.7	0.5	0.5	0.3	0.7	0.7	0.5	0.5	0.3
Walls	0.5	0.3	0.5	0.3	0.3	0.5	0.3	0.5	0.3	0.3
Working Plane	0.2	0.2	0.2	0.2	0.2	0.2	0.2	0.2	0.2	0.2
Room Dimensions	Lateral View					Viewed Endwise				
x=2H y=2H	2.8	3.4	3.1	3.6	3.8	3.0	3.6	3.2	3.8	4.0
x=2H y=3H	2.7	3.2	3.0	3.5	3.7	2.8	3.4	3.1	3.6	3.8
x=2H y=4H	2.6	3.2	2.9	3.4	3.7	2.8	3.3	3.1	3.6	3.8
x=2H y=6H	2.5	3.0	2.9	3.3	3.6	2.7	3.2	3.0	3.5	3.7
x=2H y=8H	2.5	3.0	2.8	3.3	3.5	2.6	3.1	3.0	3.4	3.7
x=2H y=12H	2.5	2.9	2.8	3.2	3.5	2.6	3.0	3.0	3.4	3.7
x=4H y=2H	2.6	3.2	2.9	3.4	3.7	2.8	3.3	3.1	3.6	3.8
x=4H y=3H	2.5	2.9	2.8	3.2	3.5	2.6	3.0	3.0	3.4	3.7
x=4H y=4H	2.4	2.8	2.8	3.1	3.5	2.5	2.9	2.9	3.2	3.6
x=4H y=6H	2.3	2.6	2.7	3.0	3.4	2.5	2.8	2.9	3.1	3.5
x=4H y=8H	2.3	2.6	2.7	2.9	3.3	2.4	2.7	2.8	3.1	3.5
x=4H y=12H	2.2	2.5	2.7	2.9	3.3	2.4	2.6	2.8	3.0	3.4
x=8H y=4H	2.3	2.6	2.7	2.9	3.3	2.4	2.7	2.8	3.1	3.5
x=8H y=6H	2.2	2.4	2.6	2.8	3.3	2.3	2.5	2.8	3.0	3.4
x=8H y=8H	2.1	2.3	2.6	2.7	3.2	2.3	2.5	2.7	2.9	3.4
x=8H y=12H	2.1	2.2	2.6	2.7	3.2	2.2	2.4	2.7	2.8	3.3
x=12H y=4H	2.2	2.5	2.7	2.9	3.3	2.4	2.6	2.8	3.0	3.4
x=12H y=6H	2.1	2.3	2.6	2.7	3.2	2.3	2.5	2.7	2.9	3.4
x=12H y=8H	2.1	2.2	2.6	2.7	3.2	2.2	2.4	2.7	2.8	3.3

Luminaire

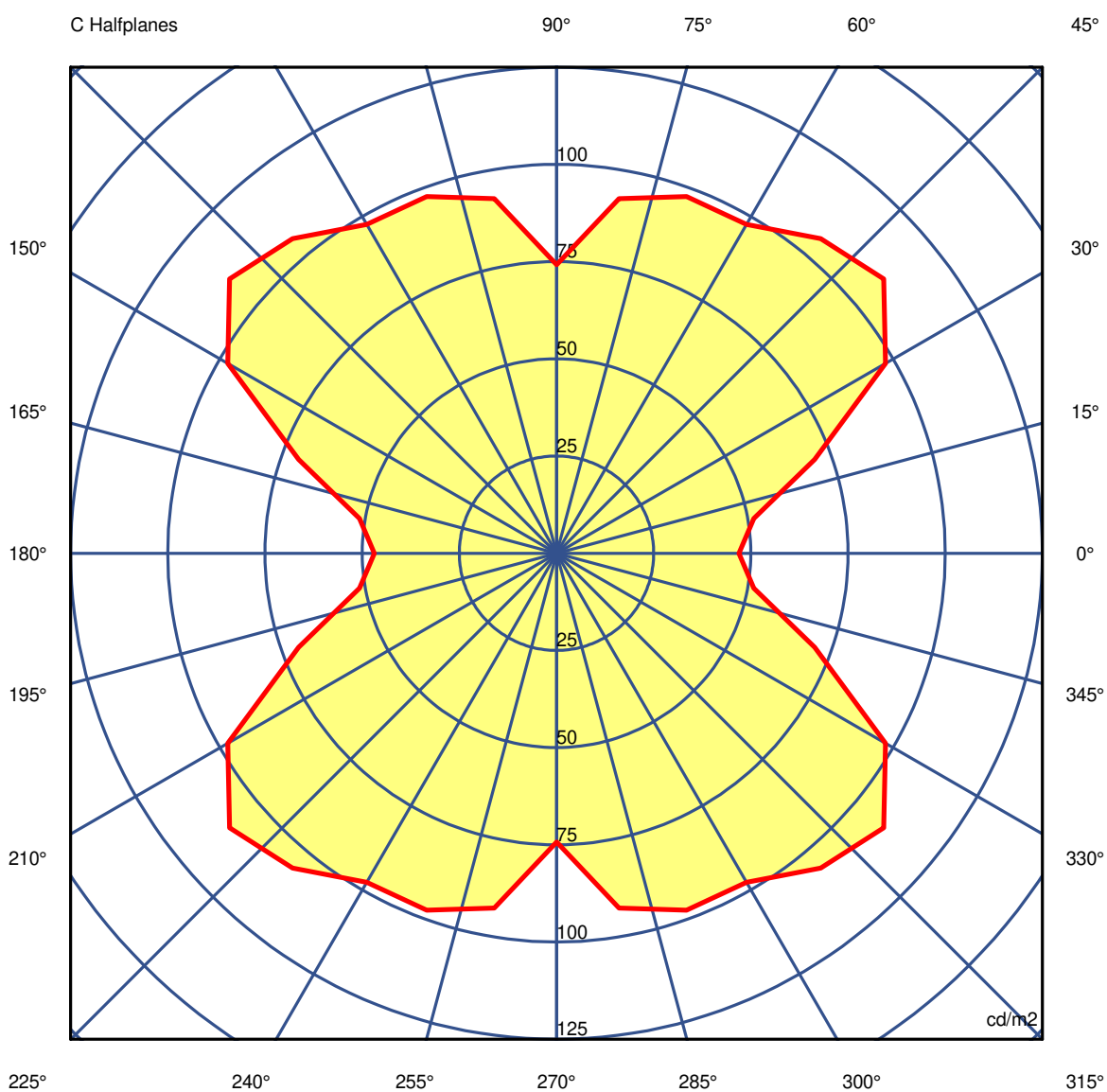
Code 90729L215
Name CORA /E L15W30 2 BOPTICS K3 830 HO

Measurem.

Code 28/7/2023
Name CORA /E L15W30 2 BOPTICS K3 830 HO

Luminaire Flux	6533 lm	Luminaire Power	50.3 W	Efficacy	129.977 lm/W	Efficiency	79.76%
Source Flux	8190 lm	Maximum value	1588.50 cd/klm	Position	C=0.00 G=0.00	CG	Double Symmetrical

Luminance



45.0°

Luminaire

Code 90729L215

Name CORA /E L15W30 2 BOPTICS K3 830 HO

Measurem.

Code 28/7/2023

Name CORA /E L15W30 2 BOPTICS K3 830 HO

Luminaire Flux	6533 lm		Luminaire Power		50.3 W		Efficacy		129.977 lm/W		Efficiency		79.76%	
Source Flux	8190 lm		Maximum value		1588.50 cd/klm		Position		C=0.00 G=0.00		CG		Double Symmetrical	
Luminance cd/m2 Table 1/3														
	C 0.00	C 10.00	C 20.00	C 30.00	C 40.00	C 50.00	C 60.00	C 70.00	C 80.00	C 90.00	C 100.00	C 110.00	C 120.00	
G 0.0	43889	43889	43889	43889	43889	43889	43889	43889	43889	43889	43889	43889	43889	
G 5.0	42703	42673	42680	42703	42690	42697	42731	42737	42739	42739	42739	42737	42731	
G 10.0	39645	39667	39702	39749	39798	39873	39968	40046	40087	40100	40087	40046	39968	
G 15.0	33249	33307	33328	33338	33399	33448	33504	33648	33729	33698	33729	33648	33504	
G 20.0	25915	25934	25940	25942	25969	26056	26177	26258	26284	26274	26284	26258	26177	
G 25.0	18340	18316	18321	18377	18480	18565	18621	18685	18709	18682	18709	18685	18621	
G 30.0	7666	7701	7771	7832	7809	7815	7832	7733	7641	7619	7641	7733	7832	
G 35.0	2499	2531	2572	2624	2678	2712	2729	2744	2749	2749	2749	2744	2729	
G 40.0	335	362	432	523	561	568	555	515	467	422	467	515	555	
G 45.0	47	51	71	98	110	106	98	98	93	74	93	98	98	
G 50.0	52	52	52	52	52	52	52	52	52	52	52	52	52	
G 55.0	0	0	0	0	39	66	58	39	19	0	19	39	58	
G 60.0	0	0	0	0	0	0	0	0	0	0	0	0	0	
G 65.0	0	0	0	0	0	0	0	0	0	0	0	0	0	
G 70.0	0	0	0	0	0	0	0	0	0	0	0	0	0	
G 75.0	0	0	0	0	0	0	0	0	0	0	0	0	0	
G 80.0	0	0	0	0	0	0	0	0	0	0	0	0	0	
G 85.0	0	0	0	0	0	0	0	0	0	0	0	0	0	
G 90.0	0	0	0	0	0	0	0	0	0	0	0	0	0	

Luminaire

Code 90729L215

Name CORA /E L15W30 2 BOPTICS K3 830 HO

Measurem.

Code 28/7/2023

Name CORA /E L15W30 2 BOPTICS K3 830 HO

Luminaire Flux		6533 lm		Luminaire Power		50.3 W		Efficacy		129.977 lm/W		Efficiency		79.76%	
Source Flux		8190 lm		Maximum value		1588.50 cd/klm		Position		C=0.00 G=0.00		CG		Double Symmetrical	
Luminance cd/m2														Table 2/3	
		C 130.00	C 140.00	C 150.00	C 160.00	C 170.00	C 180.00	C 190.00	C 200.00	C 210.00	C 220.00	C 230.00	C 240.00	C 250.00	
G 0.0	43889	43889	43889	43889	43889	43889	43889	43889	43889	43889	43889	43889	43889	43889	43889
G 5.0	42697	42690	42703	42680	42673	42703	42673	42680	42703	42690	42697	42731	42737	42737	42737
G 10.0	39873	39798	39749	39702	39667	39645	39667	39702	39749	39798	39873	39968	40046	40046	40046
G 15.0	33448	33399	33338	33328	33307	33249	33307	33328	33338	33399	33448	33504	33648	33648	33648
G 20.0	26056	25969	25942	25940	25934	25915	25934	25940	25942	25969	26056	26177	26258	26258	26258
G 25.0	18565	18480	18377	18321	18316	18340	18316	18321	18377	18480	18565	18621	18685	18685	18685
G 30.0	7815	7809	7832	7771	7701	7666	7701	7771	7832	7809	7815	7832	7733	7733	7733
G 35.0	2712	2678	2624	2572	2531	2499	2531	2572	2624	2678	2712	2729	2744	2744	2744
G 40.0	568	561	523	432	362	335	362	432	523	561	568	555	515	515	515
G 45.0	106	110	98	71	51	47	51	71	98	110	106	98	98	98	98
G 50.0	52	52	52	52	52	52	52	52	52	52	52	52	52	52	52
G 55.0	66	39	0	0	0	0	0	0	0	39	66	58	39	39	39
G 60.0	0	0	0	0	0	0	0	0	0	0	0	0	0	0	0
G 65.0	0	0	0	0	0	0	0	0	0	0	0	0	0	0	0
G 70.0	0	0	0	0	0	0	0	0	0	0	0	0	0	0	0
G 75.0	0	0	0	0	0	0	0	0	0	0	0	0	0	0	0
G 80.0	0	0	0	0	0	0	0	0	0	0	0	0	0	0	0
G 85.0	0	0	0	0	0	0	0	0	0	0	0	0	0	0	0
G 90.0	0	0	0	0	0	0	0	0	0	0	0	0	0	0	0

Luminaire

Code 90729L215

Name CORA /E L15W30 2 BOPTICS K3 830 HO

Measurem.

Code 28/7/2023

Name CORA /E L15W30 2 BOPTICS K3 830 HO

Luminaire Flux	6533 lm	Luminaire Power	50.3 W	Efficacy	129.977 lm/W	Efficiency	79.76%
Source Flux	8190 lm	Maximum value	1588.50 cd/klm	Position	C=0.00 G=0.00	CG	Double Symmetrical

Luminance cd/m2 Table 3/3

	C 260.00	C 270.00	C 280.00	C 290.00	C 300.00	C 310.00	C 320.00	C 330.00	C 340.00	C 350.00
G 0.0	43889	43889	43889	43889	43889	43889	43889	43889	43889	43889
G 5.0	42739	42739	42739	42737	42731	42697	42690	42703	42680	42673
G 10.0	40087	40100	40087	40046	39968	39873	39798	39749	39702	39667
G 15.0	33729	33698	33729	33648	33504	33448	33399	33338	33328	33307
G 20.0	26284	26274	26284	26258	26177	26056	25969	25942	25940	25934
G 25.0	18709	18682	18709	18685	18621	18565	18480	18377	18321	18316
G 30.0	7641	7619	7641	7733	7832	7815	7809	7832	7771	7701
G 35.0	2749	2749	2749	2744	2729	2712	2678	2624	2572	2531
G 40.0	467	422	467	515	555	568	561	523	432	362
G 45.0	93	74	93	98	98	106	110	98	71	51
G 50.0	52	52	52	52	52	52	52	52	52	52
G 55.0	19	0	19	39	58	66	39	0	0	0
G 60.0	0	0	0	0	0	0	0	0	0	0
G 65.0	0	0	0	0	0	0	0	0	0	0
G 70.0	0	0	0	0	0	0	0	0	0	0
G 75.0	0	0	0	0	0	0	0	0	0	0
G 80.0	0	0	0	0	0	0	0	0	0	0
G 85.0	0	0	0	0	0	0	0	0	0	0
G 90.0	0	0	0	0	0	0	0	0	0	0