

Luminaire

Code 90729Q460

Name CORA /E L60W60 4 BOPTICS K3 840 HO

Measurem.

Code 28/7/2023

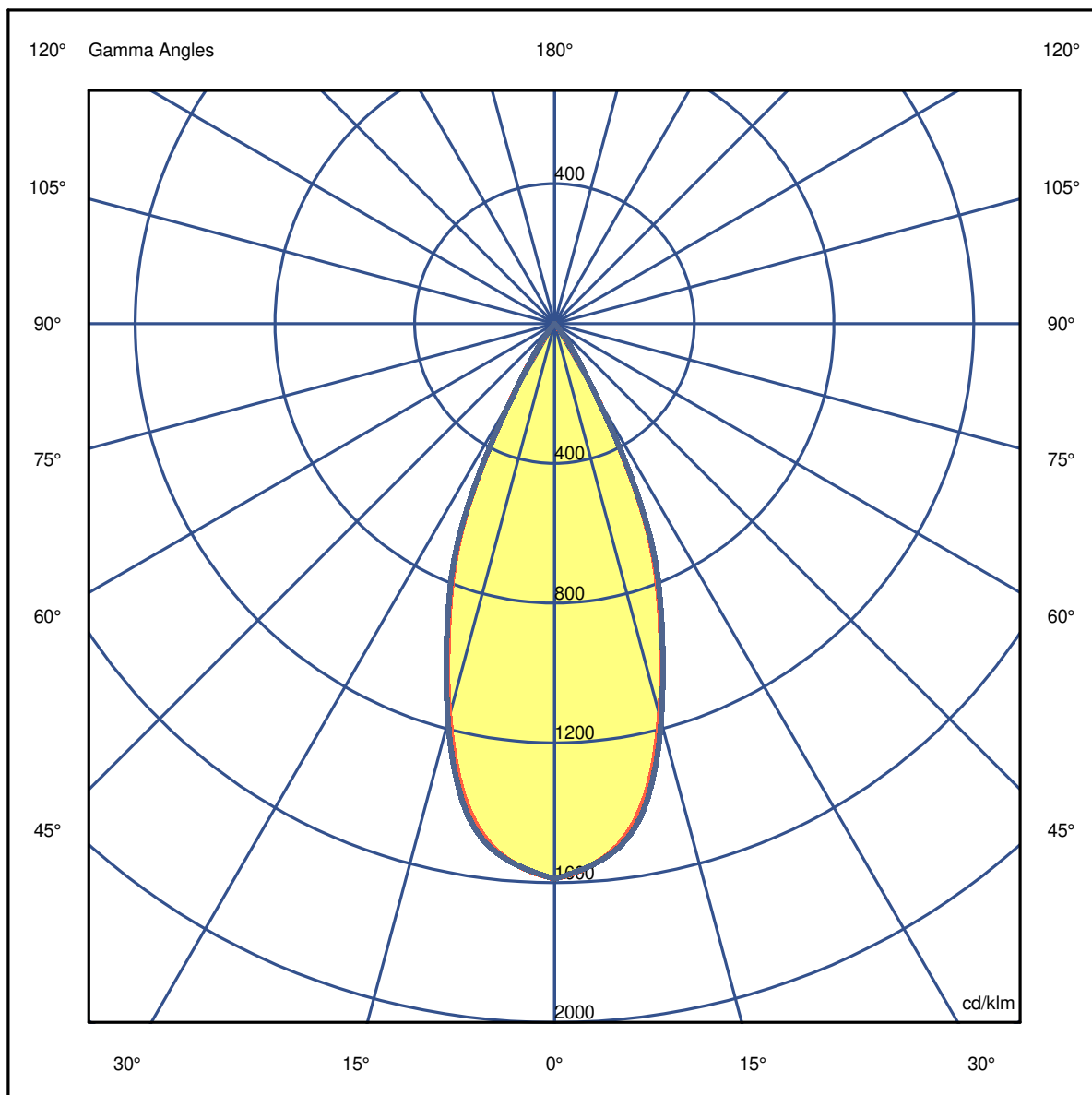
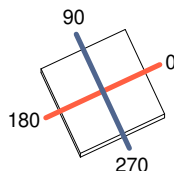
Name CORA /E L60W60 4 BOPTICS K3 840 HO

Luminaire Flux	4531 lm	Luminaire Power	33.7 W	Efficacy	134.319 lm/W	Efficiency	79.76%
Source Flux	5680 lm	Maximum value	1588.50 cd/klm	Position	C=0.00 G=0.00	CG	Double Symmetrical

597mm x 597mm

C Halfplanes

180.0 ————— 0.0
270.0 ————— 90.0



Luminaire

Code 90729Q460
Name CORA /E L60W60 4 BOPTICS K3 840 HO

Measurem.

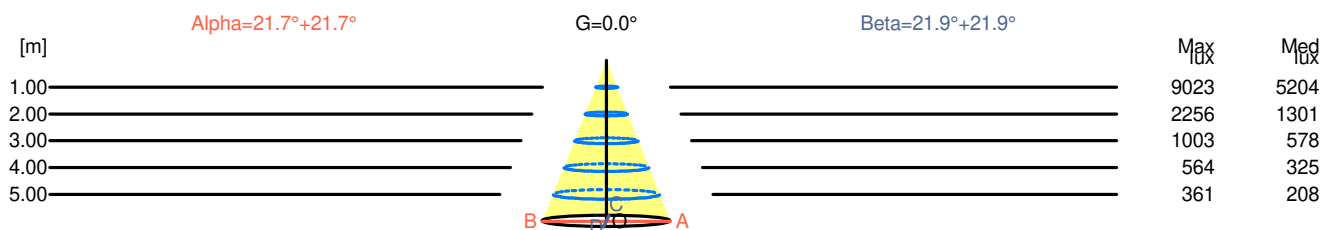
Code 28/7/2023
Name CORA /E L60W60 4 BOPTICS K3 840 HO

Luminaire Flux	4531 lm	Luminaire Power	33.7 W	Efficacy	134.319 lm/W	Efficiency	79.76%
Source Flux	5680 lm	Maximum value	1588.50 cd/klm	Position	C=0.00 G=0.00	CG	Double Symmetrical

Width at 50.00 % of Max Intensity

H[m]	1.00	2.00	3.00	4.00	5.00	H[m]	1.00	2.00	3.00	4.00	5.00
OA	0.40	0.80	1.19	1.59	1.99	OC	0.40	0.81	1.21	1.61	2.01
OB	0.40	0.80	1.19	1.59	1.99	OD	0.40	0.81	1.21	1.61	2.01

	0	5	15	25	35	45	55	65	75	85
OA	9022.68	8745.50	6602.43	3417.09	420.89	6.82	0.00	0.00	0.00	0.00
OB	9022.68	8745.50	6602.43	3417.09	420.89	6.82	0.00	0.00	0.00	0.00
OC	9022.68	8752.88	6691.61	3480.70	462.92	10.79	0.00	0.00	0.00	0.00
OD	9022.68	8752.88	6691.61	3480.70	462.92	10.79	0.00	0.00	0.00	0.00



H[m]	D[m]	Max lux	Med lux	Alpha=21.7°+21.7°	G=0.0	
1.00	0.80	9023	5204			
2.00	1.59	2256	1301			
3.00	2.39	1003	578			
4.00	3.18	564	325			
5.00	3.98	361	208			

H[m]	D[m]	Max lux	Med lux	Beta=21.9°+21.9°	G=0.0	
1.00	0.81	9023	5204			
2.00	1.61	2256	1301			
3.00	2.42	1003	578			
4.00	3.22	564	325			
5.00	4.03	361	208			

Luminaire

Code 90729Q460
Name CORA /E L60W60 4 BOPTICS K3 840 HO

Measurem.

Code 28/7/2023
Name CORA /E L60W60 4 BOPTICS K3 840 HO

Luminaire Flux	4531 lm	Luminaire Power	33.7 W	Efficacy	134.319 lm/W	Efficiency	79.76%
Source Flux	5680 lm	Maximum value	1588.50 cd/klm	Position	C=0.00 G=0.00	CG	Double Symmetrical

UGR
S = 0.250

Reflectancies										
Ceiling/Cavity	0.7	0.7	0.5	0.5	0.3	0.7	0.7	0.5	0.5	0.3
Walls	0.5	0.3	0.5	0.3	0.3	0.5	0.3	0.5	0.3	0.3
Working Plane	0.2	0.2	0.2	0.2	0.2	0.2	0.2	0.2	0.2	0.2
Room Dimensions										
Lateral View					Viewed Endwise					
x=2H y=2H	2.2	2.9	2.5	3.1	3.3	2.4	3.0	2.6	3.2	3.4
x=2H y=3H	2.1	2.7	2.4	2.9	3.1	2.2	2.8	2.5	3.0	3.3
x=2H y=4H	2.0	2.6	2.3	2.8	3.1	2.2	2.7	2.5	3.0	3.2
x=2H y=6H	2.0	2.5	2.3	2.8	3.0	2.1	2.6	2.4	2.9	3.2
x=2H y=8H	1.9	2.4	2.2	2.7	3.0	2.1	2.5	2.4	2.8	3.1
x=2H y=12H	1.9	2.3	2.2	2.6	2.9	2.0	2.5	2.4	2.8	3.1
x=4H y=2H	2.0	2.6	2.3	2.8	3.1	2.2	2.7	2.5	3.0	3.2
x=4H y=3H	1.9	2.3	2.2	2.6	2.9	2.0	2.5	2.4	2.8	3.1
x=4H y=4H	1.8	2.2	2.2	2.5	2.9	2.0	2.3	2.3	2.7	3.0
x=4H y=6H	1.8	2.1	2.1	2.4	2.8	1.9	2.2	2.3	2.6	2.9
x=4H y=8H	1.7	2.0	2.1	2.4	2.8	1.8	2.1	2.2	2.5	2.9
x=4H y=12H	1.7	1.9	2.1	2.3	2.7	1.8	2.0	2.2	2.4	2.9
x=8H y=4H	1.7	2.0	2.1	2.4	2.8	1.8	2.1	2.2	2.5	2.9
x=8H y=6H	1.6	1.8	2.1	2.3	2.7	1.8	2.0	2.2	2.4	2.8
x=8H y=8H	1.6	1.7	2.0	2.2	2.6	1.7	1.9	2.2	2.3	2.8
x=8H y=12H	1.5	1.7	2.0	2.1	2.6	1.7	1.8	2.1	2.3	2.7
x=12H y=4H	1.7	1.9	2.1	2.3	2.7	1.8	2.0	2.2	2.4	2.9
x=12H y=6H	1.6	1.7	2.0	2.2	2.6	1.7	1.9	2.2	2.3	2.8
x=12H y=8H	1.5	1.7	2.0	2.1	2.6	1.7	1.8	2.1	2.3	2.7

Luminaire

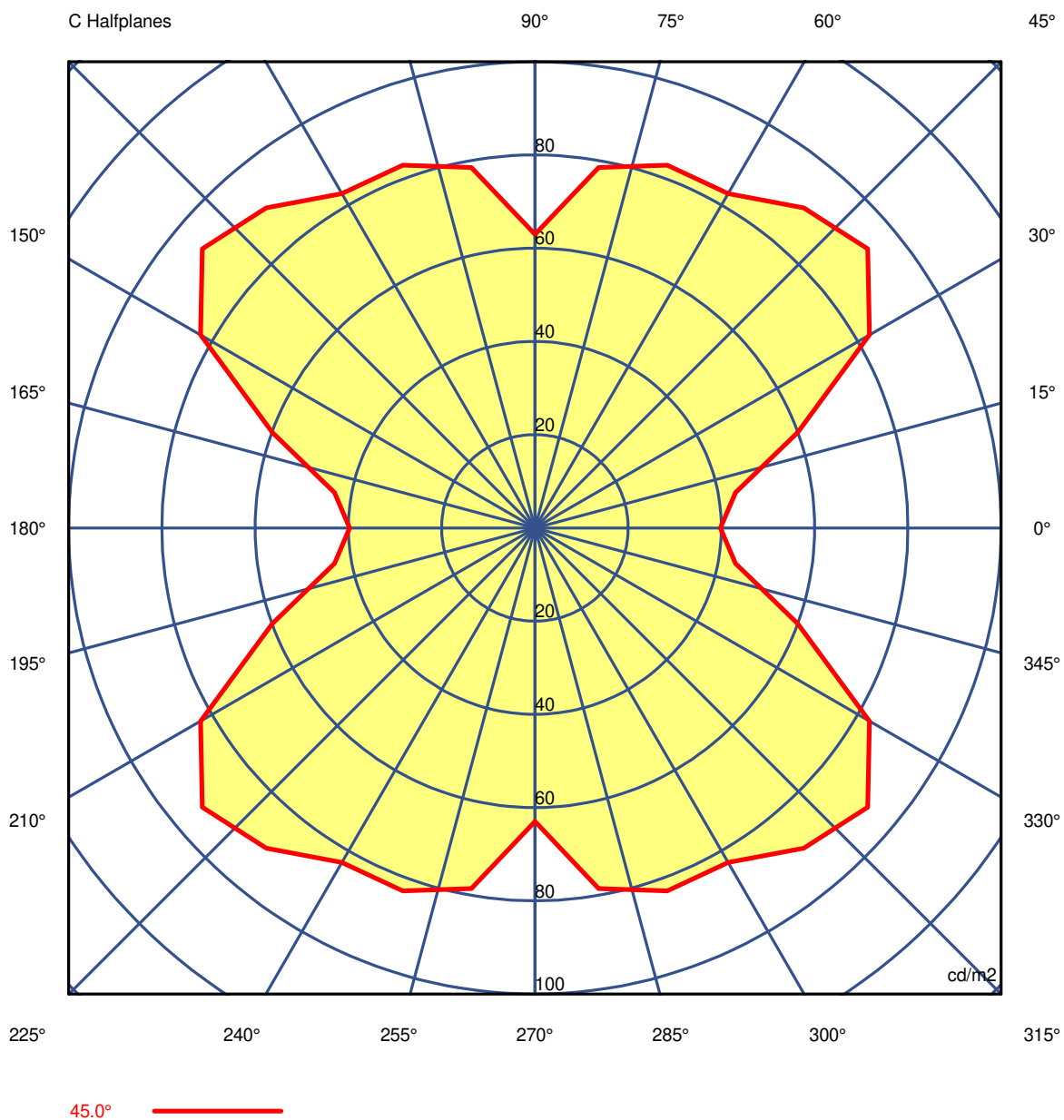
Code 90729Q460
Name CORA /E L60W60 4 BOPTICS K3 840 HO

Measurem.

Code 28/7/2023
Name CORA /E L60W60 4 BOPTICS K3 840 HO

Luminaire Flux	4531 lm	Luminaire Power	33.7 W	Efficacy	134.319 lm/W	Efficiency	79.76%
Source Flux	5680 lm	Maximum value	1588.50 cd/klm	Position	C=0.00 G=0.00	CG Double Symmetrical	

Luminance



Luminaire

Code 90729Q460

Name CORA /E L60W60 4 BOPTICS K3 840 HO

Measurement

Code 28/7/2023

Name CORA /E L60W60 4 BOPTICS K3 840 HO

Luminaire Flux	4531 lm	Luminaire Power	33.7 W	Efficacy	134.319 lm/W	Efficiency	79.76%						
Source Flux	5680 lm	Maximum value	1588.50 cd/klm	Position	C=0.00 G=0.00	CG	Double Symmetrical						
Luminance cd/m2 Table 1/3													
	C 0.00	C 10.00	C 20.00	C 30.00	C 40.00	C 50.00	C 60.00	C 70.00	C 80.00	C 90.00	C 100.00	C 110.00	C 120.00
G 0.0	37231	37231	37231	37231	37231	37231	37231	37231	37231	37231	37231	37231	37231
G 5.0	36225	36199	36205	36225	36213	36219	36248	36253	36255	36255	36255	36253	36248
G 10.0	33631	33649	33679	33719	33760	33823	33904	33970	34006	34016	34006	33970	33904
G 15.0	28205	28254	28271	28280	28332	28373	28421	28543	28612	28586	28612	28543	28421
G 20.0	21984	21999	22005	22006	22029	22103	22206	22274	22296	22288	22296	22274	22206
G 25.0	15558	15537	15541	15589	15677	15748	15796	15850	15871	15847	15871	15850	15796
G 30.0	6503	6532	6592	6644	6624	6629	6644	6560	6482	6463	6482	6560	6644
G 35.0	2120	2147	2182	2226	2271	2301	2315	2327	2332	2332	2332	2327	2315
G 40.0	285	307	367	444	476	482	471	437	396	358	396	437	471
G 45.0	40	44	60	83	93	90	83	83	79	63	79	83	83
G 50.0	44	44	44	44	44	44	44	44	44	44	44	44	44
G 55.0	0	0	0	0	33	56	49	33	16	0	16	33	49
G 60.0	0	0	0	0	0	0	0	0	0	0	0	0	0
G 65.0	0	0	0	0	0	0	0	0	0	0	0	0	0
G 70.0	0	0	0	0	0	0	0	0	0	0	0	0	0
G 75.0	0	0	0	0	0	0	0	0	0	0	0	0	0
G 80.0	0	0	0	0	0	0	0	0	0	0	0	0	0
G 85.0	0	0	0	0	0	0	0	0	0	0	0	0	0
G 90.0	0	0	0	0	0	0	0	0	0	0	0	0	0

Luminaire

Code 90729Q460

Name CORA /E L60W60 4 BOPTICS K3 840 HO

Measurem.

Code 28/7/2023

Name CORA /E L60W60 4 BOPTICS K3 840 HO

Luminaire Flux	4531 lm		Luminaire Power		33.7 W		Efficacy		134.319 lm/W		Efficiency		79.76%	
Source Flux	5680 lm		Maximum value		1588.50 cd/klm		Position		C=0.00 G=0.00		CG		Double Symmetrical	
Luminance cd/m2														
Table 2/3														
	C 130.00	C 140.00	C 150.00	C 160.00	C 170.00	C 180.00	C 190.00	C 200.00	C 210.00	C 220.00	C 230.00	C 240.00	C 250.00	
G 0.0	37231	37231	37231	37231	37231	37231	37231	37231	37231	37231	37231	37231	37231	
G 5.0	36219	36213	36225	36205	36199	36225	36199	36205	36225	36213	36219	36248	36253	
G 10.0	33823	33760	33719	33679	33649	33631	33649	33679	33719	33760	33823	33904	33970	
G 15.0	28373	28332	28280	28271	28254	28205	28254	28271	28280	28332	28373	28421	28543	
G 20.0	22103	22029	22006	22005	21999	21984	21999	22005	22006	22029	22103	22206	22274	
G 25.0	15748	15677	15589	15541	15537	15558	15537	15541	15589	15677	15748	15796	15850	
G 30.0	6629	6624	6644	6592	6532	6503	6532	6592	6644	6624	6629	6644	6560	
G 35.0	2301	2271	2226	2182	2147	2120	2147	2182	2226	2271	2301	2315	2327	
G 40.0	482	476	444	367	307	285	307	367	444	476	482	471	437	
G 45.0	90	93	83	60	44	40	44	60	83	93	90	83	83	
G 50.0	44	44	44	44	44	44	44	44	44	44	44	44	44	
G 55.0	56	33	0	0	0	0	0	0	0	33	56	49	33	
G 60.0	0	0	0	0	0	0	0	0	0	0	0	0	0	
G 65.0	0	0	0	0	0	0	0	0	0	0	0	0	0	
G 70.0	0	0	0	0	0	0	0	0	0	0	0	0	0	
G 75.0	0	0	0	0	0	0	0	0	0	0	0	0	0	
G 80.0	0	0	0	0	0	0	0	0	0	0	0	0	0	
G 85.0	0	0	0	0	0	0	0	0	0	0	0	0	0	
G 90.0	0	0	0	0	0	0	0	0	0	0	0	0	0	

Luminaire

Code 90729Q460

Name CORA /E L60W60 4 BOPTICS K3 840 HO

Measurem.

Code 28/7/2023

Name CORA /E L60W60 4 BOPTICS K3 840 HO

Luminaire Flux	4531 lm	Luminaire Power	33.7 W	Efficacy	134.319 lm/W	Efficiency	79.76%
Source Flux	5680 lm	Maximum value	1588.50 cd/klm	Position	C=0.00 G=0.00	CG	Double Symmetrical

Luminance cd/m2 Table 3/3

	C 260.00	C 270.00	C 280.00	C 290.00	C 300.00	C 310.00	C 320.00	C 330.00	C 340.00	C 350.00
G 0.0	37231	37231	37231	37231	37231	37231	37231	37231	37231	37231
G 5.0	36255	36255	36255	36253	36248	36219	36213	36225	36205	36199
G 10.0	34006	34016	34006	33970	33904	33823	33760	33719	33679	33649
G 15.0	28612	28586	28612	28543	28421	28373	28332	28280	28271	28254
G 20.0	22296	22288	22296	22274	22206	22103	22029	22006	22005	21999
G 25.0	15871	15847	15871	15850	15796	15748	15677	15589	15541	15537
G 30.0	6482	6463	6482	6560	6644	6629	6624	6644	6592	6532
G 35.0	2332	2332	2332	2327	2315	2301	2271	2226	2182	2147
G 40.0	396	358	396	437	471	482	476	444	367	307
G 45.0	79	63	79	83	83	90	93	83	60	44
G 50.0	44	44	44	44	44	44	44	44	44	44
G 55.0	16	0	16	33	49	56	33	0	0	0
G 60.0	0	0	0	0	0	0	0	0	0	0
G 65.0	0	0	0	0	0	0	0	0	0	0
G 70.0	0	0	0	0	0	0	0	0	0	0
G 75.0	0	0	0	0	0	0	0	0	0	0
G 80.0	0	0	0	0	0	0	0	0	0	0
G 85.0	0	0	0	0	0	0	0	0	0	0
G 90.0	0	0	0	0	0	0	0	0	0	0