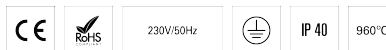


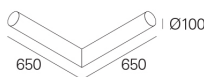
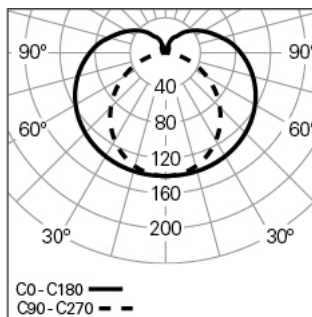
TALEA HRZ LEFT L650W650 BLINE HF 840 B

TUBULAR LUMINAIRES

90753L220EB0000



Light distribution



L=654mm

PRODUCT DESCRIPTION

Application Areas: Offices, Hotels and residential, Public spaces, Retail, Education, Health and care

Mounting Type: Surface mounted, Suspended, Wall mounted

Control Gear Included: Yes

Control Gear: LED driver 220-240VAC-50/60Hz

TALEA HRZ LEFT L650W650 BLINE HF 840 B

CHARACTERISTICS

Luminaire Type: Straight line luminaire

Luminaire Module: Horizontal corner (HRZ)

Luminaire Orientation: Left

Insulation Class: I

Ingress Protection (IP): 40

Ambient Temperature Range (°C):]-5, 25[

Pre-wiring / Through-wiring Included: 1,5m long transparent current supply cable

Warranty (Years): 5

Current Supply Cable Entry Point: Back

MATERIALS

Body Material: Extruded aluminium profile

Finishing: Epoxy polyester powder coated

Colour: Black (B)

Glow-wire Resistance (°C): 960

OPTICAL SYSTEM

Optical System: bLINE - Opal diffuser

Light Distribution: Direct

Beam Angle (°): (Sem Informação)

TECHNICAL DATA

Light Source: LED

Input Power (W): 35

Input Driver Voltage: 220-240V-50/60Hz

Power Factor (λ): 0,94

Luminaire Luminous Flux (lm): 4680

Luminaire Efficacy (lm/W): 134

Unified Glare Rating (UGR): <25

LED Lifetime - Rated Median Useful Life: 80.000h @ L90, B10, Ta 25°C

CCT - Correlated Colour Temperature (K): 4000

Colour Rendering Index (CRI): >80

Chromaticity Tolerance (MacAdam step): <3

LED Module Forward Voltage (VF): 33,1

Power Supply Dimming: ON/OFF

Central Battery Emergency Lighting System (VDC): 176-280

Maximum of Luminaires by Magnetic Circuit Breaker B16: <25

Inrush Current (A): 24

Pulse Duration (µs): 194

DIMENSIONS

L - Length (mm): 654

W - Width (mm): 654

D - Diameter (mm): 100

Net Weight (kg): 4

NOTES

- For surface mounted version it is necessary to order the fixation system separately;
- For suspended version it is necessary to order the suspension, the current supply cable and the ceiling rose. Please order separately;
- For lengths over L1700 mm, a curvature of up to 1% is acceptable within the specified tolerance and can be corrected by adjusting the positioning of

TALEA HRZ LEFT L650W650 BLINE HF 840 B

90753L220EB0000

TUBULAR LUMINAIRES

the suspension points.